



2019 ANNUAL WATER QUALITY REPORT

LARKFIELD | PWS ID: 4910023



CALIFORNIA
AMERICAN WATER

WE KEEP LIFE FLOWING™



RICHARD SVINDLAND
President

A Message from California American Water President RICHARD SVINDLAND

Dear California American Water Customer,

Having access to safe, clean water is something that can be easily taken for granted. At California American Water, our top priority is providing safe, reliable drinking water to our more than 690,000 customers.

I am pleased to share with you our 2019 Consumer Confidence Report, which is a testament to the hard work and dedication of our employees who work to provide high quality drinking water.

During the COVID-19 public health emergency, California American Water activated business continuity plans to strengthen our ability to provide reliable, high quality service to our customers, continue to deliver water and wastewater services and protect our employees and customers.

According to the U.S. Environmental Protection Agency (USEPA) based on current research, the risk to water supplies is low. The USEPA has also relayed that Americans can continue to use and drink water from their tap as usual.

California American Water remains committed to the delivery of safe, reliable water. That includes operation of drinking water treatment barriers, which provide an added layer of protection that includes filtration and disinfection of our surface water supplies (e.g., those from lakes, reservoirs or rivers) and disinfection of our groundwater sources (e.g., underground wells).

We have rigorous safeguards in place to help provide water to you that meets or surpasses increasingly stringent water quality standards. Across California, we conducted approximately 650 different tests on over 25,000 water samples for nearly 3,000 constituents last year. We are proud and pleased to confirm that those tests showed that we met every primary and secondary state and federal water quality standard.

SERVICE: Last year, we invested more than \$74 million in water infrastructure in the California communities we serve. This investment helps maintain the safety and reliability of the facilities and technology needed to draw, treat, and distribute water.

VALUE: While costs to provide water service continue to increase across the country, our investments help us provide high quality water service that remains an exceptional value for such an essential service.

We are proud to continue to supply water that meets or surpasses all state and federal water quality standards. If you have any questions or concerns, you can contact us by phone, email, online at www.californiaamwater.com, or in person at our local Customer Center. Please take the time to review this report. It provides details about the source and quality of your drinking water, using data from water-quality testing conducted for your local system between January and December 2019.

Sincerely,

RICHARD SVINDLAND
President

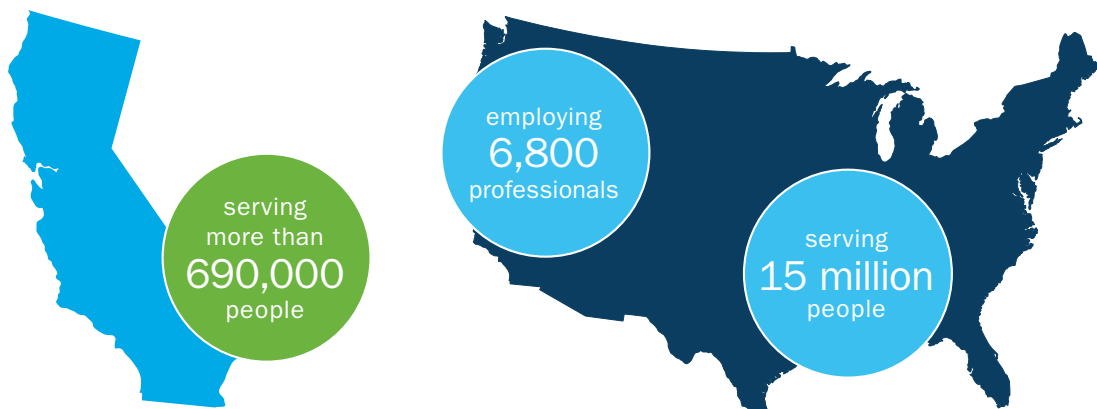



OUR COMMITMENT TO QUALITY

Once again, we proudly present our Annual Water Quality Report, also referred to as a Consumer Confidence Report (CCR). This CCR covers compliance testing completed through December 2019. As in the past, we are committed to delivering high quality drinking water. To that end, we remain vigilant in meeting the challenges of source water protection, water conservation, environmental compliance, sustainability and community education while continuing to serve the needs of all our water users.

ABOUT CALIFORNIA AMERICAN WATER (CAW) AND AMERICAN WATER (AW)

California American Water, a subsidiary of American Water Works Company, Inc. (NYSE: AWK), provides high quality and reliable water and/or wastewater services to more than 690,000 people. With a history dating back to 1886, American Water is the largest and most geographically diverse U.S. publicly traded water and wastewater utility company. The company employs more than 6,800 dedicated professionals who provide regulated and market-based drinking water, wastewater and other related services to 15 million people in 46 states. American Water provides safe, clean, affordable and reliable water services to our customers to help keep their lives flowing. For more information, visit amwater.com and follow American Water on Twitter, Facebook and LinkedIn.



A photograph of a smiling man with a beard, wearing a white long-sleeved shirt, sitting on a light-colored couch. He is looking at a laptop screen. The background is a bright, modern living room with a white chair and a guitar visible.

WHAT IS A CONSUMER CONFIDENCE REPORT (CCR)?

The CCR is an annual water quality report containing data that California American Water and all associated water suppliers collected during 2019. CCRs let consumers know what contaminants, if any, are in their drinking water as well as related health effects. CCRs also include details about where your water comes from and how it is treated. Additionally, they educate customers on what it takes to deliver safe drinking water and highlight the need to protect drinking water sources.

In 2019, we collected numerous samples at various sampling points in your water system. The water quality data presented is a combination of data compiled from American Water's nationally recognized water quality laboratory and local commercial laboratories, all certified in drinking water testing by the State Board's Division of Drinking Water. If you have any questions about this report or your drinking water, please contact our Customer Service Center at (888) 237-1333.

A scenic landscape photograph showing a body of water with several bare trees in the foreground and middle ground. In the distance, there are mountains under a clear blue sky. The water reflects the sky and the trees. The foreground is filled with dark, tall grasses.

ABOUT YOUR WATER

The Larkfield water system is served by wells that pump water from the Glen Ellen formation. California American Water uses drinking water treatment technologies to remove naturally occurring arsenic, iron, and manganese as well as chlorinating the water for bacteriological quality standards. In 2019, California American Water purchased water from the Sonoma County Water Agency (SCWA). Water purchased from SCWA originates from Ranney Collectors and wells along the Russian River in the Santa Rosa Plain. The water supply is distributed for residential and commercial use.

NOTICE OF SOURCE WATER ASSESSMENT (SWA)

An assessment of the drinking water sources in the Larkfield system was completed in February 2003. Although not associated with any detected contaminants, the sources are considered most vulnerable to the following: agricultural drainage, sewer collection systems, golf courses, high-density housing, parks, storm drain discharge points, drinking water treatment plants, gas stations, utility stations (maintenance areas), agricultural and irrigation wells, parking lots, and dry cleaners.

A copy of the completed assessment may be viewed at: State Water Resources Control Board, Division of Drinking Water, Sonoma District Office, 50 D Street, Suite 200, Santa Rosa, CA 95404.



WHAT ARE THE SOURCES OF CONTAMINANTS?

The sources of drinking water include rivers, lakes, streams, ponds, reservoirs, springs and wells. As water travels over the surface of the land or through the ground, it dissolves naturally occurring minerals and can pick up substances resulting from animal or human activity and even radioactive material. In order to ensure that tap water is safe to drink, USEPA and the State Water Resources Control Board set regulations limiting the amount of certain contaminants in water provided by public water systems. Contaminants that may be present in source water include:

ORGANIC CHEMICAL CONTAMINANTS

including synthetic and volatile organic chemicals, which are by-products of industrial processes and petroleum production, and may also come from gas stations, urban stormwater runoff, agricultural application, and septic systems.

INORGANIC CONTAMINANTS

such as salts and metals, which can be naturally occurring or may result from urban stormwater runoff, industrial or domestic wastewater discharges, oil and gas production, mining, or farming.

PESTICIDES AND HERBICIDES

which may come from a variety of sources, such as agriculture, urban stormwater runoff, and residential uses.

MICROBIAL CONTAMINANTS

such as viruses and bacteria, which may come from sewage treatment plants, septic systems, agricultural livestock operations, and wildlife.

RADIOACTIVE CONTAMINANTS

which can be naturally occurring or may be the result of oil and gas production and mining activities.



FLUORIDE & RADON

FLUORIDE

Fluoride is a naturally occurring substance. It can be present in drinking water from two sources:

1. **By nature** when groundwater comes into contact with fluoride-containing minerals naturally present in the earth; or
2. **By a water purveyor** through addition of fluoride to the water they are providing in the distribution system.

In the Larkfield system, all fluoride in the water is from naturally occurring minerals and the concentrations are well below the limits for contaminants in drinking water set by the USEPA and State Water Resources Control Board, Division of Drinking Water.

RADON

Radon is a radioactive gas that you cannot see, taste, or smell. It is found throughout the U.S. Radon can move up through the ground and into a home through cracks and holes in the foundation. Radon can build up to high levels in all types of homes. Radon can also get into indoor air when released from tap water from showering, washing dishes, and other household activities. Compared to radon entering the home through soil, radon entering the home through tap water will in most cases be a small source of radon in indoor air. Radon is a known human carcinogen. Breathing air containing radon can lead to lung cancer. Drinking water containing radon may also cause increased risk of stomach cancer. If you are concerned about radon in your home, test the air in your home. Testing is inexpensive and easy. You should pursue radon removal for your home if the level of radon in your air is 4 picocuries per liter of air (pCi/L) or higher. There are simple ways to fix a radon problem that are not too costly. For additional information, call your State Radon Program at (800) 745-7236, or the USEPA Safe Drinking Water Act Hotline at (800) 426-4791, or the National Safety Council's Radon Hotline at (800) SOS-RADON.



LEAD

LEAD

If present, elevated levels of lead can cause serious health problems, especially for pregnant women and young children. Lead in drinking water is primarily from materials and components associated with service lines and home plumbing. California American Water is responsible for providing high quality drinking water, but cannot control the variety of materials used in plumbing components.

There are steps that you can take to reduce your household's exposure to lead in drinking water. When your water has been sitting for several hours, you can minimize the potential for lead exposure by flushing your tap for 30 seconds to two minutes before using water for drinking or cooking. If you do so, you may wish to collect the flushed water and reuse it for another beneficial purpose, such as watering plants. For more information, please review our Lead and Drinking Water Fact Sheet at www.amwater.com/caaw/water-quality/lead-and-drinking-water.

If you are concerned about lead in your water, you may wish to have your water tested. Information on lead in drinking water, testing methods, and steps you can take to minimize exposure is available from the Safe Drinking Water Hotline or at www.epa.gov/lead.



PFOA/PFOS MONITORING

PFOA/PFOS Monitoring

Perfluorooctanoic acid (PFOA) and perfluorooctanesulfonic acid (PFOS) are fluorinated organic chemicals that are part of a larger group of chemicals referred to as per- and poly-fluoroalkyl substances (PFASs). PFOS and PFOA have been extensively produced and studied in the United States. They have been used in consumer products such as carpets, clothing, fabrics for furniture, paper packaging for food, and other materials (e.g., cookware) designed to be waterproof, stain-resistant or non-stick. In addition, they have been used in fire-retarding foam and various industrial processes.

Exposure to PFOA and PFOS over certain levels may result in adverse health effects, including developmental effects to fetuses during pregnancy or to breastfed infants (e.g., low birth weight, accelerated puberty, skeletal variations), cancer (e.g., testicular, kidney), liver effects (e.g., tissue damage), immune effects (e.g., antibody production and immunity), thyroid effects and other effects (e.g., cholesterol changes). While people are exposed to PFOS and PFOA largely through food, food packaging, consumer products, and house dust, the exposure through drinking water has become an increasing concern due to the tendency of PFASs to accumulate in groundwater. In 2019, Division of Drinking Water (DDW) established Notification Levels (NLs) at 6.5 ppt for PFOS and 5.1 ppt for PFOA in drinking water.

California American Water conducted voluntary PFOA/PFOS monitoring in the source and treatment facility effluent water in Larkfield water system in 2019. Out of a total of five monitoring locations, one well had detections of PFOS ranging from ND–6.3 ppt.

A photograph of a young woman with long dark hair, smiling broadly and looking off to the side. She is wearing a red jacket and holding a blue water bottle. The background is a blurred outdoor setting with trees and a building.

EDUCATIONAL & SPECIAL HEALTH INFORMATION

Drinking water, including bottled water, may reasonably be expected to contain at least small amounts of some contaminants. The presence of contaminants does not necessarily indicate that water poses a health risk. More information about contaminants and potential health effects can be obtained by calling the USEPA's Safe Drinking Water Hotline at (800) 426-4791.

Some people may be more vulnerable to contaminants in drinking water than the general population. Immunocompromised persons such as persons with cancer undergoing chemotherapy, persons who have undergone organ transplants, people with HIV/AIDS or other immune system disorders, some elderly, and infants may be particularly at risk for infections. These people should seek advice about drinking water from their health care providers. USEPA/Centers for Disease Control and Prevention (CDC) guidelines on appropriate means to lessen the risk of infection by microbial contaminants are available through the USEPA's Safe Drinking Water Hotline at (800) 426-4791.



MEASUREMENTS

Water is sampled and tested consistently throughout the year to ensure the best possible quality. Contaminants are measured in:

- **Parts per million (ppm) or milligrams per liter (mg/L)**
- **Parts per billion (ppb) or micrograms per liter (µg/L)**
- **Parts per trillion (ppt) or nanograms per liter (ng/L)**
- **Grains per gallon (grains/gal)** – A measurement of water hardness often used for sizing household water softeners. One grain per gallon is equal to 17.1 mg/L of hardness.
- **MicroSiemens per centimeter (µS/cm)** – A measurement of a solution’s ability to conduct electricity.
- **Nephelometric Turbidity Units (NTU)** – A measurement of the clarity of water. Turbidity in excess of 5 NTU is noticeable to the average person.
- **PicoCuries per liter (pCi/L)** – A measurement of radioactivity in water.

PARTS PER MILLION:


1 second
in 12 days

PARTS PER BILLION:

1 second
in 32 years

PARTS PER TRILLION:

1 second
in 32,000 years



A woman with curly hair, wearing a red long-sleeved shirt, is sitting at a table in a kitchen, looking at a laptop. The background shows a kitchen sink, a window with a view of trees, and kitchen cabinets.

HOW TO READ THIS TABLE

California American Water conducts extensive monitoring to determine if your water meets all water quality standards. The results of our monitoring are reported in the following tables. While most monitoring was conducted in 2019, certain substances are monitored less than once per year because the levels do not change frequently. For help with interpreting this table, see the “Definition of Terms” section.

- 1 Starting with a **Substance**, read across.
- 2 **Year Sampled** is usually in 2019 or year prior.
- 3 **MCL/MRDL/Action Level** shows the highest level of substance (contaminant) allowed.
- 4 **MCLG/PHG/MRDLG** is the goal level for that substance (this may be lower than what is allowed).
- 5 **Average Amount Detected** represents the measured amount (less is better).
- 6 **Range** tells the highest and lowest amounts measured.
- 7 A **No** under **Violation** indicates government requirements were met.
- 8 **Typical Source** tells where the substance usually originates.

Unregulated substances are measured, but maximum contaminant levels have not been established by the government.

2019 Annual Water Quality Results | Larkfield

Regulated Substances

Substance (Units)	Year Sampled	MCL	PHG (MCLG)	Larkfield			SCWA		Violation	Major Sources In Drinking Water
				Average Amount Detected	Range		Average Amount Detected	Range Low - High		
					Low	High				
Arsenic (ppb)	2019	10	0.004	4.4	3.0	5.0	ND	NA	No	Erosion of natural deposits; Runoff from orchards; Glass, and electronics production wastes
Fluoride (ppm) (naturally occurring)	2018	2	1	0.15	0.15	0.16	ND	NA	No	Erosion of natural deposits; Discharge from fertilizer and aluminum factories

Distribution System Monitoring (Larkfield system service area): Disinfection By-products, Disinfectant Residuals, and Disinfection By-products Precursors

Substance (Units)	Year Sampled	MCL/MRDL	MRDLG	Larkfield			SCWA		Violation	Major Sources In Drinking Water
				Average Amount Detected	Range		Average Amount Detected	Range Low - High		
					Low	High				
Chlorine (ppm)	2019	MRDL=4.0	4.0	0.9	0.52	1.4	NA	NA	No	Treatment chemical used to disinfect drinking water
Haloacetic Acids (ppb) ¹	2019	60	NA	6.1	NA		NA	NA	No	By-product of drinking water disinfection
Total Trihalomethanes (TTHM) (ppb) ¹	2019	80	NA	17.8	NA		NA	NA	No	By-product of drinking water disinfection

¹TTHM/HAA5 - Although there is no collective MCLG for this contaminant group, there are individual MCLGs for some of the individual contaminants. Trihalomethanes: Bromodichloromethane (zero); bromoform (zero); chloroform (0.07mg/L); dibromochloromethane (0.06 mg/L). Haloacetic Acids: Dichloroacetic Acid (zero); Trichloroacetic Acid (0.02mg/L). Monochloroacetic Acid (0.07mg/L), Bromoacetic Acid and Dibromoacetic Acid are regulated with this group but have no MCLGs. The "Average Amount Detected" is the Highest Running Annual Average.

Secondary Substances

Substance (Units)	Year Sampled	SMCL ² (NL)	Larkfield District			SCWA		Violation	Major Sources In Drinking Water
			Average Amount Detected	Range		Average Amount Detected	Range Low - High		
				Low	High				
Chloride (ppm)	2018 - 2019	500	14	7.1	19	5.0	4.7 - 5.6	No	Runoff/leaching from natural deposits; Seawater influence
Color, (Color Units)	2019	15	ND	NA		0.7	ND - 4	No	Naturally-occurring organic materials
Specific Conductance (umhos/cm)	2018 - 2019	1,600	369	310	450	227	210 - 250	No	Substances that form ions when in water; Seawater influence
Sulfate (ppm)	2019	500	13	10	15	13	12 - 14	No	Runoff/leaching from natural deposits; Industrial wastes
Total Dissolved Solids (ppm)	2018 - 2019	1,000	253	190	300	145	140 - 160	No	Runoff/leaching from natural deposits
Turbidity (NTU)	2018 - 2019	5	0.6	0.1	1.6	0.04	0.03 - 1.27	No	Soil runoff
Boron (ppm) ³	2018	(1)	0.21	0.19	0.24	N/A	N/A	No	
Vanadium (ppb) ⁴	2018	(50)	1	ND	5	N/A	N/A	No	Naturally Occuring Metal

² Secondary MCLs are set to protect the odor, taste, and appearance of drinking water. These contaminants are not considered to present a risk to human health at the SMCL.

³ Based on studies in laboratory animals, the babies of some pregnant women who drink water containing boron in excess of the Notification Level may have an increased risk of developmental effects.

⁴ The babies of some pregnant women who drink water containing vanadium in excess of the notification level may have an increased risk of developmental effects, based on studies in laboratory animals.

Lead and Copper (tap water samples)

Substance (Units)	Year Sampled	Action Level	PHG (MCLG)	Number of Samples	Amount Detected (90th Percentile)	Homes Above Action Level	Violation	Major Sources In Drinking Water
Copper (ppm)	2019	1.3	0.3	25	0.39	0	No	Internal corrosion of household plumbing systems; Erosion of natural deposits; Leaching from wood preservatives
Lead (ppb)	2019	15	0.2	25	2	0	No	Internal corrosion of household plumbing systems; Erosion of natural deposits; Discharges from industrial manufacturers

Additional Water Quality Parameters of Interest

This table shows average levels of additional water quality parameters that are often of interest to consumers. The averages shown are calculated from the levels detected at each source used to supply water is 2019 and in distribution system. Values may vary from day-to-day. There are no health-based limits for these substance in drinking water.

Substance (Units)	Year Sampled	Larkfield District			SCWA	
		Average Amount Detected	Range		Average Amount Detected	Range
			Low	High		
Alkalinity as CaCO3 (ppm)	2018 - 2019	168	150	220	110	100 - 120
Bicarbonate Alkalinity (ppm)	2018 - 2019	168	150	220	132	130 - 140
Calcium (ppm)	2018 - 2019	23	16	29	22	21 - 23
Magnesium (ppm)	2018 - 2019	12	9	19	14	13 - 16
Potassium (ppm)	2018 - 2019	4.3	2.8	7.0	1.1	1 - 1.3
pH	2018 - 2019	7.7	7.4	8.2	7.4	7.4 - 7.6
Total Radon 222 (pCi/L)	2018 - 2019	N/A	N/A		94	45.2 - 147
Silica (ppm)	2018 - 2019	51	26	83	N/A	N/A
Sodium (ppm)	2018 - 2019	31	23	38	8.5	7.8 - 9.3
Total Hardness as CaCO3 (ppm)	2018 - 2019	125	120	130	112	106 - 123
Total Hardness as CaCO3 (grains/gallon)	2018 - 2019	7.3	7.0	7.6	6.6	6.2 - 7.2

"Hardness" is the sum of polyvalent cations present in the water, generally magnesium and calcium. The cations are usually naturally occurring.

"Sodium" refers to the salt present in the water and is generally naturally occurring.

Unregulated Substances

Substance (Units)	Year Sampled	NL	Larkfield District			SCWA	
			Average Amount Detected	Range		Average Amount Detected	Range
				Low	High		
Perfluorooctanesulfonic Acid [PFOS] (ppt)	2019	6.5	1.1	ND	6.3	ND	NA

California American Water conducted voluntary PFOA/PFOS monitoring in the source and treatment facility effluent water in Larkfield water system in 2019. Out of a total 5 monitoring locations, 1 well had detections of PFOS ranging ND - 6.3 ppt.

See page 9 for more PFOA/PFOS information.

* The State allows us to monitor for some contaminants less than once per year because the concentrations of these contaminants do not change frequently. Some of our data, though representative, are more than one year old.

Additional Monitoring - In addition to the parameters in this table, other parameters were monitored for, including regulated pesticides, herbicides, petroleum by-products and metals. None of those parameters were detected in the water. If you have any questions about this report or your drinking water, please call Customer Service at 1-888-237-1333.



DEFINITION OF TERMS

Action Level (AL): The concentration of a contaminant, which, if exceeded, triggers treatment or other requirements, that a water system must follow.

DDW: Division of Drinking Water

LRAA: Locational Running Annual Average

Maximum Contaminant Level (MCL): The highest level of a contaminant that is allowed in drinking water. MCLs are set as close to the MCLGs as feasible using the best available treatment technology. Secondary MCLs (SMCL) are set to protect the odor, taste, and appearance of drinking water.

Maximum Contaminant Level Goal (MCLG): The level of a contaminant in drinking water below which there is no known or expected risk to health. MCLGs allow for a margin of safety.

Maximum Residual Disinfectant Level (MRDL): The highest level of disinfectant allowed in drinking water. There is convincing evidence that addition of a disinfectant is necessary for control of microbial contaminants.

Maximum Residual Disinfectant Level Goal (MRDLG): The level of a drinking water disinfectant below which there is no known or expected risk to health. MRDLGs do not reflect the benefits of the use of disinfectants to control microbial contaminants.

MFL: Million fibers per liter.

micromhos per centimeter ($\mu\text{mhos/cm}$): A measure of electrical conductance.

NA: Not applicable

N/A: No data available

ND: Not detected

Nephelometric Turbidity Units (NTU): Measurement of the clarity, or turbidity, of the water.

Notification Level (NL): The concentration of a contaminant, which, if exceeded, requires notification to DDW and the consumer. Not an enforceable standard.

pH: A measurement of acidity, 7.0 being neutral.

picocuries per liter (pCi/L): Measurement of the natural rate of disintegration of radioactive contaminants in water (also beta particles).

parts per billion (ppb): One part substance per billion parts water, or micrograms per liter.

parts per million (ppm): One part substance per million parts water, or milligrams per liter.

parts per trillion (ppt): One part substance per trillion parts water, or nanograms per liter.

Primary Drinking Water Standard (PDWS): MCLs for contaminants that affect health along with their monitoring and reporting requirements and water treatment requirements.

Public Health Goal (PHG): The level of a contaminant in drinking water below which there is no known or expected risk to health. PHGs are set by the California EPA.

RAA: Running Annual Average

Secondary Maximum Contaminant Level (SMCL): Secondary MCLs are set to protect the odor, taste, and appearance of drinking water.

SWRCB: State Water Resources Control Board

TON: Threshold Odor Number

Total Dissolved Solids (TDS): An overall indicator of the amount of minerals in water.

Treatment Technique (TT): A required process intended to reduce the level of a contaminant in drinking water.

Variations and Exemptions: State or USEPA permission not to meet an MCL or utilize a treatment technique under certain conditions.

%: Percent



HOW TO CONTACT US

If you have any questions about this report, your drinking water, or service, please call California American Water's Customer Service toll free at (888) 237-1333.

WATER INFORMATION SOURCES

California American Water
www.californiaamwater.com

State Water Resources Control Board (State Board), Division of Drinking Water (DDW)
www.waterboards.ca.gov/drinking_water/programs/index.shtml

United States Environmental Protection Agency (USEPA)
www.epa.gov/safewater

Safe Drinking Water Hotline
(800) 426-4791

Centers for Disease Control and Prevention
www.cdc.gov

American Water Works Association
www.awwa.org

Water Quality Association
www.wqa.org

National Library of Medicine/National Institute of Health
www.nlm.nih.gov/medlineplus/drinkingwater.html

This report contains important information about your drinking water. Translate it, or speak with someone who understands it at (888) 237-1333.

Este informe contiene información muy importante sobre su agua potable. Tradúzcalo o hable con alguien que lo entienda bien al (888) 237-1333.

Ntawm no yog ib co lus qhia tseem ceeb heev txog koj cov dej seb huv npaum li cas. Yog tias koj xav tau kev pab txhais cov lus qhia no, thov hu rau peb ntawm (888) 237-1333.

這是關於您的水質的十分重要的資訊。如果您需要幫助翻譯此資訊請致電(888) 237-1333 與我們聯繫。

आपके पानी की गुणवत्ता के बारे में यह बहुत महत्वपूर्ण सूचना है। यदि इस सूचना के अनुवाद के लिए आपको सहायता की जरूरत हो, तो कृपया (888) 237-1333 पर हमें काल करें।

Это очень важная информация о качестве Вашей воды. Если Вам требуется перевод этой информации, позвоните нам по телефону (888) 237-1333.

Ito ay isang napakahalagang impormasyon tungkol sa kalidad ng iyong tubig. Kung iyong kailangan ng tulong sa pagsalin ng impormasyon na ito, mangyaring tumawag sa amin sa (888) 237-1333.

Đây là thông tin rất quan trọng về chất lượng nước của quý vị. Nếu quý vị cần thông dịch thông tin này, xin gọi chúng tôi theo số (888) 237-1333.