

2019 Consumer Confidence Report

Water System Name:

Redding Travel Center

Report Date:

6-17-20

Type of water source(s) in use: **Ground Water**

Name & general location of source(s):

Well- 19483 Knighton Rd. Redding, CA 96002

Drinking Water Source Assessment information:

Time and place of regularly scheduled board meetings for public participation:

For more information, contact:

Chris Beebe

(530) 244-1453

Phone:

TERMS USED IN THIS REPORT

Maximum Contaminant Level (MCL): The highest level of a contaminant that is allowed in drinking water. Primary MCLs are set as close to the PHGs (or MCLGs) as is economically and technologically feasible. Secondary MCLs are set to protect the odor, taste, and appearance of drinking water.

Maximum Contaminant Level Goal (MCLG): The level of a contaminant in drinking water below which there is no known or expected risk to health. MCLGs are set by the U.S. Environmental Protection Agency (USEPA).

Public Health Goal (PHG): The level of a contaminant in drinking water below which there is no known or expected risk to health. PHGs are set by the California Environmental Protection Agency.

Maximum Residual Disinfectant Level (MRDL):


Primary Drinking Water Standards (PDWS): MCLs and MRDLs for contaminants that affect health along with their monitoring and reporting requirements, and water treatment requirements.

Secondary Drinking Water Standards (SDWS): MCLs for contaminants that affect taste, odor, or appearance of the drinking water. Contaminants with SDWSs do not affect the health at the MCL levels.

Treatment Technique (TT): A required process intended to reduce the level of a contaminant in drinking water.

Regulatory Action Level (AL): The concentration of a contaminant which, if exceeded, triggers treatment or other requirements that a water system must follow.

Variances and Exemptions: State Board permission to exceed an MCL or not comply with a treatment



The highest level of a disinfectant allowed in drinking water. There is convincing evidence that addition of a disinfectant is necessary for control of microbial contaminants.

Maximum Residual Disinfectant Level Goal (MRDLG): The level of a drinking water disinfectant below which there is no known or expected risk to health. MRDLGs do not reflect the benefits of the use of disinfectants to control microbial contaminants.

technique under certain conditions.

ND: not detectable at testing limit

ppm: parts per million or milligrams per liter (mg/L)

ppb: parts per billion or micrograms per liter (µg/L)

ppt: parts per trillion or nanograms per liter (ng/L)

ppq: parts per quadrillion or picogram per liter (pg/L)

pCi/L: picocuries per liter (a measure of radiation)

We test the drinking water quality for many constituents as required by state and federal regulations. This report shows the results of our monitoring for the period of January 1 - December 31, 2018 and may include earlier monitoring data.

Este informe contiene información muy importante sobre su agua potable. Tradúzcalo ó hable con alguien que lo entienda bien.


The sources of drinking water (both tap water and bottled water) include rivers, lakes, streams, ponds, reservoirs, springs, and wells. As water travels over the surface of the land or through the ground, it dissolves naturally-occurring minerals and, in some cases, radioactive material, and can pick up substances resulting from the presence of animals or from human activity.

Contaminants that may be present in source water include:

- **Microbial contaminants**, such as viruses and bacteria, that may come from sewage treatment plants, septic systems, agricultural livestock operations, and wildlife.
- **Inorganic contaminants**, such as salts and metals, that can be naturally-occurring or result from urban stormwater runoff, industrial or domestic wastewater discharges, oil and gas production, mining, or farming.
- **Pesticides and herbicides**, that may come from a variety of sources such as agriculture, urban stormwater runoff, and residential uses.
- **Organic chemical contaminants**, including synthetic and volatile organic chemicals, that are by-products of industrial processes and petroleum production, and can also come from gas stations, urban stormwater runoff, agricultural application, and septic systems.
- **Radioactive contaminants**, that can be naturally-occurring or be the result of oil and gas production and mining activities.

In order to ensure that tap water is safe to drink, the USEPA and the State Water Resources Control Board (State Board) prescribe regulations that limit the amount of certain contaminants in water provided by public water systems. State Board regulations also

[Page 2 of 10](#)



establish limits for contaminants in bottled water that provide the same protection for public health.

Tables 1, 2, 3, 4, 5, 7, and 8 list all of the drinking water contaminants that were detected during the most recent sampling for the constituent. **The presence of these contaminants in the water does not necessarily indicate that the water poses a health risk. The State Board allows us to monitor for certain contaminants less than once per year because the concentrations of these contaminants do not change frequently. Some of the data, though representative of the water quality, are more than one year old.**

TABLE 1 – SAMPLING RESULTS SHOWING THE DETECTION OF COLIFORM BACTERIA

Microbiological Contaminants (complete if bacteria detected)	Highest No. of Detections	No. of months in violation	MCL	MCLG	Typical Source of Bacteria
Total Coliform Bacteria	<u>0</u>	0	More than 1 sample in a month with a detection	0	Naturally present in the environment
Fecal Coliform or <i>E. coli</i>	<u>0</u>	0	A routine sample and a repeat sample detect total coliform and either sample also detects fecal coliform or <i>E. coli</i>	0	Human and animal fecal waste

TABLE 2 – SAMPLING RESULTS SHOWING THE DETECTION OF LEAD AND COPPER

Lead and Copper (complete if lead or copper detected in the last sample set)	Sample Date	No. of samples collected	90 th percentile level detected	No. sites exceeding AL	AL	PHG	Typical Source of Contaminant
Lead (ppm)	9-23-18	5	0	0	15	0.2	Internal corrosion of household water plumbing systems; discharges from industrial manufacturers; erosion of natural deposits
Copper (ppm)	9-23-18	5	.18	0	1.3	0.3	Internal corrosion of household plumbing systems; erosion of natural deposits; leaching from wood preservatives

TABLE 3 – SAMPLING RESULTS FOR SODIUM AND HARDNESS

Chemical or Constituent (and reporting units)	Sample Date	Level Detected	Range of Detections	MCL	PHG (MCLG)	Typical Source of Contaminant
Sodium (ppm)	5-18-17	10	-	none	none	Salt present in the water and is generally naturally occurring
Hardness (ppm)	N/A	N/A	-	none	none	Sum of polyvalent cations present in the water, generally magnesium and calcium, and are usually naturally occurring

** Any violation of an MCL or AL is asterisked. Additional information regarding the violation is provided later in this report.*

TABLE 4 – DETECTION OF CONTAMINANTS WITH A PRIMARY DRINKING WATER STANDARD

Chemical or Constituent (and reporting units)	Sample Date	Level Detected	Range of Detections	MCL [MRDL]	PHG (MCLG) [MRDLG]	Typical Source of Contaminant
INORGANICS						
Aluminum, ppm	5/18/17	<50	-	1.0	0.6	Some people who drink water containing aluminum in excess of the MCL over many years may experience short-term gastrointestinal tract effects.
Barium, ppb	5/18/17	<100	-	1000	-	Discharge of oil drilling wastes and from metal refineries; erosion of natural deposits
Chromium. Hexavalent, ppb	5/18/17	<10	-	10.0	-	Discharge from steel and pulp mills and chrome plating; erosion of natural deposits
Fluoride (F, Natural Source), ppm	5/18/17	0.1	-	4.0	-	Erosion of natural deposits; water additive which promotes strong teeth; discharge from fertilizer and aluminum factories
Nitrate, ppm	6-3-20	1.1 mg/L	-	45	23.0	Runoff and leaching from fertilizer use; leaching from septic tanks and sewage; erosion of natural deposits.
Perchlorate, ppm	6-3-20	N/D	-	6.0	1.0	Perchlorate has been shown to interfere with uptake of iodide by the thyroid gland, and to thereby reduce the production of thyroid hormones, leading to adverse affects associated with inadequate hormone levels. Thyroid hormones are needed for normal prenatal growth and development of the fetus, as well as for normal growth and development in the infant and child. In adults, thyroid hormones are needed for normal metabolism and mental function.
DISINFECTION BY-PRODUCTS						
HAA5, ppm	6-11-19	ND	-	60	-	Byproduct of drinking water disinfection

Consumer Confidence Report (CCR)
PWS – CA4500149
Redding Travel Center
 =====

TTHM, ppm	6-11-19	ND	-	80	-	By-product of drinking water disinfection
ORGANICS						
Turbidity, NTU	N/A	N/A	-	5	-	Turbidity has no health effects. However, high levels of turbidity can interfere with disinfection and provide a medium for microbial growth. Turbidity may indicate the presence of disease-causing organisms. These organisms include bacteria, viruses, and parasites that can cause symptoms such as nausea, cramps, diarrhea, and associated headaches.
RADIOLOGICAL						
Gross Alpha MDA95, PCI/L	2-19-19	0.736 PCI/L	-	3.001	-	Erosion of natural deposits
Radium 226 MDA 95, PCI/L	N/A	N/A	-	1.001	-	Erosion of natural deposits
Radium 228 MDA 95, PCI/L	N/A	N/A	-	1.001	-	Erosion of natural deposits

TABLE 5 – DETECTION OF CONTAMINANTS WITH A SECONDARY DRINKING WATER STANDARD

Chemical or Constituent (and reporting units)	Sample Date	Level Detected	Range of Detections	MCL	PHG (MCLG)	Typical Source of Contaminant
Chloride, ppm	12-14-94	7	-	250	-	Runoff/leaching from natural deposits; seawater influence.
Color, (unit-less)	12-14-94	N/D	-	15.0	-	Naturally-occurring organic materials.
Iron, ppm	5-18-17	N/D	-	0.3	-	Leaching from natural deposits; industrial wastes.
Manganese, ppb	5-18-17	N/D	-	50	-	Leaching from natural deposits
Odor, TON	12-14-94	N/D	-	3.0	-	Naturally-occurring organic materials


Consumer Confidence Report (CCR)
PWS – CA4500149
Redding Travel Center
 =====

Specific Conductance, S	12-14-94	221	-	1600	-	Substances that form ions when in water; seawater influence
Sulfate, ppm	12-14-94	7	-	250	-	Runoff/leaching from natural deposits; industrial wastes.
Total Dissolved Solids (TDS), ppm	12-14-94	180	-	500	-	Runoff/leaching from natural deposits.
Zinc, ppb	5-18-17	N/D	-	5000	-	Runoff/leaching from natural deposits; industrial wastes.

TABLE 6 – DETECTION OF UNREGULATED CONTAMINANTS

Chemical or Constituent (and reporting units)	Sample Date	Level Detected	Range of Detections	Notification Level	Health Effects Language

**** Any violation of an MCL, MRDL, or TT is asterisked. Additional information regarding the violation is provided later in this report.***




Additional General Information on Drinking Water

Drinking water, including bottled water, may reasonably be expected to contain at least small amounts of some contaminants. The presence of contaminants does not necessarily indicate that the water poses a health risk. More information about contaminants and potential health effects can be obtained by calling the USEPA's Safe Drinking Water Hotline (1-800-426-4791).

Some people may be more vulnerable to contaminants in drinking water than the general population. Immuno-compromised persons such as persons with cancer undergoing chemotherapy, persons who have undergone organ transplants, people with HIV/AIDS or other immune system disorders, some elderly, and infants can be particularly at risk from infections. These people should seek advice about drinking water from their health care providers. USEPA/Centers for Disease Control (CDC) guidelines on appropriate means to lessen the risk of infection by *Cryptosporidium* and other microbial contaminants are available from the Safe Drinking Water Hotline (1-800-426-4791).

Lead-Specific Language for Community Water Systems: If present, elevated levels of lead can cause serious health problems, especially for pregnant women and young children. Lead in drinking water is primarily from materials and components associated with service lines and home plumbing. Redding Travel Center is responsible for providing high quality drinking water, but cannot control the variety of materials used in plumbing components. When your water has been sitting for several hours, you can minimize the potential for lead exposure by flushing your tap for 30 seconds to 2 minutes before using water for drinking or cooking. If you do so, you may wish to collect the flushed water and reuse it for another beneficial purpose, such as watering plants. If you are concerned about lead in your water, you may wish to have your water tested. Information on lead in drinking water, testing methods, and steps you can take to minimize exposure is available from the Safe Drinking Water Hotline or at <http://www.epa.gov/lead>.



**Summary Information for Violation of a MCL, MRDL, AL, TT,
or Monitoring and Reporting Requirement**

VIOLATION OF A MCL, MRDL, AL, TT, OR MONITORING AND REPORTING REQUIREMENT				
Violation	Explanation	Duration	Actions Taken to Correct the Violation	Health Effects Language

For Systems Providing Surface Water as a Source of Drinking Water

TABLE 8 - SAMPLING RESULTS SHOWING TREATMENT OF SURFACE WATER SOURCES	
Treatment Technique ^(a) (Type of approved filtration technology used)	CDPH approved alternative filtration technology.
Turbidity Performance Standards ^(b) (that must be met through the water treatment process)	Turbidity of the filtered water must: 1 – Be less than or equal to _0.3 NTU in 95% of measurements in a month. 2 – Not exceed _1.0____ NTU for more than eight consecutive hours. 3 – Not exceed _5.0____ NTU at any time.
Lowest monthly percentage of samples that met Turbidity Performance Standard No. 1.	100 %
Highest single turbidity measurement during the year	
Number of violations of any surface water treatment requirements	0

(a) A required process intended to reduce the level of a contaminant in drinking water.

(b) Turbidity (measured in NTU) is a measurement of the cloudiness of water and is a good indicator of water quality and filtration performance. Turbidity results which meet performance standards are considered to be in compliance with filtration requirements.

* Any violation of a TT is marked with an asterisk. Additional information regarding the violation is provided below.

Summary Information for Violation of a Surface Water TT

VIOLATION OF A SURFACE WATER TT



TT Violation	Explanation	Duration	Actions Taken to Correct the Violation	Health Effects Language
None				

Summary Information for Operating Under a Variance or Exemption
