



# San Lorenzo Valley WATER DISTRICT

June 15, 2021

Mr. Kyle Graff

SWRCB Division of Drinking Water-Monterey District

1 Lower Ragsdale Ave, Building 1, Suite 120

Monterey, CA 93940

2020 Consumer Confidence Report for the San Lorenzo Valley Water District (System# 4410014)

Mr. Graff,

The San Lorenzo Valley Water District has completed the distribution of the 2020 Consumer Confidence Report as of June 5<sup>th</sup>, 2021. Please see the following attachments that certify the methods of delivery:

1. Certification Form for the SLVWD system.
2. 2020 CCR of the SLVWD system.
3. A copy of the dedicated CCR notification email sent to electronic billing customers
4. A copy of the CCR notification bill insert, mailed to paper billing customers.
5. A copy of the May 2021 "District Spotlight" electronic news letter announcing the availability of the CCR.
6. A copy of the Press Release advertising the availability of the CCR to news media

Please contact me if you have any comments or questions at (831)216-9019.

Sincerely,

Nate Gillespie

Water Treatment and Systems Supervisor

CC: District Manager


Director of Operations

**Consumer Confidence Report Certification Form**  
 (To be submitted with a copy of the CCR)

Water System Name:	SLVWD
Water System Number:	4410014

The water system named above hereby certifies that its Consumer Confidence Report was distributed on June 5<sup>th</sup>, 2020 to customers (and appropriate notices of availability have been given). Further, the system certifies that the information contained in the report is correct and consistent with the compliance monitoring data previously submitted to the State Water Resources Control Board, Division of Drinking Water (DDW).

Certified by:

Name: Nate Gillespie	Title: Water Treatment and System Supervisor
Signature: 	Date: 6/15/2021
Phone number: (831)216-9019	blank

*To summarize report delivery used and good-faith efforts taken, please complete this page by checking all items that apply and fill-in where appropriate:*

- ☐ CCR was distributed by mail or other direct delivery methods (attach description of other direct delivery methods used).
- ☒ CCR was distributed using electronic delivery methods described in the Guidance for Electronic Delivery of the Consumer Confidence Report (water systems utilizing electronic delivery methods must complete the second page).
- ☒ "Good faith" efforts were used to reach non-bill paying consumers. Those efforts included the following methods:
  - ☒ Posting the CCR at the following URL:  
[https://www.slvwd.com/sites/g/files/vyhlif1176/f/uploads/slvwd\\_2020\\_ccr\\_final\\_1.pdf](https://www.slvwd.com/sites/g/files/vyhlif1176/f/uploads/slvwd_2020_ccr_final_1.pdf)
  - ☐ Mailing the CCR to postal patrons within the service area (attach zip codes used)
  - ☒ Advertising the availability of the CCR in news media (attach copy of press release)
  - ☐ Publication of the CCR in a local newspaper of general circulation (attach a copy of the published notice, including name of newspaper and date published)
  - ☐ Posted the CCR in public places (attach a list of locations)

- ☐ Delivery of multiple copies of CCR to single-billed addresses serving several persons, such as apartments, businesses, and schools
- ☐ Delivery to community organizations (attach a list of organizations)
- ☒ Publication of the CCR in the electronic city newsletter or electronic community newsletter or listserv (attach a copy of the article or notice)
- ☒ Electronic announcement of CCR availability via social media outlets (attach list of social media outlets utilized)
- ☐ Other (attach a list of other methods used)
- ☐ *For systems serving at least 100,000 persons:* Posted CCR on a publicly-accessible internet site at the following URL: www.
- ☐ *For privately-owned utilities:* Delivered the CCR to the California Public Utilities Commission

### **Consumer Confidence Report Electronic Delivery Certification**

*Water systems utilizing electronic distribution methods for CCR delivery must complete this page by checking all items that apply and fill-in where appropriate.*

- ☒ Water system mailed a notification that the CCR is available and provides a direct URL to the CCR on a publicly available website where it can be viewed (attach a copy of the mailed CCR notification). URL: [https://www.slwvd.com/sites/g/files/vyhlif1176/f/uploads/slwd\\_2020\\_ccr\\_final\\_1.pdf](https://www.slwvd.com/sites/g/files/vyhlif1176/f/uploads/slwd_2020_ccr_final_1.pdf)
- ☒ Water system emailed a notification that the CCR is available and provides a direct URL to the CCR on a publicly available site on the Internet where it can be viewed (attach a copy of the emailed CCR notification). URL: [https://www.slwvd.com/sites/g/files/vyhlif1176/f/uploads/slwd\\_2020\\_ccr\\_final\\_1.pdf](https://www.slwvd.com/sites/g/files/vyhlif1176/f/uploads/slwd_2020_ccr_final_1.pdf)
- ☐ Water system emailed the CCR as an electronic file email attachment.
- ☐ Water system emailed the CCR text and tables inserted or embedded into the body of an email, not as an attachment (attach a copy of the emailed CCR).
- ☐ *Requires prior DDW review and approval.* Water system utilized other electronic delivery method that meets the direct delivery requirement.



*Provide a brief description of the water system's electronic delivery procedures and include how the water system ensures delivery to customers unable to receive electronic delivery.*

Please see below:

*This form is provided as a convenience and may be used to meet the certification requirement of section 64483(c) of the California Code of Regulations.*

"Good faith" efforts were used to reach non-bill paying consumers. Those efforts included the following methods:

☒ *Electronic announcement of CCR availability via social media outlets (attach list of social media outlets utilized) :*

-Posted on SLVWD Facebook page

-Posted on SLVWD Instagram page

-Posted on SLVWD Nextdoor page

*Provide a brief description of the water system's electronic delivery procedures and include how the water system ensures delivery to customers unable to receive electronic delivery:*

For customers that receive electronic bills, a dedicated CCR notification email was sent with the subject line: "SLVWD 2020 Consumer Confidence Report." This email was sent to all electronic billing customers on April 29<sup>th</sup> 2021. The body of this dedicated CCR email notification contained a direct URL to the CCR (one CCR which included the SLVWD system and SLVWD- Felton system). For customer CCR notification emails that failed to deliver, a paper CCR notice was mailed to the corresponding service address of the customer.

For customers that receive paper bills, a paper CCR notification was mailed as an insert along with the May/June 2021 bill. The paper CCR notification was mailed along with the May 2021 bill to customers who received their bill on May 20<sup>th</sup> 2021 and June 2021 bill to customers who received their bill on June 5<sup>th</sup> 2021. The paper CCR notification contained a direct URL to the CCR.





# Consumer Confidence Report

2020

[www.slvwd.com](http://www.slvwd.com)

Este informe contiene información muy importante sobre su agua para beber. Favor de comunicarse San Lorenzo Valley Water District a 13060 Hwy 9, Boulder Creek CA 95006, (831)338-2153 para asistirlo en español.




# What is this report?

This annual Consumer Confidence Report includes information on sources of water distributed by the San Lorenzo Valley Water District and includes a summary of the water quality tested in 2020. This report is intended to inform customers of the San Lorenzo Valley Water District about their drinking water quality. In an effort to provide this report to everyone, the District encourages landlords to provide a copy of this report to their tenants.

The San Lorenzo Valley Water District safeguards its water supplies and provides surface water treatment to ensure that customers receive the highest quality drinking water possible. In 2020, as in the years past, the San Lorenzo Valley Water District is pleased to report that our water provided to our customers met or surpassed all State of California and US Environmental Protection Agency drinking water health standards.

The SLVWD's mission is to provide our customers and all future generations with reliable, safe and high quality water at an equitable price; to create and maintain outstanding customer service; to manage and protect the environmental health of the aquifers and watersheds; and to ensure the fiscal vitality of the San Lorenzo Valley Water District.



## Where does our water come from?


The San Lorenzo Valley Water District provides water to two separate drinking water systems: The San Lorenzo Valley Water District and The San Lorenzo Valley Water District-Felton. Each of these two drinking water systems have their own separate source of drinking water supply. The SLVWD and SLVWD-Felton systems have an interconnection, which allows for the transfer of water between the two systems on an emergency basis. In 2020, the SLVWD received approximately 13.47 million gallons of water from the SLVWD-Felton system, or approximately 2.5% of its total supply; while the SLVWD-Felton system received approximately 9.62 million gallons of water from the SLVWD system, or approximately 7.7% of water provided to the SLVWD-Felton system.





# San Lorenzo Valley Water District System:

---



The San Lorenzo Valley Water District system service area includes the communities of: Boulder Creek, North of Boulder Creek, Brookdale, Ben Lomond, Quail Hollow, Glen Arbor, Zayante, Lompico and the Scotts Valley areas of Hidden Glenn, Lockwood Ln, Pasatiempo Pines, Whispering Pines, Manana Woods and both Spring Lakes and Vista Del Lago Mobile Home Parks.

Water Supply for the SLVWD system primarily utilizes surface water during the months of November to May. During periods of high stream flow, surface water can provide up to 100% of the drinking water in the SLVWD system. These surface sources are diverted from streams which are located in remote areas high within the District's protected watershed, away from human contamination. These streams come from granite formations with very low mineral content. This results in very soft, pleasant tasting water. These streams undergo filtration at one of the District's conventional surface water treatment plants.

To supplement supply during periods of low stream flow, the SLVWD blends surface water with groundwater from 3 separate wellfields: The Quail Hollow wellfield, the Olympia wellfield and the Pasatiempo wellfield.

The Quail Hollow wellfield is located in the Ben Lomond area. The two Quail Hollow wells produce water that is soft and is similar in quality to the surface water sources.

The Olympia wellfield is located in the Zayante area. The two Olympia production wells produce water that

has a higher mineral content, primarily iron, manganese and carbonate hardness. These minerals do not pose a health hazard when consumed, but affect the aesthetic qualities of water, such as taste, odor and color.

Dissolved gases present in the Olympia wells may also affect the taste and odor of the water. Customers in the Hihn Rd and Zayante area may experience periods of discolored water caused by precipitation of dissolved iron and manganese. The SLVWD adds polyphosphate to the Olympia well water to slow down the precipitation process; however, this is not completely effective and some deposition of iron and manganese can occur on the water mains. During periods of higher flow, these deposits of iron and manganese can become dislodged, which will result in discolored water. If discolored water is observed at your faucets cold water tap, the water is safe to use; however you may want to avoid washing laundry as staining may occur. If you experience prolonged periods of discolored water in all of your indoor cold water taps, please contact customer service at (831)338-2153.


The Pasatiempo wellfield is located off of Graham Hill Rd in Scotts Valley and primarily serves the Scotts Valley and Manana Woods neighborhoods. The three Pasatiempo wells produce water that is soft and similar in quality to the surface water sources.



# San Lorenzo Valley Water District-Felton System:

The San Lorenzo Valley Water District-Felton system service area includes the town of Felton, Hwy 9 south to Big Trees, San Lorenzo Ave, Felton Empire Grade, Felton Grove and El Solyo Heights. Customers in the SLVWD-Felton system are supplied water from Bennett Springs, Bull Springs and Fall Creek. Drinking water treatment for these sources is provided at a conventional surface water treatment plant. These surface water sources have a moderate amount of dissolved minerals, primarily carbonate hardness. Customers off of Felton Empire Rd, Featherston Way and Jenny Way receive chlorinated water direct from Bennett Springs.

## Source Water Assessments and Protection



A Source Water Assessment lists possible contaminating activities and the susceptibility of identified contamination threats that might affect the quality of our drinking water supplies. Copies of Source Water Assessments for each water source are available at the District Office. In 2018, the San Lorenzo Valley Water District completed a sanitary survey update to the San Lorenzo River Watershed.


Factors contributing to the potential vulnerability of the surface water sources of the San Lorenzo Valley Water District include: managed forests, septic systems, recreational activities, and government or institutional facilities. Factors contributing to the potential vulnerability of the groundwater sources of the San Lorenzo Valley Water District include: the high percolation capacity of the Santa Margarita

Sandstone Aquifer, residential septic tank systems, unused production wells and equestrian activities.

Many common household products are hazardous if carelessly handled or stored. Chemicals poured on the ground, down the drain, or the toilet can pollute our drinking water. Of particular concern are volatile organic chemicals (or, VOC's) and synthetic organic chemicals (or, SOC's). VOC's are chemicals commonly found in paints, solvents, degreasers and automotive products. SOC's are found in herbicides and pesticides. These products should be disposed of in a proper and responsible manner. The County of Santa Cruz receives household hazardous waste at the Ben Lomond Transfer Station. The SLVWD strongly encourages consumers to make use of this convenient program. For more information on disposal and receiving times, you may call the County at (831)454-2022, or visit <http://dpw.co.santa-cruz.ca.us/Home/RecyclingTrash.aspx>



# Why are there contaminants in drinking water?



Drinking water, including bottled water, may reasonably be expected to contain at least small amounts of some contaminants. The presence of contaminants does not necessarily indicate that water poses a health risk. More information about contaminants and potential health effects can be obtained by calling the U.S. EPA's Safe Drinking Water Hotline (1-800-426-4791).

The sources of drinking water (both tap water and bottled water) include rivers, lakes, streams, ponds, reservoirs, springs and wells. As water travels over the surface of the land or through the ground, it dissolves naturally-occurring minerals and, in some cases, radioactive material, and can pick up substances resulting from the presence of animals or from human activity.

## **Contaminants that may be present in source water include:**

- Microbial contaminants, such as viruses and bacteria that may come from sewage treatment plants, septic systems, agricultural livestock operations and wildlife.
- Inorganic contaminants, such as salts and metals, that can be naturally-occurring or result from urban storm water runoff, industrial or domestic wastewater discharges, oil and gas production, mining, or farming.
- Pesticides and herbicides, that may come from a variety of sources such as agriculture, urban storm water runoff, and residential uses.

Organic chemical contaminants, including synthetic and volatile organic chemicals that are byproducts of industrial processes and petroleum production, and can also come from gas stations, urban storm water runoff, agricultural application, and septic systems.

Radioactive contaminants that can be naturally-occurring or be the result of oil and gas production and mining activities.

In Order to ensure that tap water is safe to drink, the U.S. Environmental Protection Agency (EPA) and the California State Water Resources Control Board (State Board) prescribe regulations that limit the amount of certain contaminants in water provided by public water systems. State Board regulations also establish limits for contaminants in bottled water that provide the same protection for public health.

Some people may be more vulnerable to contaminants in drinking water than the general population. Immuno-compromised persons with cancer undergoing chemotherapy, persons who have undergone organ transplants, people with HIV/AIDS or other immune system disorders, some elderly and infants can be particularly at risk from infections. These people should seek advice about drinking water from their health care providers. U.S EPA/Centers for Disease Control (CDC) guidelines on appropriate means to lessen the risk of infection by *Cryptosporidium* and other microbial contaminants are available from the Safe Drinking Water Hotline (1-800-426-4791).





Cryptosporidium is a microbial pathogen found in surface water throughout the U.S. Although filtration removes Cryptosporidium, the most commonly-used filtration methods cannot guarantee 100 percent removal. Our 2017-2018 monitoring indicates the presence of these organisms in our surface water for the SLVWD system. Current test methods do not allow us to determine if the organisms are dead or if they are capable of causing disease. Ingestion of Cryptosporidium may cause cryptosporidiosis, and abdominal infection. Symptoms of infection include nausea, diarrhea, and abdominal cramps. Most healthy individuals can overcome the disease within a few weeks. However, immuno-compromised people, infants and small children, and the elderly are at greater risk of developing life threatening illness. We encourage immuno-compromised individuals to consult with their doctor regarding appropriate precautions to take to avoid infection. Cryptosporidium must be ingested to cause disease, and it may be spread through means other than drinking water.

## Lead in Drinking Water

If present, elevated levels of lead can cause serious health problems, especially for pregnant women and young children. Lead in drinking water is primarily from materials and components associated with service lines and home plumbing. The SLVWD is responsible for providing high quality drinking water, but cannot control the variety of materials used in plumbing components. When your water has been sitting for several hours, you can minimize the potential for lead exposure by flushing your tap for 30 seconds to 2 minutes before using water for drinking or cooking. If you are concerned about lead in your water, you may wish to have your water tested. Information on lead in drinking water, testing methods, and steps you can take to minimize exposure is available from the Safe Drinking Water

Hotline or at <http://www.epa.gov/lead>.

The SLVWD monitors for lead and copper at the customer's tap throughout the service area on a regular basis in accordance with the USEPA's Lead and Copper Rule regulations. The rule requires public water systems to sample at customers' homes that meet specific criteria where elevated levels of lead and copper are more likely to be found. Since 1993 samples have shown levels of lead and copper in service areas of the SLVWD to be well below the action levels set by the USEPA. See the enclosed water quality table for test results from the latest round of sampling.

In 2017, the San Lorenzo Valley Unified School District requested that the SLVWD conduct lead sampling at all seven SLVUSD campuses. Sample locations at all campuses included food preparation areas, drinking fountains and water bottle filling stations. All samples collected at SLVUSD campuses were well below the State's Lead Action Level of 15 parts per billion.



# Water Quality Data Tables

Each water quality data table lists drinking water contaminants that were detected in 2020 for each respective water system. The presence of contaminants in the water does not necessarily indicate that the water poses a health risk.

To better interpret the water quality data tables, please see the following definitions and notes:

## DEFINITIONS:

### **MCL (Maximum Contaminant Level):**

The highest level of a contaminant that is allowed in drinking water. Primary MCLs are set as close to the PHG's (or MCLG's) as is economically and technologically feasible. Secondary MCL's are set to protect the odor, taste and appearance of drinking water.

### **Primary Drinking Water Standard (PDWS):**

MCL's, MRDL's, and treatment techniques (TT's) for contaminants that affect health, along with their monitoring and reporting requirements.

### **Secondary Drinking Water Standard (SDWS):**

MCL's for contaminants that may adversely affect the taste, odor or appearance of drinking water. These are aesthetic considerations that are not considered as health concerns.

**MCLG (Maximum Contaminant Level Goal):** The level of a contaminant in drinking water below which there is no known or expected risk to health. MCLGs are set by the U.S. Environmental Protection Agency.

**PHG (Public Health Goal):** The level of a contaminant in drinking water below which there is no known or expected risk to health. PHG's are set by the California Environmental Protection Agency.

**MRDL (Maximum Residual Disinfectant Level):** The highest level of a disinfectant allowed in drinking water. There is now convincing evidence that addition of a disinfectant is necessary for control of microbial contaminants.

### **MRDLG (Maximum Residual Disinfectant Level Goal):**

The level of a drinking water disinfectant below which there is no known or expected risk to health. MRDLGs do not reflect the benefits of the use of disinfectants to control microbial contaminants.

**Regulatory Action Level (AL):** The concentration of a contaminant which, if exceeded, triggers treatment or other requirements that a water system must follow.

**Treatment Technique (TT):** A required process intended to reduce the level of a contaminant in drinking water.

**Notification Level (NL):** Notification levels are non-regulatory, health-based advisory levels established for contaminants in drinking water for which maximum contaminant levels have not been established. Notification levels are established as precautionary measures for contaminants that may be considered candidates for establishment of maximum contaminant levels, but have not yet undergone or completed the regulatory standard setting process prescribed for the development of maximum contaminant levels and are not drinking water standards.

## UNITS:


**ppm:** Parts per million, or milligrams per liter. The time equivalent to 1 ppm is one second in 11.5 days.

**ppb:** Parts per billion, or micrograms per liter. The time equivalent to 1 ppb is one second in nearly 32 years.

**ppt:** Parts per trillion, or nanograms per liter. The time equivalent to 1 ppt is one second in nearly 32,000 years.

**NTU:** Nephelometric Turbidity Units.**pCi/L:** Picocuries per liter (a measurement of radioactivity).





#### NOTES:

1. The State allows us to monitor for some contaminants less than once per year because the concentrations of these contaminants do not change frequently.
2. SLVWD Olympia 2 and Olympia 3 Wells periodically exceed the Secondary Maximum Contaminant Level (SMCL) for iron and manganese. SMCLs are set for aesthetic reasons and do not cause adverse health effects. Iron and manganese can cause discolored water and staining. To offset this effect, the SLVWD adds polyphosphate, which acts to keep iron and manganese in solution and help prevent problems associated with this mineral.
3. The SLVWD was given a monitoring order by the State Water Resources Control Board, Division of Drinking water on March 13, 2019. This monitoring order directed the SLVWD to collect quarterly samples for PFOA and PFOS at Quail Hollow Wells 4a and 5a. Quail Well 4a did not have any detections of PFOA or PFOS. Quail Well 5a did not have any detections for PFOA, but did have detections for PFOS, which were all below the state Notification Level of 6.5 ppt. Quail well 5a accounted for 9.2% of water production for the SLVWD system in 2020.



# SLVWD System Water Quality Testing Results

(Service area includes: Boulder Creek, Brookdale, Ben Lomond, Lompico, Zayante and the Scotts Valley areas of Lockwood Ln, Whispering Pines, Hidden Glenn and Manana Woods.)

## Contaminants Regulated by a Primary Drinking Water Standard:

	PHG or MCLG	MCL	Average	Range of Detection	Sample Date	Typical Sources of Contamination
Arsenic (ppb)	0.6	10	<2.0	<2.0-5.4	2018 <sup>1</sup> -2020	Erosion of natural deposits.
Fluoride (ppb)	1000	2000	267	<100-600	2020	Erosion of natural deposits.
Nitrate as Nitrogen (ppm)	10	10	<0.4	<0.4-2.6	2020	Runoff/leaching from natural deposits
Gross Alpha particle activity (pCi/L)	N/A	15	<3.0	<3.0-3.2	2012 <sup>1</sup>	Erosion of natural deposits.

## Additional Contaminants Regulated by a Primary Drinking Water Standard:

	PHG or MCLG	MCL	Range of Detection	Highest Measurement	Sample Date	Typical Sources of Contamination
Turbidity (NTU)	N/A	TT=95% of samples < 0.2 NTU	<0.2 in 100% of samples	0.09	2020	Soil runoff. Turbidity is a measure of the cloudiness of water. We monitor it because it is a good indicator of the effectiveness of our filtration system.



### Contaminants Regulated by a Secondary Drinking Water Standard:

	PHG or MCLG	Secondary MCL	Average	Range of Detection	Sample Date	Typical Sources of Contamination
Chloride (ppm)	N/A	500	7	5.5-9.0	2020	Runoff/leaching from natural deposits.
Sulfate (ppm)	N/A	500	51	3.4-240	2020	Runoff/leaching from natural deposits.
Total Dissolved Solids (ppm)	N/A	1000	202	100-570	2018 <sup>1</sup> -2020	Runoff/leaching from natural deposits.
Iron (ppb) <sup>2</sup>	N/A	300	<100	<100-490	2019 <sup>1</sup> -2020	Runoff/leaching from natural deposits.
Manganese (ppb) <sup>2</sup>	N/A	50	32	<20-200	2019 <sup>1</sup> -2020	Leaching from natural deposits

### Disinfection Residual and Disinfection By-Products :

	PHG or [MRDLG]	MCL or [MRDL]	Average	Range of Detection	Sample Date	Typical Sources of Contamination
Free Chlorine (ppm)	[4]	[4]	0.92	0.26-1.66	2020	Drinking water disinfectant added for treatment.
Total Trihalomethanes (ppb)	N/A	80	36	3-45	2020	By-product of drinking water disinfection
Haloacetic Acids as HAA5 (ppb)	N/A	60	23	<1-29	2020	By-product of drinking water disinfection

### Lead and Copper Monitoring:

	PHG	AL	Number of Sites Exceeding AL	90th Percentile Level Detected	Sample Date	Typical Sources of Contamination
Lead (ppb)	0.2	15	0 of 51 Samples Collected	<5.0	2020	Internal corrosion of household water plumbing systems; discharges from industrial manufacturers; erosion of natural deposits
Copper (ppm)	0.3	1.3	0 of 51 Samples Collected	0.65	2020	Internal corrosion of household water plumbing systems; erosion of natural deposits; leaching from wood preservatives

### Contaminants With Notification Levels

	NL	Average	Range of Detection	Sample Date
Perfluorooctanesulfonic acid [PFOS] (ppt) <sup>3</sup>	6.5	<2	<2-2.2	2020

### Other 2020 Monitoring Results:

	Average	Range of Detection	Sample Date	Typical Source of Contamination
Hardness (ppm)	120	40-410	2020	Hardness is the sum of the major cations, primarily calcium and magnesium. The cations are usually naturally occurring
Sodium (ppm)	13.5	11-19	2018 <sup>1</sup> -2020	Sodium refers to the salt present in the water and is generally naturally occurring.



# SLVWD-Felton System Water Quality Testing Results

(Service area includes the Town of Felton, Felton Empire Grade, Felton Grove, San Lorenzo Ave and El Solvo Heights)

## Contaminants Regulated by a Primary Drinking Water Standard:

	PHG or MCLG	MCL	Average	Range of Detection	Sample Date	Typical Sources of Contamination
Fluoride (ppb)	1000	2000	<100	<100-120	2020	Erosion of natural deposits.
Gross Alpha particle activity (pCi/L)	0	15	<3.0	<3.0-4.3	2014 <sup>1</sup>	Erosion of natural deposits.

## Additional Contaminants Regulated by a Primary Drinking Water Standard:

	PHG or MCLG	MCL	Range of Detection	Highest Measurement	Sample Date	Typical Sources of Contamination
Turbidity (NTU)	N/A	TT=95% of samples < 0.2 NTU	<0.2 in 100% of samples	0.15	2020	Soil runoff. Turbidity is a measure of the cloudiness of water. We monitor it because it is a good indicator of the effectiveness of our filtration system.

## Contaminants Regulated by a Secondary Drinking Water Standard:

	PHG or MCLG	Secondary MCL	Average	Range of Detection	Sample Date	Typical Sources of Contamination
Chloride (ppm)	N/A	500	9.3	7.5-11	2020	Runoff/leaching from natural deposits.
Sulfate (ppm)	N/A	500	9.6	9.2-10	2020	Runoff/leaching from natural deposits.
Total Dissolved Solids (ppm)	N/A	1000	260	160-310	2020	Runoff/leaching from natural deposits.





### Disinfection Residual and Disinfection By-Products:

	PHG	MCL or [MRDL]	Average	Range of Detection	Sample Date	Typical Sources of Contamination
Free Chlorine (ppm)	4	[4]	0.79	0.19-1.14	2020	Drinking water disinfectant added for treatment.
Total Trihalomethanes (ppb)	N/A	80	19	12-25	2020	By-product of drinking water disinfection
Haloacetic Acids as HAA5 (ppb)	N/A	60	13	8-22	2020	By-product of drinking water disinfection

### Lead and Copper Monitoring:

	PHG	AL	Number of Sites Exceeding AL	90th Percentile Level Detected	Sample Date	Typical Sources of Contamination
Lead (ppb)	0.2	15	0/21	<5.0	2020	Internal corrosion of household water plumbing systems; discharges from industrial manufacturers; erosion of natural deposits
Copper (ppm)	0.3	1.3	0/21	0.37	2020	Internal corrosion of household water plumbing systems; erosion of natural deposits; leaching from wood preservatives

### Lead and Copper Monitoring:

	Average	Range of Detection	Sample Date	Typical Source of Contamination
Hardness (ppm)	213	120-270	2020	Hardness is the sum of the major cations, primarily calcium and magnesium
Sodium (ppm)	8.6	6.3-10	2020	Runoff/leaching from natural deposits



# Monitoring and Restoring Water Quality Post CZU Fire:

---

The San Lorenzo Valley Water District wants its customers to know that serving safe and high quality water in both normal and adverse conditions is the top priority of the SLVWD.

In August 2020, the CZU Lightning Complex Fire burned through the San Lorenzo Valley. While the fire was burning, SLVWD crews worked diligently to minimize the potential for destruction of SLVWD facilities and preserve water quality. These efforts included maintaining water pressure in the Highway 9 water main to keep the distribution system pressurized as well as provide water for the firefighting effort. The fire ultimately destroyed 1600 acres of SLVWD watershed property, destroyed surface water intakes and associated raw water pipelines, and damaged some water storage facilities and tanks.

Following the CZU Lightning Complex Fire, as water quality impacts to the distribution system were not fully known, the SLVWD, in conjunction with its regulatory agency the State Water Resources Control Board Division of Drinking Water (DDW), issued a Do Not Drink-Do Not Boil (DND-DNB) water notice on August 28th, 2020 as a precaution to all service areas impacted by the fire, including the town of Brookdale, town of Boulder Creek, and the neighborhoods along Bear Creek Rd, Big Basin Way and all service areas north of Boulder Creek. Prior to and following the issuance of the DND-DNB notice, SLVWD crews executed a comprehensive flushing and water quality testing program. This program included the monitoring at dozens of representative sites of Volatile Organic Compounds (VOC's), Nitrate, bacteriological samples and general physical samples. In total, over 400 samples were collected, generating results for over 20,000 water quality data points during the DND-DNB notice. Benzene and other VOC's were ultimately detected in 7 of the 41 samples collected in the Riverside Grove neighborhood, north of Boulder Creek, which was inside of the DND-DNB notice area. Benzene was last detected in the Riverside Grove neighborhood on September 16th. Results of all monitoring undertaken in the DND-DNB notice area as well as maps of the DND-DNB notice area can be found on the SLVWD's website at: <https://www.slvwd.com/water-quality/pages/czu-fire-water-quality-info>







Inside of the DND-DNB notice area, SLVWD crews physically removed SLVWD owned service laterals connecting the water main to any structures that had burned from the water distribution system as a means to prevent contamination from reoccurring. During the DND-DNB notice time period, the SLVWD had set up a potable water filling station at it's Operations building. After extensive water quality testing had been conducted in all areas that demonstrated the absence of VOC's over regulatory MCL's, and was absent of bacteriological and nitrate contamination, the DND-DNB notice was lifted in all areas by the SLVWD in conjunction with DDW on October 27th, 2020.

Ensuring that customers of the SLVWD are provided with safe drinking water is the SLVWD's top priority. Even though the DND-DNB notice was cancelled in October 2020, the SLVWD has not let its guard down on the potential of VOC recontamination. The SLVWD has developed a Long Term VOC Monitoring Plan which goes above regulatory VOC monitoring requirements to continue to monitor for any contamination in the distribution system in the months and years following the CZU Lightning Complex fire. All results of the Long Term VOC

Monitoring are regularly posted on the SLVWD's website and can be viewed here: <https://www.slvwd.com/water-quality/pages/long-term-voc-monitoring-post-czu-fire>

For more information on post-CZU Fire water quality, contact Nate Gillespie, Water Treatment and Systems Supervisor at (831)216-9019, [ngillespie@slvwd.com](mailto:ngillespie@slvwd.com)





# Contact Us:

The San Lorenzo Valley Water District hopes this Consumer Confidence Report is of value to you. If you have any questions about your water quality or on interpreting the data of this report, please contact:



**Nate Gillespie, Water Treatment and System Supervisor**



**13060 Hwy 9, Boulder Creek, CA 95006**



**(831)216-9019**



**[ngillespie@slvwd.com](mailto:ngillespie@slvwd.com)**

The Board of Directors of the San Lorenzo Valley Water District invite you to attend its meeting to express your views and opinions. Regularly scheduled Board meetings are on the 1st and 3rd Thursdays of every month. Meetings start at 6:30 PM. All meetings are held online until the County's Shelter In Place order is lifted. See the SLVWD's calendar for meeting information at <https://www.slvwd.com/calendar>.





**Nate Gillespie**

---

**From:** Kendra Reed  
**Sent:** Thursday, April 29, 2021 3:58 PM  
**Subject:** SLVWD 2020 Consumer Confidence Report



**San  
Lorenzo Valley**  
WATER DISTRICT

## **IMPORTANT WATER QUALITY INFORMATION**

### **Consumer Confidence Report**

The 2020 San Lorenzo Valley Water District Consumer Confidence Report is now available! Please go to our website or,

[https://www.slvwd.com/sites/g/files/vyhlif1176/f/uploads/slvwd\\_2020\\_ccr\\_final\\_1.pdf](https://www.slvwd.com/sites/g/files/vyhlif1176/f/uploads/slvwd_2020_ccr_final_1.pdf)

To obtain a paper copy of the 2020 Consumer Confidence Report contact the San Lorenzo Valley Water District at (831) 338-2153.

This Notice contains instructions for you to obtain important information about your drinking water. Translate it, or speak with someone who understands it.

Este informe contiene información muy importante sobre su agua para beber. Favor de comunicarse San Lorenzo Valley Water District a 13060 Hwy 9, Boulder Creek CA 95006, (831)338-2153 para asistirlo en español.

San Lorenzo Valley Water District operates two (2) independent water distribution systems. The two water systems are the SLVWD System and the SLVWD-Felton System. You can determine which system provides your water service by reviewing your individual Route No. located on your water bill.

Route Numbers 23-29 denotes the SLVWD-Felton System

Route Numbers 11-22 and 30-97 denotes the SLVWD System



For example; Route 32 receives water service from the SLVWD System, while Route number 26 receives water service from the SLVWD-Felton System.

For additional information regarding water quality, please contact the San Lorenzo Valley Water District's, Water Treatment & System Supervisor, Nate Gillespie, at (831) 216-9019 or e-mail to [ngillespie@slvwd.com](mailto:ngillespie@slvwd.com).





# San Lorenzo Valley WATER DISTRICT

## IMPORTANT WATER QUALITY INFORMATION

### Consumer Confidence Report

The 2020 San Lorenzo Valley Water District Consumer Confidence Report is now available! Please go to our website or,

[https://www.slvwd.com/sites/g/files/vyhlf1176/f/uploads/slvwd\\_2020\\_ccr\\_final\\_1.pdf](https://www.slvwd.com/sites/g/files/vyhlf1176/f/uploads/slvwd_2020_ccr_final_1.pdf)

To obtain a paper copy of the 2020 Consumer Confidence Report contact the San Lorenzo Valley Water District at (831) 338-2153.

This Notice contains instructions for you to obtain important information about your drinking water. Translate it, or speak with someone who understands it.

Este informe contiene información muy importante sobre su agua para beber. Favor de comunicarse San Lorenzo Valley Water District a 13060 Hwy 9, Boulder Creek CA 95006, (831)338-2153 para asistirlo en español.

San Lorenzo Valley Water District operates two (2) independent water distribution systems. The two water systems are the SLVWD System and the SLVWD-Felton System. You can determine which system provides your water service by reviewing your individual Route No. located on your water bill.

Route Numbers 23-29 denotes the SLVWD-Felton System

Route Numbers 11-22 and 30-97 denotes the SLVWD System

For example; Route 32 receives water service from the SLVWD System, while Route number 26 receives water service from the SLVWD-Felton System.

For additional information regarding water quality, please contact the San Lorenzo Valley Water District's, Water Treatment & System Supervisor, Nate Gillespie, at (831) 216-9019 or e-mail to [ngillespie@slvwd.com](mailto:ngillespie@slvwd.com).





San  
Lorenzo Valley  
WATER DISTRICT

Search



Select Language



Powered by Google Translate

Local Weather



ABOUT US ▾

DEPARTMENTS ▾

CUSTOMER SERVICE ▾

YOUR WATER ▾

PROJECTS ▾

DOING BUSINESS ▾

HOW DO I ▾



[Home](#)

# 2020 Consumer Confidence Report (CCR)

POSTED ON: MAY 3, 2021 - 9:10AM





# San Lorenzo Valley Water District

Releases Report on Quality  
of District Drinking Water  
in 2020

*Full report available to community and news media*

**The 2020 Consumer Confidence Report (CCR), which informs customers of the San Lorenzo Valley Water District (SLVWD) about the quality of their drinking water, has revealed that water provided to its customers has met or surpassed all State of California and U.S. Environmental Protection Agency drinking water health standards.**

**The 16–page report is now available to the public on**



**the District's website [HERE](#). To obtain a paper copy of the 2020 Consumer Confidence Report, contact the San Lorenzo Valley Water District at (831) 338-2153.**

The annual report includes information on sources of water distributed by the District and includes a summary of the water quality tested annually. The District safeguards its water supplies and provides surface water treatment to ensure that customers receive the highest quality drinking water possible. In an effort to provide this report to everyone, the District encourages landlords to provide a copy of this report to their tenants.

In summary, the District provides water to two separate drinking water systems: The San Lorenzo Valley Water District and The San Lorenzo Valley Water District-Felton. Each of these two drinking water systems have their own separate source of drinking water supply.






The San Lorenzo Valley Water District system service area includes the communities of Boulder Creek, North of Boulder Creek, Brookdale, Ben Lomond, Quail Hollow, Glen Arbor, Zayante, Lompico and the Scotts Valley areas of Hidden Glenn, Lockwood Ln, Pasatiempo Pines, Whispering Pines, Manana Woods and both Spring Lakes and Vista Del Lago Mobile Home Parks.

The San Lorenzo Valley Water District-Felton system service area includes the town of Felton, Hwy 9 south to Big Trees, San Lorenzo Ave, Felton Empire Grade, Felton Grove and El Solyo Heights. Customers in the SLVWD-Felton system are supplied water from Bennett Springs, Bull Springs and Fall Creek.

The SLVWD and SLVWD-Felton systems have an interconnection, which allows for the transfer of water between the two systems on an emergency basis. In 2020, the SLVWD received approximately 13.47 million gallons of water from the SLVWD-Felton system, or approximately 2.5% of its total supply; while the SLVWD-Felton system received approximately 9.62 million gallons of water from the SLVWD system, or approximately 7.7% of water provided to the SLVWD- Felton system.

Read more on the District's website [HERE](#).



-  **START / STOP SERVICE**
-  **AGENDAS & MINUTES**
-  **NOTIFY ME**
-  **TRANSPARENCY**
-  **REPORT A PROBLEM**

## Contact Us

13060 Hwy 9  
Boulder Creek, CA 95006  
(831) 338-2153  
Customer Service  
Employment

## Quick Links

Documents  
Emergency Preparedness  
Wastewater (Sewer) System  
Lompico Assessment District  
Santa Margarita GW Agency

## FAQs

How often am I billed?  
Do you offer AutoPay?  
What should I do if I have a leak?

## Site Links

Home  
Accessibility  
Copyright Notice  
Disclaimer  
Government Websites by CivicPlus®  
Login





# San Lorenzo Valley Water District

## Releases 2020 Consumer Confidence Report on Water Quality

The 2020 Consumer Confidence Report (CCR), which informs customers of the San Lorenzo Valley Water District (SLVWD) about the quality of their drinking water, has revealed that water provided to its customers has met or surpassed



all State of California and U.S. Environmental Protection Agency drinking water health standards.

The 16-page report is now available to the public on the District's website at [www.slvwd.com/sites/g/files/vyhlf1176/f/uploads/slvwd\\_2020\\_ccr\\_final\\_0.pdf](http://www.slvwd.com/sites/g/files/vyhlf1176/f/uploads/slvwd_2020_ccr_final_0.pdf)

To obtain a paper copy of the 2020 Consumer Confidence Report, contact the San Lorenzo Valley Water District at (831) 338-2153.

The annual report includes information on sources of water distributed by the District and includes a summary of the water quality tested annually. The District safeguards its water supplies and provides surface water treatment to ensure that customers receive the highest quality drinking water possible. In an effort to provide this report to everyone, the District encourages landlords to provide a copy of this report to their tenants.

In summary, the District provides water to two separate drinking water systems: The San Lorenzo Valley Water District and The San Lorenzo Valley Water District-Felton. Each of these two drinking water systems have their own separate source of drinking water supply.

The San Lorenzo Valley Water District system service area includes the communities of Boulder Creek, North of Boulder Creek, Brookdale, Ben Lomond, Quail Hollow, Glen Arbor, Zayante, Lompico and the Scotts Valley areas of Hidden Glenn, Lockewood Ln, Pasatiempo Pines, Whispering Pines, Manana Woods and both Spring Lakes and Vista Del Lago Mobile Home Parks.

The San Lorenzo Valley Water District-Felton system service area includes the town of Felton, Hwy 9 south to Big Trees, San Lorenzo Ave, Felton Empire Grade, Felton Grove and El Solvo Heights. Customers in the SLVWD-Felton



system are supplied water from Bennett Springs, Bull Springs and Fall Creek.

The SLVWD and SLVWD-Felton systems have an interconnection, which allows for the transfer of water between the two systems on an emergency basis. In 2020, the SLVWD received approximately 13.47 million gallons of water from the SLVWD-Felton system, or approximately 2.5% of its total supply; while the SLVWD-Felton system received approximately 9.62 million gallons of water from the SLVWD system, or approximately 7.7% of water provided to the SLVWD- Felton system.

[2020 Consumer Confidence Report \(CCR\) | San Lorenzo Valley Water District](#)  
[slvwd.com](https://www.slvwd.com)

---

Have a question or a concern? They may be answered on our Frequently Asked Questions page. Go to <https://www.slvwd.com/faqs>. If that doesn't answer your question or address your concerns, contact our Customer Service directly, <https://www.slvwd.com/customer-service>





[Vist Our Website](#)

[view this email in your browser](#)

Copyright © 2020, San Lorenzo Valley Water District All rights reserved.

**Our mailing address is:**

13060 Hwy 9  
Boulder Creek, CA 95006  
(831) 338-2153

Want to change how you receive these emails?  
You can [update your preferences](#) or [unsubscribe from this list](#).

---

This email was sent to [marci@thebuzzpr.net](mailto:marci@thebuzzpr.net)

[why did I get this?](#) [unsubscribe from this list](#) [update subscription preferences](#)

San Lorenzo Valley Water District · 13060 State Rte 9 · Boulder Creek, CA 95006 · USA