

## APPENDIX B: eCCR Certification Form (Suggested Format)


### Consumer Confidence Report Certification Form

(To be submitted with a copy of the CCR)

Water System Name:	City of Sunnyvale
Water System Number:	CA4310014

The water system named above hereby certifies that its Consumer Confidence Report was distributed on 06/10/2025 to customers (and appropriate notices of availability have been given). Further, the system certifies that the information contained in the report is correct and consistent with the compliance monitoring data previously submitted to the State Water Resources Control Board, Division of Drinking Water (DDW).

Certified by:

Name: Joseph De La Cruz	Title: Water Operations Manager
Signature: 	Date: 09/10/2025
Phone number: 408-730-7561	blank

To summarize report delivery used and good-faith efforts taken, please complete this page by checking all items that apply and fill-in where appropriate:

- ☐ CCR was distributed by mail or other direct delivery methods (attach description of other direct delivery methods used).
- ☒ CCR was distributed using electronic delivery methods described in the Guidance for Electronic Delivery of the Consumer Confidence Report (water systems utilizing electronic delivery methods must complete the second page).
- ☒ "Good faith" efforts were used to reach non-bill paying consumers. Those efforts included the following methods:
  - ☒ Posting the CCR at the following URL: www.Sunnyvale.ca.gov/WQR
  - ☐ Mailing the CCR to postal patrons within the service area (attach zip codes used)
  - ☐ Advertising the availability of the CCR in news media (attach copy of press release)
  - ☐ Publication of the CCR in a local newspaper of general circulation (attach a copy of the published notice, including name of newspaper and date published)
  - ☒ Posted the CCR in public places (attach a list of locations)
  - ☐ Delivery of multiple copies of CCR to single-billed addresses serving several persons, such as apartments, businesses, and schools

Postcards containing a QR code that links the customer directly to the electronic version of the report were mailed out to every address in the City. The postcard also includes a phone number and address where residents can request a hard copy that is mail to them.


*This form is provided as a convenience and may be used to meet the certification requirement of section 64483(c) of the California Code of Regulations.*

## **2024 Consumer Confidence Report Certification Form / Supplemental Information**

Mailing the CCR postcard to postal patrons within the service area (attach zip codes used)

1. 94085
2. 94086
3. 94087
4. 94088
5. 94089

Posted the CCR in City of Sunnyvale public places (attach a list of locations)

1. Library
2. Recreation Center
3. Senior Center
4. One Stop Permit Center
5. City Council Chamber Lobby
6. Utility Billing Center
7. Water Pollution Control Plant
8. Smart Recycled Station Reception Area
9. Corporation Yard Reception Area





## What's inside

Important information about

- ◆ Your drinking water
- ◆ Water conservation
- ◆ Ways to contact the City

We are pleased to report that in 2024 your tap water met all state and federal drinking water health standards



Sunnyvale

# Water Quality Report 2024

This report contains important information about your drinking water. Translate it, or speak with someone who understands it.

Este informe contiene información muy importante sobre su agua para beber. Tradúzcalo o hable con alguien que lo entienda bien.

Itong dokumento ay naglalaman nang mahalagang impormasyon tungkol sa tubig na maaring inumin. Mangyaring ipagsalin ito.

Báo cáo này chứa thông tin quan trọng về nước uống của bạn. Xin nhờ người dịch cho quý vị.

本報告包含閣下飲用水嘅重要訊息・  
請找 他人為你翻譯及解釋清楚・

この報告書には上水道に関する重要な情報が記されております。  
翻訳を依頼してください。

이 보고서는 당신의 식수에 관한 중요한 정보를 포함하고 있습니다.  
이해하실수 있는 분에게 번역을 부탁드립니다.

इस रपॉर्ट में आपके पीने के पानी से संबंधित महत्वपूर्ण जानकारी है। कृपया  
इसका अनुवाद करें, या किसी ऐसे व्यक्ति से बात करें जो इसे समझता है।



# Where your water comes from

The City of Sunnyvale has three different sources of drinking water supply: treated surface water from the San Francisco Regional Water System (SFRWS) managed by the San Francisco Public Utilities Commission (SFPUC), treated surface water from the Santa Clara Valley Water District (Valley Water), and local groundwater. There are also pockets of Sunnyvale customers who receive water from the California Water Service Company (Cal Water); questions regarding the source and delivery of water provided by Cal Water can be directed to its local office at (650) 917-0152.

## SFPUC supply

The City purchases water from SFPUC to serve the northern part of the City. Filtered water turbidity from SFPUC met the standard of 0.3 NTU or less, 95% of the time. The SFPUC's drinking water supply consists of surface water and groundwater that are well protected and carefully managed by the SFPUC. These sources are diverse in both origin and location with the surface water stored in reservoirs located in the Sierra Nevada, Alameda County, and San Mateo County, and groundwater stored in a deep aquifer in the northern part of San Mateo County.

To meet drinking water standards for consumption, all surface water supplies from SFPUC undergo treatment before it is delivered to customers. Water from the Hetch Hetchy Reservoir is exempt from state and federal filtration requirements but receives the following treatment: ultraviolet light and chlorine disinfection, pH adjustment for optimum corrosion control, fluoridation for dental health protection, and chloramination for maintaining disinfectant residual and minimizing the formation of regulated disinfection byproducts.

Water from local Bay Area reservoirs in Alameda County and upcountry non-Hetch Hetchy sources is delivered to Sunol Valley Water Treatment Plant; whereas water from local reservoirs in San Mateo County is delivered to Harry Tracy Water Treatment Plant. Water treatment at these plants consists of filtration, disinfection, fluoridation, optimum corrosion control, and taste and odor removal. In 2024, neither upcountry non-Hetch Hetchy sources nor groundwater was used by the SFRWS.

In 2024, average fluoride levels in the treated water were 0.7 mg/L. Since May 2015, SFPUC's objective has been to fluoridate water at the new optimum level of 0.7 mg/L, as required by the State Water Resources Control Board (State Water Board).

SFPUC actively protects water resources entrusted to its care. Its annual update of the Hetch Hetchy Watershed Sanitary Survey evaluates sanitary conditions, water quality, potential contamination sources, and the results of watershed protection and management activities with partner agencies (such as the National Park Service and US Forest Service).

The SFPUC also conducts sanitary surveys every five years to detect and track sanitary concerns for non-Hetch Hetchy watersheds. The latest 5-year surveys were completed in 2021 for the period of 2016-2020. These surveys identified wildfire, wildlife, livestock, and human activities as potential contamination sources. To review the Sanitary Surveys at the District office, contact DDW at (510) 620-3474.

More information on SFPUC and the SFRWS ► Visit [sfpub.org](https://sfpub.org)

## Valley Water supply

The City purchases treated surface water from the Santa Clara Valley Water District, now Valley Water, and delivers it to the southern portion of the City. Valley Water's surface water is mainly imported from the South Bay Aqueduct, Dyer Reservoir, Lake Del Valle, and San Luis Reservoir, which all draw water from the Sacramento - San Joaquin Delta watershed. Calero Reservoir is Valley Water's local water source. Water from imported and local sources is pumped to and treated at three water treatment plants located in Santa Clara County.

Valley Water's source waters are vulnerable to potential contamination from a variety of land use practices, such as agricultural and urban runoff, recreational activities, livestock grazing, and residential and industrial development. The imported sources are also vulnerable to wastewater treatment plant discharges, seawater intrusion, and wildfires in open space areas. In addition, local sources are also vulnerable to potential contamination from commercial stables and historic mining practices. No contaminant associated with any of these activities has been detected in Valley Water's treated water. The water treatment plants provide multiple barriers for physical removal of contaminants and disinfection of pathogens. To review the Sanitary Surveys, contact DDW at (510) 620-3474.


More information on Valley Water ► Visit [valleywater.org](https://valleywater.org)

## Local groundwater

The City owns, operates, and maintains six deep wells. The wells are used to help supplement the imported water supplies during peak demands in the summer months and emergency situations. The City is always working to increase flexibility in local groundwater supplies, enhance water quality, reduce operating costs, and increase reliability. The City maintains and monitors the wells on a regular basis. Groundwater pumped from these wells is taxed by Valley Water.

The City completed the initial groundwater source assessments for the Drinking Water Source Assessment Program (DWSAP) in January 2003. The assessment is the first step in assuring source water protection and is required for new or rehabilitated wells. The DWSAP regulates proper wellhead protection and routine water quality monitoring assures the continued protection of those groundwater sources. The City's groundwater sources are considered most vulnerable to contamination by leaky underground fuel tanks, dry cleaning chemicals, sewer collection systems, old septic systems, and machine shops.

Visit [waterboards.ca.gov/drinking\\_water/cert/cdrinkingwater/DWSAP.html](https://waterboards.ca.gov/drinking_water/cert/cdrinkingwater/DWSAP.html) for more information, or call (408) 730-7400 to schedule a time to view the City's DWSAP.



**The spillway at O'Shaughnessy Dam  
Hetch Hetchy Reservoir**

# Protecting your water supply

To ensure that tap water is safe to drink, the U.S. Environmental Protection Agency and the State Water Board prescribe regulations that limit the amount of certain contaminants in water provided by public water systems. The U.S. Food and Drug Administration regulations and California law also establish limits for contaminants in bottled water that provide the same protection for public health.

The sources of drinking water (both tap water and bottled water) include rivers, lakes, streams, ponds, reservoirs, springs, and wells. As water travels over the surface of the land or through the ground, it dissolves naturally-occurring minerals and can pick up substances resulting from the presence of animals or from human activity. Contaminants that may be present in source water include:

- **Microbial Contaminants** such as viruses and bacteria that may come from sewage treatment plants, septic systems, agricultural livestock operations, and wildlife.
- **Inorganic Contaminants** such as salts and metals, that can be naturally-occurring or result from urban stormwater runoff, industrial or domestic wastewater discharges, oil and gas production, mining, or farming.
- **Pesticides and Herbicides** that may come from a variety of sources such as agriculture, urban stormwater runoff, and residential uses.
- **Organic Chemical Contaminants** including synthetic and volatile organic chemicals that are byproducts of industrial processes and petroleum production, and can also come from gas stations, urban stormwater runoff, agricultural application, and septic systems.
- **Radioactive Contaminants** that can be naturally-occurring or be the result of oil and gas production and mining activities.

Protecting the water supply is important to ensure that water is safe from contamination and aesthetically pleasing for use, and it begins in the watersheds. Contamination requires treatment, which increases the cost to deliver water to your tap. Here are ways that you can help protect our watershed:

- Eliminate excess use of lawn and garden fertilizers and pesticides.
- Pick up after your pets.
- Take used motor oil and other recyclables to the SMaRT Station®.
- Dispose of pharmaceuticals at any Sunnyvale fire station. Medications should not be flushed down drains or put in the garbage.
- Dispose of cleaners, chemicals, and paints at a Household Hazardous Waste Drop-off Event.
- Volunteer in your community. The Creek Connections Action Group works to protect the County's waterways. Visit [cleanacreek.org](http://cleanacreek.org).
- Participate in public meetings and forums. This allows decision-makers to hear your perspective and enables you to be involved in protecting your water supply.

More information about disposal and recycling ► Call (408) 730-7262

## SMaRT Station®

301 Carl Road, Sunnyvale, CA 94089

Open daily, 8 a.m. to 5 p.m., Tel: (408) 752-8530

## Household hazardous waste drop-off

Weekly drop-off events, Fridays and Saturdays, excluding holidays.

Visit [hhw.santaclaracounty.gov](http://hhw.santaclaracounty.gov) or call (408) 299-7300 to schedule an appointment.

# Water conservation – a way of life

The City works cooperatively with our water wholesalers to provide residents with advice, assistance, and access to programs. The following water-saving tips are simple ways to conserve water indoors and out and are provided jointly by the City and Valley Water.



For more information about water saving fixture and appliance rebates call the Water Conservation Hotline.

## Water Conservation Hotline ►

Call (408) 630-2554

Visit [valleywater.org](http://valleywater.org)

## Steps to save water indoors

- Turn off the faucet while you brush your teeth or soap up your hands.
- Install water-efficient faucet aerators and showerheads in your home.
- Take shorter showers. For each minute you will save 2.5 gallons of water.
- Do not use the toilet as a wastebasket.
- Rinse fruits and vegetables in a bowl of water instead of running water.
- Keep a pitcher of drinking water in the refrigerator. Running tap water to cool is wasteful.
- Only wash full loads of laundry and dishes.
- Replace your old top-loading clothes washer with a high-efficiency model.
- If your toilet uses more than 3.5 gallons per flush, replace it with a high-efficiency toilet. New models use 70% less water.

## Steps to save water outdoors

- Use a broom to sweep off pavement. Using a hose to wash sidewalks, driveways, and patios wastes money and water.
- Plant native or drought-tolerant plants that require less watering.
- Apply organic mulch around plants to reduce moisture loss, keep weed growth down and promote healthier soil.
- Check for leaks in pipes, sprinkler heads, and valves.
- Water during cool parts of the day. Early morning is the best time because it helps prevent growth of fungus.
- Water your lawn only when it needs it. If the grass springs back up after stepping on it, it does not need watering.
- Avoid watering on windy days. Deeply soak your lawn to ensure moisture reaches the roots.
- Use drip irrigation in larger gardens with weather-based irrigation control.

# 2024

## Water quality test results

The City of Sunnyvale has instituted a comprehensive water quality monitoring program that encompasses City-owned wells and all water purchased from SFPUC and Valley Water. This program ensures that all of our customers receive water that complies with all regulatory criteria and that it is at or below maximum contaminant levels (MCLs) or action levels (ALs) for regulated chemicals, bacteria, or pollutants are exceeded.

To ensure water quality standards are met, drinking water samples are collected weekly throughout Sunnyvale and analyzed for a variety of regulated and unregulated contaminants. Samples are tested by our certified laboratory and by an independent certified laboratory using the latest testing procedures and equipment. We collect more samples than required by the State Water Board to provide you with the highest quality of water at all times. In addition, the City's wholesalers, SFPUC and Valley Water, conduct their own testing before delivering water to the City. Such measures help us to continue meeting established water quality standards.

The table to the right shows the results of the distribution system and source water analyses conducted by the City, SFPUC, and Valley Water. Water quality data are grouped by water source. Compliance testing for 2024 required more than 45,000 tests for more than 80 parameters. We detected only 16 of these contaminants, and none were detected at levels higher than the State Water Board allows.

Only the parameters detected are shown. Other constituents were analyzed but are not listed because they were not detected. Additionally, unregulated parameters are shown to provide you with supplemental information.

Some data—although representative—were collected prior to 2024, as the State Water Board requires monitoring for some constituents less than once per year since the concentrations do not vary frequently or significantly.

PRIMARY DRINKING WATER STANDARDS (PUBLIC HEALTH RELATED STANDARDS)										
PARAMETER	Unit	MCL, (AL), or (MRDL)	PHG (MCLG) or (MRDLG)	Groundwater Well		Valley Water		SFPUC		Typical Sources*
				Average or [Max]	Range	Average or [Max]	Range	Average or [Max]	Range	
SOURCE WATER SAMPLING										
INORGANIC CHEMICALS										
Aluminum <sub>i</sub>	ppm	1	0.6	ND	ND	ND	ND	ND	ND-0.06	3, 22
Barium	ppm	1	2	ND	ND-0.12	ND	ND	ND	ND	3, 21
Fluoride	ppm	2	1	0.15	0.14-0.17	ND	ND-0.11	0.2	ND-0.8	3, 5, 6
Hexavalent Chromium <sub>j</sub>	ppb	10	0.02	NA	NA	ND	ND	0.01	ND-0.1	3, 18, 23
Nitrate (as Nitrogen)	ppm	10	10	3.0	1.8-6.3	ND	ND-0.7	ND	ND-0.4	3, 7, 8
DISINFECTION BYPRODUCT PRECURSORS										
TOC (precursor control)	ppm	TT	NA			1.6	1.2-2.0	[1.5]	1.1-1.8 <sub>a</sub>	10
MICROBIOLOGICAL										
Giardia Lamblia	cysts/L	TT	(0)			ND	ND	0.02	0-0.06	1
Turbidity	NTU	TT	NA			[0.30] <sub>a</sub>	100% <sub>a</sub>	[0.4] <sub>b</sub> [2.1] <sub>c</sub>	99.97% <sub>b</sub> 0.3-0.5 <sub>c,d</sub>	2
DISTRIBUTION SYSTEM SAMPLING										
LEAD AND COPPER RULE STUDY (SUNNYVALE 2022 AT-THE-TAP SAMPLING)				90th Percentile		# of Samples Above AL				
Lead	ppb	(15)	0.2	ND		0 out of 54				3, 17, 19
Copper	ppm	(1.3)	0.3	0.234		0 out of 54				3, 17, 18
DISINFECTION RESIDUALS AND BYPRODUCTS				Highest RAA		Range				
Disinfectant Residual as Chlorine	ppm	[4]	[4]	2.3		ND-4.0				20
Total Trihalomethanes	ppb	80	NA	47.2		21.8-59.1				9
Haloacetic Acids	ppb	60	NA	37.5		6.9-48.0				9
SECONDARY DRINKING WATER STANDARDS (AESTHETIC STANDARDS)										
PARAMETER	Unit	MCL	Average	Range	Average	Range	Average	Range	Sources*	
Chloride	ppm	500	43	32-62	50	47-53	4.9	ND-9.9	11, 12, 14	
Color	Color Unit	15	ND	ND	2	ND-3	ND	ND	13	
Iron	ppb	300	ND	ND	ND	ND	20	ND-41	12, 15	
Manganese	ppb	50	ND	ND	ND	ND	ND	ND-2.7	12	
Odor	TON	3	ND	ND	1.6	1.4-2.0	ND	ND	13	
Specific Conductance	µS/cm	1600	662	600-700	466	414-522	174	31-317	14, 16	
Sulfate	ppm	500	34	23-41	66	57-80	21	1-41	11, 12, 15	
Total Dissolved Solids	ppm	1000	427	390-450	268	238-298	97	24-169	11, 12	
Turbidity	NTU	5	0.25	0.13-0.38	ND	ND-0.30	0.2	0.1-0.4	2	
OTHER WATER QUALITY PARAMETERS										
PARAMETER	Unit	NL	Average	Range	Average	Range	Average	Range	Sources*	
Chlorate <sub>g</sub>	ppm	800	ND	ND	ND	ND	134	24-597	4	
Hardness (as Calcium Carbonate)	ppm	NS	290	270-310	111	93-133	57	8.4-106		
pH	Units	NS	7.5	7.4-7.6	7.7	7.5-8.0	NA	NA		
Sodium	ppm	NS	28	22-41	47	45-49	13	3.1-24		
Temperature	°C	NS	64	59-71	NA	NA	NA	NA		

### Table notes

- The range and average values of the TOC were from operational monitoring results at Tesla Treatment Facilities.
- For filtered water, the MCL is 0.3 NTU 95% of the time.
- For unfiltered Hetch Hetchy water, the MCL is 5.0 NTU.
- These are monthly average turbidity values measured every four hours daily at Tesla Treatment Facilities.
- The detected chlorate in the SFPUC treated water is a degradation product of sodium hypochlorite used by the SFPUC for water disinfection.
- Aluminum also has a secondary MCL of 200 ppb.
- Monitoring compliance for hexavalent chromium begins on October 1, 2026.

### \* Typical sources in drinking water

- Naturally present in the environment.
- Soil runoff.
- Erosion of natural deposits.
- A degradation product of sodium hypochlorite used for disinfection.
- Water additive that promotes strong teeth.
- Discharge from fertilizer and aluminum factories.
- Runoff and leaching from fertilizer use.
- Leaching from septic tanks and sewage.
- Byproduct of drinking water disinfection.
- Various natural and man-made sources.
- Runoff from natural deposits.
- Leaching from natural deposits.
- Naturally-occurring organic materials.
- Seawater influence.
- Industrial wastes.
- Substances that form ions when in water.
- Internal corrosion of household plumbing systems.
- Leaching from wood preservatives.
- Discharges from industrial manufacturing.
- Drinking water disinfectant added for treatment.
- Discharges of oil drilling wastes and from metal refineries.
- Residue from some surface water treatment processes.
- Transformation by natural processes and human activities such as discharges from electroplating factories, leather tanneries, chemical synthesis, refinery production, and textile manufacturing facilities.



## Abbreviations

°C	Degrees Celsius	ND	Not detected	µS/cm	microSiemens per centimeter
cysts/L	Cysts per liter	NS	No standard	RAA	Running annual average
DDW	Division of Drinking Water	NTU	Nephelometric turbidity unit	TON	Threshold odor number
Max	Maximum	ppb	parts per billion (micrograms per liter)	USEPA	United States Environmental Protection Agency
NA	Not applicable	ppm	parts per million (milligrams per liter)		

## Definitions of key terms

**Maximum contaminant level (MCL).** The highest level of a contaminant that is allowed in drinking water. Primary MCLs are set as close to the PHGs (or MCLGs) as is economically and technologically feasible. Secondary MCLs are set to protect the odor, taste, and appearance of drinking water. MCLs are established by USEPA and the State Water Board.

**Maximum contaminant level goal (MCLG).** The level of a contaminant in drinking water below which there is no known or expected risk to health. MCLGs are set by the USEPA.

**Maximum residual disinfectant level (MRDL).** The highest level of a disinfectant allowed in drinking water. There is convincing evidence that addition of a disinfectant is necessary for control of microbial contaminants.

**Maximum residual disinfectant level goal (MRDLG).** The level of a drinking water disinfectant below which there is no known or expected risk to health. MRDLGs do not reflect the benefits of the use of disinfectants to control microbial contaminants.

**Notification level (NL).** Notification levels are health-based advisory levels established by the State Water Board for chemicals in drinking water that lack MCLs. When chemicals are found at concentrations greater than their notification levels, certain requirements and recommendations apply.

**Primary drinking water standard (PDWS).** MCLs and MRDLs for contaminants that affect health along with their monitoring and reporting requirements and water treatment requirements.

**Public health goal (PHG).** The level of a contaminant in drinking water below which there is no known or expected risk to health. PHGs are set by the California Office of Environmental Health Hazard Assessment.

**Regulatory action level (AL).** The concentration of a contaminant which, if exceeded, triggers treatment or other requirements that a water system must follow.

**Treatment technique (TT).** A required process intended to reduce the level of a contaminant in drinking water.

**Total organic carbon (TOC).** TOC has no health effects. However, TOC provides a medium for the formation of disinfection byproducts including trihalomethanes and haloacetic acids. Drinking water containing disinfection byproducts in excess of the MCL may lead to adverse health effects, liver or kidney problems, or nervous system effects and may lead to an increased risk of cancer.

**Turbidity.** Turbidity has no health effects. It is a measure of the clarity of the water and is monitored because it is a good indicator of water quality and the effectiveness of a filtration system. The MCL for turbidity is based on the TT. For unfiltered water, the MCL is 5.0 NTU. For filtered water, the MCL is ≤0.3 NTU 95% of the time.

**Unregulated Contaminant Monitoring Rule (UCMR).** UCMR requires monitoring for contaminants not currently regulated. This monitoring provides a basis for future regulatory actions to protect public health.

**Waiver.** State permission to decrease the monitoring frequency for a particular contaminant.

## Cross connection control program

Cross-connection control is vital for protecting the City's water supply from contamination. A cross-connection refers to a connection between a safe drinking water supply and non-potable source not suitable for consumption. Backflow is the unintended reversal of flow, where non-potable water enters the City's distribution system. The primary objective of the City's Cross-Connection Control Program is to prevent backflow into the City's distribution network, thereby safeguarding customers and water supply from potential contamination. Properly installed and regularly maintained/inspected Backflow Prevention Assemblies (BPAs) and a well-developed program serve as effective safeguards against cross-connection and contamination.

The City's Cross-Connection Control Program enables the City to actively identify and rectify any cross-connections present in either the distribution system or individual service connections. Corrective measures, such as flushing the distribution system, are conducted after a detected cross-connection to mitigate any potential for adverse health effects from affected water in the distribution system.

City residents play an important role in preventing cross-connections and maintaining water safety. The City wishes to raise awareness and encourage responsible water usage so that we can all contribute to the overall protection of our water resources.



# Information about your water quality

## Fluoride

Currently, all water from SFPUC is fluoridated while water from Valley Water, the City's other wholesale water provider is not. The City also does not fluoridate well water. As a result, some areas of Sunnyvale receive fluoridated water, other areas receive non-fluoridated water, and some areas receive a mixture of both. See map below. According to the Centers for Disease Control and Prevention (CDC), if a child under the age of six months is exclusively consuming infant formula reconstituted with fluoridated water, there may be an increased chance of dental fluorosis. Consult your child's health care provider for more information.

## Nitrate

Nitrate in drinking water at levels above 10 ppm is a health risk for infants younger than six months of age. Such nitrate levels in drinking water can interfere with the capacity of the infant's blood to carry oxygen, resulting in serious illness; symptoms include shortness of breath and blueness of the skin. Nitrate levels above 10 ppm may also affect the ability of the blood to carry oxygen in other individuals, such as pregnant women and those with certain specific enzyme deficiencies. If you are caring for an infant, or you are pregnant, you should ask for advice from your health care provider.

## Lead

Lead can cause serious health effects in people of all ages, especially pregnant people, infants (both formula-fed and breastfed), and young children. Lead in drinking water is primarily from materials and parts used in service lines and in home plumbing. The City is responsible for providing high quality drinking water and removing lead pipes but cannot control the variety of materials used in the plumbing in your home. Because lead levels may vary over time, lead exposure is possible even when your tap sampling results do not detect lead at one point in time. You can help protect yourself and your family by identifying and removing lead materials within your home plumbing and taking steps to reduce your family's risk. Using a filter, certified by an American National Standards Institute accredited certifier to reduce lead, is effective in reducing lead exposures. Follow the instructions provided with the filter to ensure the filter is used properly. Use only cold water for drinking, cooking, and making baby formula. Boiling water does not remove lead from water. Before using tap water for drinking, cooking, or making baby formula, flush your pipes for several minutes. You can do this by running your tap, taking a shower, doing laundry or a load of dishes. If you have a lead service line or galvanized requiring replacement service line, you may need to flush your pipes for a longer period. If you are concerned about lead in your water and wish to have your water tested, contact the City at (408) 730-2718. Information on lead in drinking water, testing methods, and steps you can take to minimize exposure is available at [www.epa.gov/safewater/lead](http://www.epa.gov/safewater/lead).

The State Water Resources Control Board, in partnership with the USEPA, enforces regulations designed to reduce lead exposure and ensure all water service lines are lead-free. As part of these requirements, water systems must create and submit a detailed inventory of all service lines within their service area.

The City of Sunnyvale has completed its inventory and confirmed that its water system contains no lead service lines or galvanized service lines that require replacement.

To learn more about the City's service line inventory, visit [www.sunnyvale.ca.gov/homes-streets-and-property/water-and-sewer/water/water-quality/lead-free-water-systems](http://www.sunnyvale.ca.gov/homes-streets-and-property/water-and-sewer/water/water-quality/lead-free-water-systems).

## Disinfection

The City's system distributes water disinfected with chloramine and well water that is tested but not treated. Chloramine, a combination of chlorine and ammonia, lasts longer in water to provide more protection against pathogens such as bacteria and viruses, and produces lower levels of disinfection byproducts such as trihalomethanes. The water provided by SFPUC and Valley Water is disinfected with chloramines, which can affect dialysis treatment. Residents on home dialysis should contact their physicians to discuss the impact on their treatment. The End Stage Renal Disease Network 17, at (415) 897-2400, can provide more information about chloramines and dialysis. Fish and aquarium owners should check with their local pet stores for information on chloramine removal.

## Cryptosporidium/Giardia

*Cryptosporidium* and *Giardia* are microbial pathogens naturally present in the environment and commonly found in surface water throughout the U.S. Monitoring of source water by SFPUC in 2024 indicated a low presence of these organisms. However, current test methods approved by the USEPA do not distinguish between dead organisms and those capable of causing disease. They must be ingested to cause disease and may be spread through means other than drinking water. Ingestion of either pathogen can cause abdominal infection. Symptoms include nausea, diarrhea, abdominal cramps, and associated headaches.

## Hardness

Water hardness is determined mainly by the presence of calcium and magnesium salts. Although hard water does not pose a health risk, it may be considered undesirable for other reasons. Some benefits of water softening are reductions in soap usage, longer life for water heaters and a decrease in encrustation of pipes; disadvantages are an increase in sodium intake, an increase in maintenance and servicing, and potential adverse effects on salt-sensitive plants. To convert hardness from ppm to grains per gallon, divide by 17.1. A hardness scale is provided for your reference.

Hardness classification	Grains per gallon	mg/L or ppm
Soft	< 1.0	< 17.1
Slightly hard	1.0-3.5	17.1-60
Moderately hard	3.5-7.0	60-120
Hard	7.0-10.5	120-180
Very hard	> 10.5	> 180

## Per- and Poly-fluoroalkyl Substances (PFAS)

On April 26, 2024, the USEPA published a final per- and polyfluoroalkyl substances (PFAS) National Primary Drinking Water Regulation for six PFAS. This regulation requires public water systems to monitor these six PFAS over three years, with initial monitoring to be completed by April 26, 2027. All regulated PFAS are part of the current Unregulated Contaminant Monitoring Rule (UCMR) testing cycle.

The USEPA uses the UCMR to collect data every five years for up to 30 unregulated contaminants that may be present in drinking water but do not yet have health-based standards set under the Safe Drinking Water Act. The fifth cycle, UCMR 5, which is the current cycle, requires monitoring for 29 PFAS and lithium between 2023 and 2025. This monitoring provides a basis for future regulatory actions to protect public health. The City monitored from April 2024 to January 2025 and no chemicals, including regulated PFAS, were detected. To learn more about UCMR visit [www.epa.gov/dwucmr/fifth-unregulated-contaminant-monitoring-rule](http://www.epa.gov/dwucmr/fifth-unregulated-contaminant-monitoring-rule)

## Important contact information

### City contacts

**City of Sunnyvale**  
456 West Olive Ave.  
Sunnyvale, CA 94086  
Tel: (408) 730-7500  
TTY: 711 (CA Relay Service)  
[Sunnyvale.ca.gov](http://Sunnyvale.ca.gov)  
**Utility Division (Billing)**  
(408) 730-7400

### Web resources

**Division of Drinking Water**  
[waterboards.ca.gov/drinking\\_water](http://waterboards.ca.gov/drinking_water)  
**US EPA**  
[water.epa.gov/drink](http://water.epa.gov/drink)  
**Department of Water Resources**  
[water.ca.gov](http://water.ca.gov)  
**Bay Area Water Supply and Conservation Agency**  
[bawscs.org](http://bawscs.org)  
**American Water Works Association**  
[awwa.org](http://awwa.org)

**Hours of operation**  
8 a.m. to 5 p.m., Monday–Friday

**Environmental Services**  
**Department** (Leaks, Breaks, Water Quality Questions)  
(408) 730-7900  
**Backflow and Cross-Connection Control Program**  
(669) 600-7322  
[backflow@Sunnyvale.ca.gov](mailto:backflow@Sunnyvale.ca.gov)

### Valley Water resources

**Water Conservation**  
(408) 630-2554  
[conservation@valleywater.org](mailto:conservation@valleywater.org)  
**Access Valley Water**  
Reporting and Requests  
[access.valleywater.org](http://access.valleywater.org)  
**To Report Water Waste**  
(408) 630-2000  
[waterwise@valleywater.org](mailto:waterwise@valleywater.org)  
**Pollution Hotline**  
(888) 510-5151 (24 Hours)

## More information

For more information about this report or the City's water quality monitoring program, please contact:

Joseph De la Cruz  
City of Sunnyvale  
Water Operations Manager  
(408) 730-7900  
[JDeLaCruz@Sunnyvale.ca.gov](mailto:JDeLaCruz@Sunnyvale.ca.gov)

## To get involved

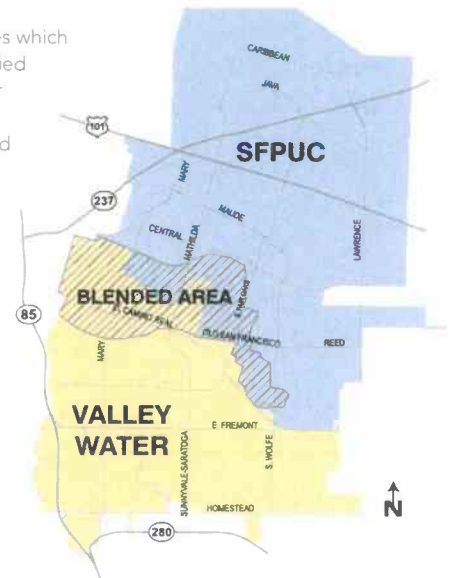
To provide input on decisions that affect drinking water quality, you are welcome to speak on any issue specifically coming before the City Council at a regularly scheduled council meeting. You can also speak on any topic you wish to bring to the Council's attention during the "Oral Communications" portion of the meeting agenda. Alternatively, you can send a letter in advance of a meeting.

**City Council Meetings**  
City Hall Council Chambers  
456 West Olive Ave.  
Sunnyvale, CA 94086  
Tuesdays, 7 p.m.

A list of City Council meetings, agenda items and study issues can be obtained by visiting [Sunnyvale.ca.gov](http://Sunnyvale.ca.gov) or by calling the City Clerk's office at (408) 730-7483.

## Water supply map

The adjacent map indicates which areas of the City are supplied by SFPUC, Valley Water, or a mixture of the two. The colored regions correspond to the colored columns in the water quality table (pages 4-5). Groundwater wells, which are not shown on this map, are located throughout the City. Local groundwater is blended with surface water supplies from SFPUC and Valley Water. SFPUC water is fluoridated but Valley Water and groundwater supplies are not.



## Health and education information

Drinking water, including bottled water, may reasonably be expected to contain at least small amounts of some contaminants. The presence of contaminants does not necessarily indicate that water poses a health risk. More information about contaminants and potential health effects can be obtained by calling the USEPA Safe Drinking Water Hotline.

Some people may be more vulnerable to contaminants in drinking water than the general population. Immuno-compromised persons, such as persons with cancer undergoing chemotherapy; persons who have undergone organ transplants; people with HIV/AIDS or other immune system disorders; some elderly; and infants can be particularly at risk from infections. These people should seek advice from their health care providers.

USEPA/CDC guidelines on appropriate means to lessen the risk of infection by *Cryptosporidium* and other microbial contaminants are available from the USEPA Safe Drinking Water Hotline.

USEPA Safe Drinking Water Hotline ► (800) 426-4791



