

August 12, 2025

Ms. Van Tsang  
State Water Resources Control Board  
Division of Drinking Water Field Operations Branch  
850 Marina Bay Parkway, Building P, 2<sup>nd</sup> Floor  
Richmond, CA 94804

**Subject: Consumer Confidence Report Certification Stanford University, Water System No. 4310013**

Dear Ms. Tsang,

Enclosed you will find the following submittals for Stanford University's Drinking Water Program:

- Certification of the 2024 Annual Consumer Confidence Report (CCR)
- Stanford University's 2024 Annual Water Quality Report (CCR) also posted online at <https://suwater.stanford.edu/drinking-water/annual-water-quality-reports>
- June 5, 2025 Issue of the "Stanford Report", emails to Campus Faculty/Staff Housing Residents, an example of billing statement and insert mailed in June and July 2025, and a Water Quality List Serve announcement.

A direct link to the 2024 CCR was sent to the campus community in the electronic daily newspaper, Stanford Report on June 5, 2025. A direct link and attachment was sent to the Stanford Water Quality List Serve on June 4, 2025. A direct link of the report was sent to all Faculty/Staff residents in emails on June 2, 2025 (see attachments). Hard copies were sent to faculty/staff residents without email addresses on file. Hard copies will be mailed to anyone that requests a hard copy through our Water Hotline as offered in each of the above mentioned electronic delivery methods.

Please contact me at (650) 723-9747 if you have questions or comments regarding this report.

Sincerely,



Julia Nussbaum, PE  
Associate Director – Water Planning & Stewardship  
Stanford University – Water Resources and Civil Infrastructure

cc: Darius Haghighi, Santa Clara County Dept. of Environmental Health  
Tom Zigterman, Director, Water Resources & Civil Infrastructure  
Richard Souza, Water Systems Supervisor  
Russel Furr, Associate Vice Provost and Director, Environmental Health and Safety

Enclosures

## ATTACHMENT 7

### Consumer Confidence Report Certification Form

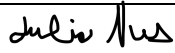
*(to be submitted with a copy of the CCR)*

(to certify electronic delivery of the CCR, use the certification form on the State Board's website at [http://www.waterboards.ca.gov/drinking\\_water/certlic/drinkingwater/CCR.shtml](http://www.waterboards.ca.gov/drinking_water/certlic/drinkingwater/CCR.shtml))

Water System Name: Stanford University

Water System Number: 4310013

The water system named above hereby certifies that its Consumer Confidence Report was distributed in June 2025 to customers (and appropriate notices of availability have been given). Further, the system certifies that the information contained in the report is correct and consistent with the compliance monitoring data previously submitted to the State Water Resources Control Board, Division of Drinking Water.

Certified by: Name: Julia Nussbaum  
Signature:   
Title: Associate Director – Water Planning & Stewardship  
Phone Number: ( 650 ) 723-9747 Date: 8/12/2025

*To summarize report delivery used and good-faith efforts taken, please complete the below by checking all items that apply and fill-in where appropriate:*

- ☒ CCR was distributed by mail or other direct delivery methods. Specify other direct delivery methods used: \_\_\_\_\_
- ☒ “Good faith” efforts were used to reach non-bill paying consumers. Those efforts included the following methods:
- ☒ Posting the CCR on the Internet at <https://suwater.stanford.edu/drinking-water/annual-water-quality-reports>
  - ☒ Mailing the CCR to postal patrons within the service area (zip code: 94305)
  - ☒ Advertising the availability of the CCR in news media (attach copy of press release)
  - ☐ Publication of the CCR in a local newspaper of general circulation (attach a copy of the published notice, including name of newspaper and date published)
  - ☐ Posted the CCR in public places (attach a list of locations)
  - ☐ Delivery of multiple copies of CCR to single-billed addresses serving several persons, such as apartments, businesses, and schools
  - ☒ Delivery to community organizations (attach a list of organizations)
  - ☒ Other (attach a list of other methods used)
- ☐ For systems serving at least 100,000 persons: Posted CCR on a publicly-accessible internet site at the following address: www.\_\_\_\_\_
- ☐ For privately-owned utilities: Delivered the CCR to the California Public Utilities Commission

The following is a brief description of the delivery procedure:

A link to the website where the 2024 CCR was posted, was listed as a note in the bills, and in an insert mailed in June to residential customers. A direct link to the 2024 CCR was sent to the campus community in electronic newspapers, the Stanford Report (on June 5, 2025), and the Stanford Water Quality List Serve (June 4, 2025). A direct link to the report was emailed to all Faculty/Staff residents in emails (on June 2, 2025). Hard copies were sent to Faculty/Staff residents without email addresses on file.

Attached are examples of the distribution emails, bill inserts, and electronic newspaper articles.

# 2024 Annual Water Quality Report

## Stanford University Water Resources and Civil Infrastructure

JUNE 2025



### High Quality Water

Stanford University Water Resources and Civil Infrastructure (WRCI) Group is pleased to provide you with the 2024 Annual Water Quality Report. The San Francisco Public Utilities Commission (SFPUC) and WRCI monitored water quality for both source and treated water supplies during 2024, and the water quality was in compliance with the State Water Resources Control Board - Division of Drinking Water (SWRCB-DDW) and the United States Environmental Protection Agency (USEPA) drinking water requirements (see page 5 for details). We continue our commitment to provide our customers with safe, high quality drinking water. The policy of WRCI is to fully inform its consumers about the water quality standards and typical concentrations. Stanford’s water supply is both chloraminated and fluoridated by the SFPUC.

The SFPUC collects daily water quality samples from various locations within the San Francisco Regional Water System (SFRWS). The samples are analyzed for primary standards that apply to the protection of public health and secondary standards that refer to the aesthetic qualities of water, such as taste and odor.

Stanford also routinely collects water quality samples from various locations within the campus distribution system. The most frequently collected samples are analyzed for chloramine residual, coliform bacteria, and general physical parameters. Additional water quality samples are collected to monitor for more constituents in compliance with applicable requirements. A California certified laboratory analyzes required samples. Stanford submits monthly reports to the SWRCB-DDW that include monitoring results.

### Stanford Water Resources and Civil Infrastructure Group

WRCI manages the procurement, storage, distribution, maintenance, and monitoring programs for Stanford’s drinking water supply. WRCI also manages flushing, cross-connection, and backflow prevention programs to ensure a consistent high quality drinking water supply.

Learn more at  
[suwater.stanford.edu](https://suwater.stanford.edu)

### In This Report

Stanford University’s Drinking Water Sources	2
Contaminants in Drinking Water	3 - 4
Important Definitions	4
Water Quality Data	5
Additional Information About Our Water	6
Water Conservation for Residents	7
Contact Information	8

# Stanford University's Drinking Water Sources

## SFRWS Drinking Water Sources and Treatment

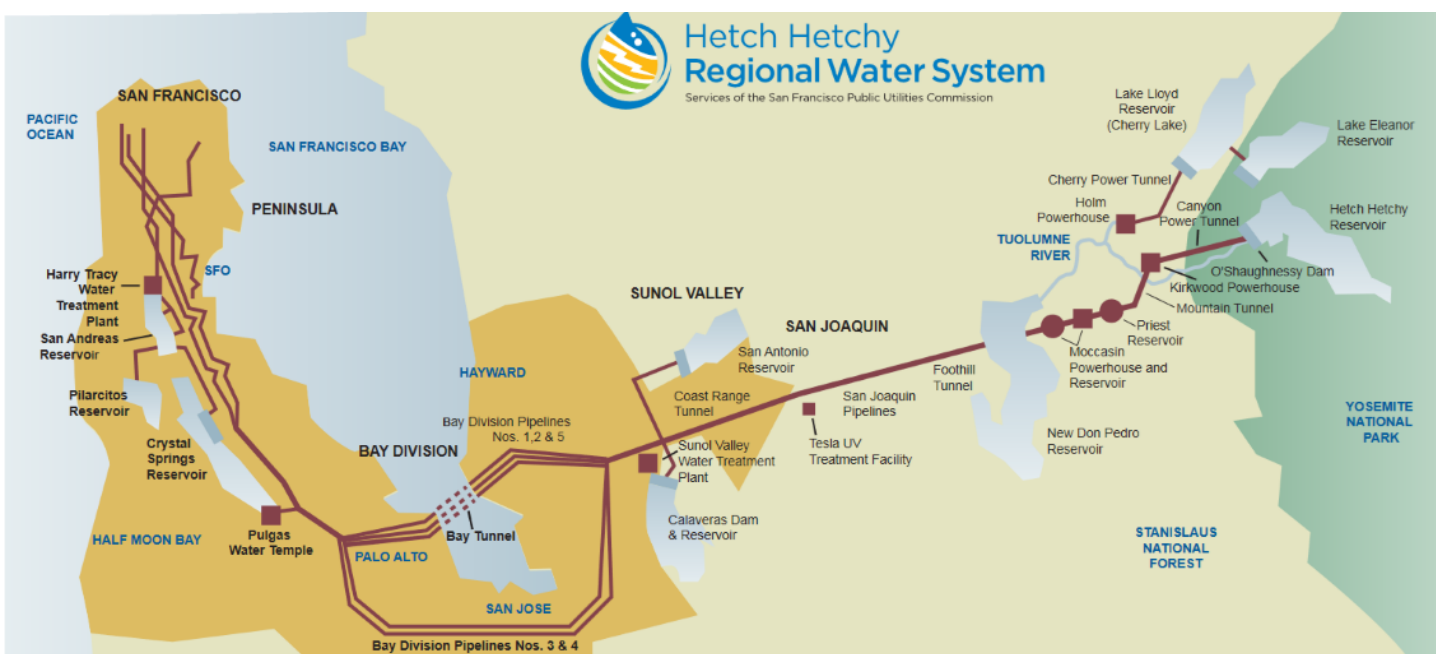
All of our current drinking water supply comes from the San Francisco Regional Water System (SFRWS), which is a wholesaler owned and managed by the San Francisco Public Utilities Commission (SFPUC). The supply consists of surface water that is well protected and carefully managed by the SFPUC. The sources are diverse in both the origin and the location with the surface water stored in reservoirs located in the Sierra Nevada, Alameda County, and San Mateo County.

To meet drinking water standards for consumption, all surface water supplies including the upcountry non-Hetch Hetchy sources (UNHHS) undergo treatment by the SFRWS before it is delivered. Water from Hetch Hetchy Reservoir is exempt from federal and State filtration requirements but receives the following treatment: disinfection using ultraviolet light and chlorine, pH adjustment for optimum corrosion control, fluoridation for dental health protection, and chloramination for maintaining disinfectant residual and minimizing the formation of regulated disinfection byproducts. Water from local Bay Area reservoirs in Alameda County and UNHHS is delivered to Sunol Valley Water Treatment Plant (SVWTP). Water treatment at these plants consist of filtration, disinfection, fluoridation, optimum corrosion control, and taste and odor removal.

Water from Hetch Hetchy Reservoir originates from the Tuolumne River watershed in what is now known as Yosemite National Park and is conveyed to the Bay Area by the SFRWS. The Tuolumne River watershed is the homeland of Indigenous peoples, especially speakers of Sierra Miwok and Northern Paiute and their descendants. These people have cared for and revered this land since time immemorial. We invite you to seek deeper knowledge about the water source to understand its temporal, contextual, and geographic journey.

## Watershed Protection

The SFRWS conducts watershed sanitary surveys for the Hetch Hetchy source annually and for non-Hetch Hetchy surface water sources every five years. The latest sanitary surveys for the non-Hetch Hetchy watersheds were completed in 2021. All these surveys, together with SFRWS's stringent watershed protection management activities, were completed with support from partner agencies including National Park Service and US Forest Service. The purposes of the surveys are to evaluate the sanitary conditions and water quality of the watersheds and to review results of watershed management activities conducted in the preceding years. Wildfire, wildlife, livestock, and human activities continue to be potential contamination sources. You may contact the San Francisco District office of the SWRCB-DDW at 510-620-3474 to review these reports.





# Contaminants in Drinking Water

SFRWS regularly collects and tests water samples from reservoirs and designated sampling points throughout the system to ensure the water delivered to you meets or exceeds federal and State drinking water standards. In 2024, SFRWS conducted more than 45,650 drinking water tests of samples from source and transmission system locations. This is in addition to the extensive treatment process control monitoring performed by SFRWS's certified operators and online instruments.

Drinking water, including bottled water, may reasonably be expected to contain at least small amounts of some contaminants. The presence of contaminants does not necessarily indicate that the water poses a health risk. In order to ensure that tap water is safe to drink, the USEPA and the SWRCB-DDW prescribe regulations that limit the amount of certain contaminants in water provided by public water systems. The U.S. Food and Drug Administration regulations and California law also establish limits for contaminants in bottled water that provide the same protection for public health.

Generally, the sources of drinking water (both tap water and bottled water) include rivers, lakes, oceans, streams, ponds, reservoirs, springs and aquifers. As water travels over the surface of the land or through the ground, it dissolves naturally occurring minerals and, in some cases, radioactive material, and can pick up substances resulting from the presence of animals or from human activity. Such substances are called contaminants. Major categories of contaminants that may be present in water sources are listed to the right.

## Potential Contaminants in Water Sources

**Microbial contaminants:** Viruses and bacteria that may come from sewage treatment plants, septic systems, agricultural livestock operations, and wildlife.

**Inorganic contaminants:** Salts and metals that can be naturally occurring or result from urban stormwater runoff, industrial or domestic wastewater discharges, oil and gas production, mining, or farming.

**Pesticides and herbicides:** These may come from a variety of sources such as agriculture, urban stormwater runoff, and residential uses.

**Organic chemical contaminants:** Includes synthetic and volatile organic chemicals, which are by-products of industrial processes and petroleum production. Can also come from gas stations, urban stormwater runoff, agricultural application, and septic systems.

**Radioactive contaminants:** These can be naturally occurring or be the result of oil and gas production and mining activities.

## Drinking Water and Lead

Exposure to lead, if present, can cause serious health effects in all age groups, especially for pregnant women and young children. Infants and children who drink water containing lead could have decreases in IQ and attention span and increases in learning and behavior problems. The children of women who are exposed to lead before or during pregnancy can have increased risk of these adverse health effects. Adults can have increased risk of heart disease, high blood pressure, kidney, or nervous system problems.

Lead in drinking water is primarily from materials and components associated with service lines and home plumbing. There are no known lead service lines in the SFRWS or Stanford distribution system. We are responsible for providing high quality drinking water, but we cannot control the variety of materials used in plumbing components. You share the responsibility for protecting yourself and your family from the lead in your home plumbing. You can take responsibility by identifying and removing lead materials within your home plumbing and taking steps to reduce your family's risk. Before drinking tap water, flush your pipes for several minutes by running your tap, taking a shower, or doing laundry or a load of dishes. You can also use a filter certified to remove lead from drinking water. If you are concerned about lead in your water and wish to have your water tested, please call the Water Information Line at (650) 725-8030 or email [stanfordwater@stanford.edu](mailto:stanfordwater@stanford.edu). Information about lead in drinking water, testing methods, and steps you can take to minimize exposure is available at [epa.gov/safewater/lead](https://epa.gov/safewater/lead).

As previously reported, at the completion of the lead user service line (LUSL) inventory, there were no known pipelines and connectors between water mains and meters made of lead (nor were there any pipelines or connectors made of unknown materials). Our policy is to remove and replace any LUSL promptly if it is discovered during pipeline repair and/or maintenance.

*More information about contaminants and potential health effects can be obtained by calling the USEPA's Safe Drinking Water Hotline (800) 426-4791, or at [epa.gov/safewater](https://epa.gov/safewater).*

# Contaminants in Drinking Water, continued

---

## Cryptosporidium

*Cryptosporidium* is a parasitic microbe found in most surface water. The SFRWS regularly tests for this waterborne pathogen and found it at very low levels in source water and treated water in 2024. However, current test methods approved by the USEPA do not distinguish between dead organisms and those capable of causing disease. Ingestion of *Cryptosporidium* may produce symptoms of nausea, abdominal cramps, diarrhea, and associated headaches. *Cryptosporidium* must be ingested to cause disease, and it may be spread through means other than drinking water.

## Special Health Needs

Some people may be more vulnerable to contaminants in drinking water than the general population. Immuno-compromised persons, such as those with cancer undergoing chemotherapy, persons who have undergone organ transplants, people with HIV/AIDS or other immune system disorders, some elderly people, and infants, can be particularly at risk from infections.

These people should seek advice about drinking water from their health care providers. USEPA/CDC guidelines on appropriate means to lessen the risk of infection by *Cryptosporidium* and other microbial contaminants are available from the USEPA's Safe Drinking Water Hotline (800) 426-4791 or at [epa.gov/safewater](https://www.epa.gov/safewater).

## Important Definitions

---

The table (page 5) lists all drinking water contaminants detected in 2024, and information about their typical sources. Contaminants below detection limits for reporting are not shown, in accordance with regulatory guidance. SFRWS holds a SWRCB-DDW monitoring waiver for some contaminants in its surface water supply and therefore the associated monitoring frequencies are less than annual. The following are definitions of key terms referring to standards and goals of water quality noted on the data table.

**Public Health Goal (PHG):** The level of a contaminant in drinking water below which there is no known or expected risk to health. PHGs are set by the California Environmental Protection Agency.

**Maximum Contaminant Level Goal (MCLG):** The level of a contaminant in drinking water below which there is no known or expected risk to health. MCLGs are set by the USEPA.

**Maximum Contaminant Level (MCL):** The highest level of a contaminant that is allowed in drinking water. Primary MCLs are set as close to the PHGs or MCLGs as is economically and technologically feasible. Secondary MCLs (SMCLs) are set to protect the odor, taste, and appearance of drinking water.

**Maximum Residual Disinfectant Level (MRDL):** The highest level of a disinfectant allowed in drinking water. There is evidence that addition of disinfectant is necessary for control of microbial contaminants.

**Maximum Residual Disinfectant Level Goal (MRDLG):** The level of a drinking water disinfectant below which there is no known or expected risk to health. MRDLGs do not reflect the benefits of the use of disinfectants to control microbial contaminants.

**Primary Drinking Water Standard (PDWS):** MCLs and MRDLs for contaminants that affect health along with their monitoring and reporting requirements, and water treatment requirements.

**Regulatory Action Level:** The concentration of a contaminant which, if exceeded, triggers treatment or other requirements that a water system must follow.

**Treatment Technique (TT):** A required process intended to reduce the level of a contaminant in drinking water.

**Turbidity:** A water clarity indicator that measures cloudiness of the water, and is also used to indicate the effectiveness of the filtration system. High turbidity can hinder the effectiveness of disinfectants.

## State Revised Total Coliform Rule

This report reflects changes in drinking water regulatory requirements during 2021, in which the SWRCB adopted California version of the federal Revised Total Coliform Rule. The revised rule, effective on July 1, 2021, maintains the purpose to protect public health by ensuring the integrity of the drinking water distribution system and monitoring for the presence of microbial contaminants (i.e., total coliform and *E. coli* bacteria). Greater public health protection is anticipated, as the revised rule requires water systems that are vulnerable to microbial contamination to identify and fix problems. Water systems that exceed a specified frequency of total coliform occurrences are required to conduct an assessment to determine if any sanitary defects exist. If found, these must be corrected by the water system.

Stanford University's Annual Water Quality Data for 2024 (a)

DETECTED CONTAMINANTS \* SFPUC Samples † Stanford Samples

CONSTITUENTS WITH PRIMARY STANDARDS	Unit	MCL	PHG or (MCLG)	Range or Level Found	Average or [Max]	Typical Sources in Drinking Water
TURBIDITY						
* Unfiltered Hetch Hetchy Water	NTU	5	N/A	0.3 - 0.5 (b)	[2.1]	Soil runoff
* Filtered Water – Sunol Valley Water Treatment Plant (SVWTP)	NTU	1 (c)	N/A	-	[0.4]	Soil runoff
	-	Min 95 % of samples ≤ 0.3 NTU (c)	N/A	99.97%	-	Soil runoff
* Filtered Water – Harry Tracy Water Treatment Plant (HTWTP)	NTU	1 (c)	N/A	-	[0.1]	Soil runoff
	-	Min 95 % of samples ≤ 0.3 NTU (c)	N/A	100%	-	Soil runoff
DISINFECTION BY-PRODUCTS AND PRECURSOR						
† Total Trihalomethanes (TTHMs)	ppb	80	N/A	23 - 54	37.1 (d)	By-product of drinking water disinfection
† Haloacetic Acids 5 (HAA5)	ppb	60	N/A	14 - 53	32.0 (d)	By-product of drinking water disinfection
* Total Organic Carbon (TOC) (f)	ppm	TT	N/A	1.1 - 1.8	[1.5] (e)	Various natural and man-made sources
MICROBIOLOGICAL						
† Total Coliform	-	NoP ≤ 5% of monthly samples	(0)	-	[0%] (g)	Naturally present in the environment
† Fecal coliform and E. coli	-	0 Positive Sample	(0)	-	[0%]	Human or animal fecal waste
* Giardia lamblia	cyst/L	TT	(0)	0 - 0.06	0.02	Naturally present in the environment
INORGANIC CONTAMINANTS						
* Chromium (VI)	ppb	10	0.02	ND - 0.1	0.1	Erosion of natural deposits
* Fluoride (h)	ppm	2.0	1	ND - 0.8	0.2	Erosion of natural deposits; water additive to promote strong teeth
* Nitrate (as N)	ppm	10	10	ND - 0.4	ND	Erosion of natural deposits
† Chloramine (as chlorine)	ppm	MRDL = 4.0	MRDLG = 4	1.0 - 3.5	2.8 (i)	Drinking water disinfectant added for treatment
CONSTITUENTS WITH SECONDARY STANDARDS	Unit	SMCL	PHG	Range	Average	Typical Sources in Drinking Water
* Aluminum	ppb	200	600	ND - 59	ND	Erosion of natural deposits; some surface water treatment residue
* Chloride	ppm	500	N/A	< 3 - 9.9	4.9	Runoff / leaching from natural deposits
† Color	unit	15	N/A	ND - 5	2.1	Naturally occurring organic materials
* Iron	ppb	300	N/A	<6 - 41	20	Runoff / leaching from natural deposits
* Manganese	ppb	50	N/A	<2 - 2.7	<2	Runoff / leaching from natural deposits
* Specific Conductance	µS/cm	1600	N/A	31 - 317	174	Substances that form ions when in water
* Sulfate	ppm	500	N/A	1 - 41	21	Runoff / leaching from natural deposits
* Total Dissolved Solids	ppm	1000	N/A	24 - 169	97	Runoff / leaching from natural deposits
* Turbidity	NTU	5	N/A	0.1 - 0.4	0.2	Soil runoff
LEAD AND COPPER	Unit	AL	PHG	Range	90 <sup>th</sup> Percentile	Typical Sources in Drinking Water
† Copper (30 samples collected)	ppb	1300	300	< 50 - 92	< 50 (j)	Internal corrosion of household water plumbing systems
† Lead (30 samples collected)	ppb	15	0.2	< 5 - 41	< 5 (j)	Internal corrosion of household water plumbing systems
OTHER WATER QUALITY	Unit	ORL	Range	Average	KEY	
* Alkalinity (as CaCO <sub>3</sub> )	ppm	N/A	7.4 - 120	56	< / ≤	less than / less than equal to
* Boron	ppb	1000 (NL)	23 - 65	44	AL	Action Level
* Calcium (as Ca)	ppm	N/A	3.2 - 28	15	Max	Maximum
* Chlorate	ppb	800 (NL)	24 - 597	134	Min	Minimum
* Hardness (as CaCO <sub>3</sub> )	ppm	N/A	8.4 - 106	57	N/A	Not Applicable
* Magnesium	ppm	N/A	0.2 - 9.5	4.9	ND	Non-detect
† pH	-	N/A	7.4 - 9.2	8.1	NL	Notification Level
* Silica	ppm	N/A	4.9 - 9.9	7.4	NoP	Number of Coliform-Positive Samples
* Sodium	ppm	N/A	3.1 - 24	13	NTU	Nephelometric Turbidity Unit
					ORL	Other Regulatory Level
					ppb	parts per billion
					ppm	parts per million
					µS/cm	microSiemens / centimeter

**Footnotes:**

(a) Only detected contaminants shown. All results met State and Federal drinking water health standards.

(b) These are monthly average turbidity values measured every 4 hours daily.

(c) There is no turbidity MCL for filtered water. The limits are based on the TT requirements for filtration systems.

(d) This is the highest locational running annual average (LRAA), which is used to determine compliance.

(e) This is the highest running annual average value.

(f) Total organic carbon is a precursor for disinfection by-product formation. The TT require-

ment applies to the filtered water from the SVWTP only.

(g) The highest percentage of positive samples collected in any one month.

(h) The SWRCB recommends an optimal fluoride level of 0.7 ppm be maintained in the treated water. In 2024, the range and average of the fluoride levels were 0.5 ppm - 0.8 ppm and 0.7ppm, respectively (see Page 6).

(i) This is the highest running annual average value.

(j) Lead and copper monitoring was conducted in 2024 at 30 homes. One home had an initial lead result above the action level (41 ppb) but a second sample was ND. All other results were below the lead and copper Action Levels. Lead and copper tap sampling in homes is required again in 2027.

5



# Additional Information About Our Water

## Fluoridation and Dental Fluorosis

Mandated by State law, water fluoridation is a widely accepted practice proven to be safe and effective for preventing and controlling tooth decay. The fluoride target level in the water is 0.7 milligram per liter (mg/L, or part per million, ppm), consistent with the May 2015 State regulatory guidance on optimal fluoride level. Infants fed formula mixed with water containing fluoride at this level may still have a chance of developing tiny white lines or streaks in their teeth. These marks are referred to as mild to very mild fluorosis, and are often only visible under a microscope. Even in cases where the marks are visible, they do not pose any health risk. The Centers for Disease Control (CDC) considers it safe to use optimally fluoridated water for preparing infant formula. To lessen this chance of dental fluorosis, you may choose to use low-fluoride bottled water to prepare infant formula. Nevertheless, children may still develop dental fluorosis due to fluoride intake from other sources such as food, toothpaste and dental products.

Contact your healthcare provider or SWRCB-DDW if you have concerns about dental fluorosis. For additional information about fluoridation or oral health, visit the SWRCB-DDW website at [waterboards.ca.gov/drinking\\_water/certlic/drinkingwater/Fluoridation.html](https://waterboards.ca.gov/drinking_water/certlic/drinkingwater/Fluoridation.html), the CDC website at [cdc.gov/fluoridation](https://cdc.gov/fluoridation), or the SFPUC website [sfpuc.gov/TapWater](https://sfpuc.gov/TapWater).

## Monitoring of Per- and Polyfluoroalkyl Substances (PFAS)

PFAS is a group of approximately 5,000 man-made, persistent chemicals used in a variety of industries and consumer products. In 2021, SFPUC conducted a second round of voluntary monitoring using a newer analytical method adopted by the USEPA for some other PFAS contaminants. No PFAS were detected above the SWRCB's Consumer Confidence Report Detection Levels in surface water and groundwater sources. For additional information about PFAS, you may visit SWRCB website [waterboards.ca.gov/pfas](https://waterboards.ca.gov/pfas), SFPUC website [sfpuc.org/sites/default/files/documents/PFAS\\_FactSheet\\_2023.pdf](https://sfpuc.org/sites/default/files/documents/PFAS_FactSheet_2023.pdf), and/or USEPA website [epa.gov/pfas](https://epa.gov/pfas).



## Emergency Backup Groundwater

The Stanford WRCI group maintains a network of groundwater wells for a backup domestic water supply in the event of an outage from the SFPUC system. If the need for emergency backup wells is initiated, the campus community will be notified prior to changes in water source and the anticipated water quality changes.

## Emergency Preparedness

Although Stanford strives to ensure a reliable supply of water for our customers, a natural disaster could interrupt water delivery. Residents are encouraged to store drinking water in case of an emergency.

### Store a 3-day water supply just in case

- Each family member (including pets) needs 1 gallon per day
- Store tap water in food-grade plastic containers; replace every 6 months
- Store bottled water in original sealed containers; replace every 6 months

### If emergency supplies run out, you can treat your tap water as required or if notified

- Boil for 3 minutes, or
- disinfect by adding 8 drops of household bleach per gallon of water

# Water Conservation for Residents

## Conservation is a Stanford Way of Life

Thank you for your attention to your water use. Conservation remains essential at Stanford and in California. California is a drought-prone state that experiences sporadic weather cycles and although most drought restrictions are not anticipated in 2025, certain specific restrictions on water waste are still active, as noted below.

Prohibitions on wasteful water uses include:

- Allowing irrigation to run off from lawns and landscaping
- Washing a car using a hose without a shut-off nozzle
- Washing pavement (except for health and safety needs)
- Using fountains without a recirculation system
- Irrigating during and within 48 hours of measurable rainfall
- Spray irrigation occurring between 7 am and 7 pm

For more information about water conservation, including conservation tips, fact sheets, and rebate details, visit [suwater.stanford.edu](https://suwater.stanford.edu) or call the Water Information Line at (650) 725-8030.

**WaterSmart:** Single family residents can now receive automated leak alerts and see their hourly water use at [suwater.watersmart.com](https://suwater.watersmart.com). If you do not have your account number or need other assistance with WaterSmart, please email [stanfordwater@stanford.edu](mailto:stanfordwater@stanford.edu) or call (650) 725-8030.

**Free Water-Saving Tools:** Visit [cloud.valleywater.org/shopping-cart](https://cloud.valleywater.org/shopping-cart) or call (408) 630-2554 to get free water-saving devices and kits from Valley Water, including a DIY Water Wise Home Survey Kit, efficient showerheads, and faucet aerators.

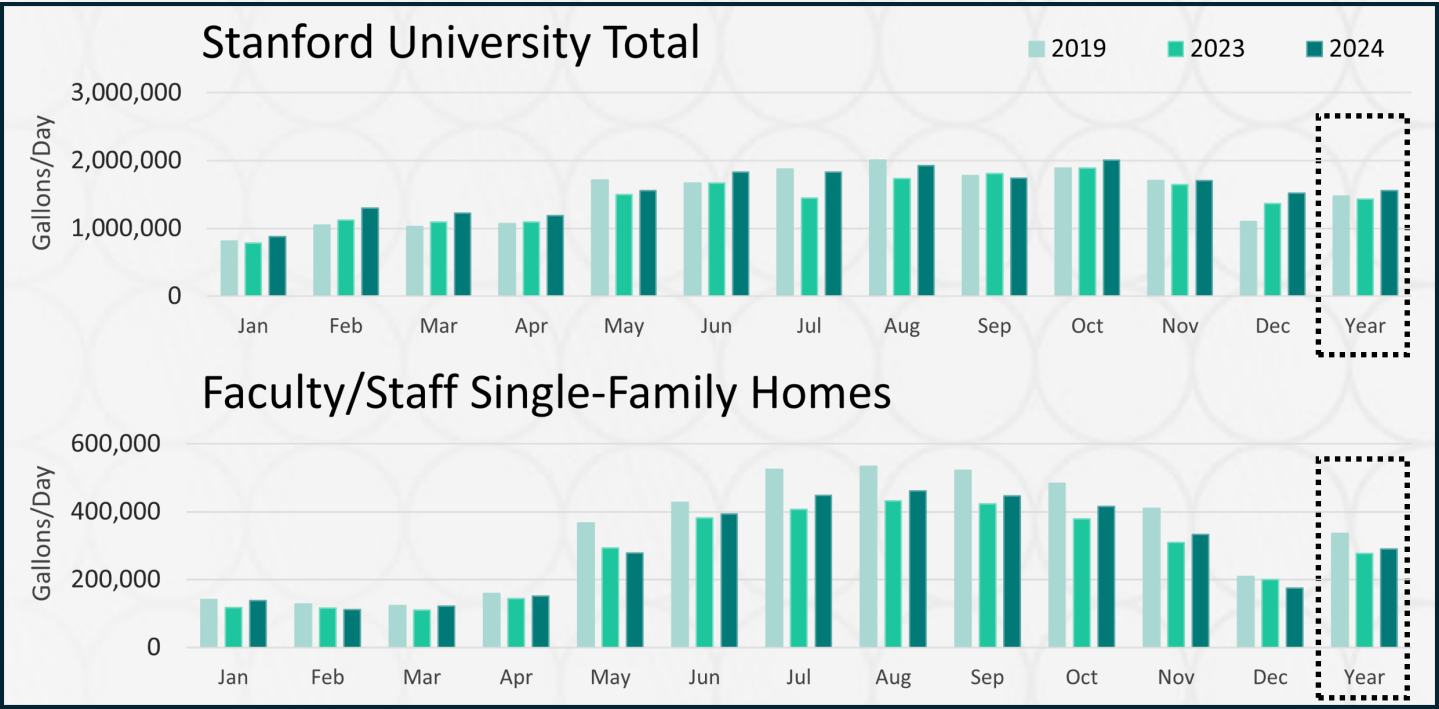
**Water Wise Outdoor Survey:** Call Valley Water at (408) 630-2000 or visit [watersavings.org](https://watersavings.org) to schedule a free professional evaluation of your irrigation system.

**Landscape Rebates:** Stanford residents are eligible for rebates from Valley Water for turf/pool removal, drip irrigation, irrigation equipment upgrades, and rainwater capture! Learn more at [watersavings.org](https://watersavings.org) or by calling (408) 630-2554. Contact Valley Water prior to starting your project.

**Help Us Detect Leaks**  
If you see a water leak on campus, please report it to the 24-Hour Maintenance Customer Service Line at (650) 723-2281. Thank you!

## Domestic Water Use Trends

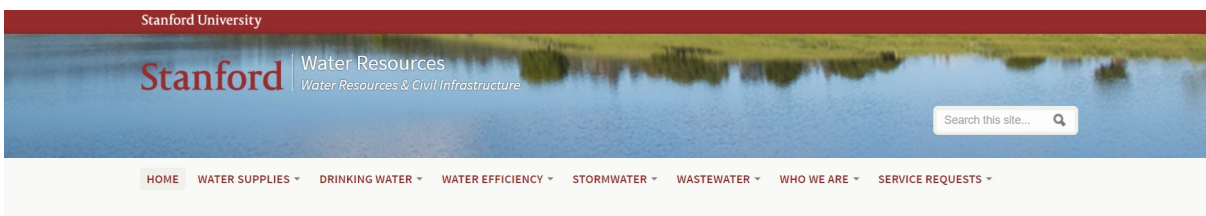
Thank you for continuing to conserve water.



560 Fremont Road, 2nd Floor  
Stanford, CA 94305

Visit our website for more information about Stanford's water systems, water conservation programs, and other resources.

[suwater.stanford.edu](http://suwater.stanford.edu)



## Contact Information

---

If you have questions or need additional information about this report or Stanford's water quality, please email us at [stanfordwater@stanford.edu](mailto:stanfordwater@stanford.edu) or call the Water Information Line at (650) 725-8030.

Este informe contiene información muy importante sobre su agua para beber. Favor de comunicarse Stanford University a (650) 725-8030 para asistirlo en español.

### USEPA Drinking Water Homepage:

[epa.gov/safewater](http://epa.gov/safewater)

Safe Drinking Water Hotline: (800) 426-4791

### SWRCB - Division of Drinking Water Program Homepage:

[waterboards.ca.gov/drinking\\_water/programs](http://waterboards.ca.gov/drinking_water/programs)

### SFPUC Homepage:

[sfpuc.org](http://sfpuc.org)

### Stanford Water Resources Homepage:

[suwater.stanford.edu](http://suwater.stanford.edu)

**From:** stanford\_leaseholders <stanford\_leaseholders-bounces@lists.stanford.edu>  
on behalf of Brian Manning <bmanning@stanford.edu>  
**Sent:** Monday, June 2, 2025 4:29 PM  
**To:** stanford\_leaseholders@lists.stanford.edu  
**Subject:** Stanford Annual Water Quality Report  
**Attachments:** [2024 CCR - final\\_508.pdf](#)

Dear Stanford Resident,

Please download the attached 2024 Stanford University Consumer Confidence Report. This report contains information about the source and quality of your drinking water. You must have Adobe Acrobat Reader (<https://get.adobe.com/reader/>) installed on your computer to view the report.

You can also access and download the 2024 Consumer Confidence Report by visiting <https://suwater.stanford.edu/drinking-water/annual-water-quality-reports>

If you would like a paper copy of the 2024 Consumer Confidence Report mailed to you, please call the Water Hotline at (650) 725-8030.

Sincerely,  
Brian Manning

Water Planning & Stewardship  
Stanford University  
650-725-8030  
[bmanning@stanford.edu](mailto:bmanning@stanford.edu)  
560 Fremont Road, 2<sup>nd</sup> floor  
Stanford, CA 94305

# Stanford's 2024 Annual Water Quality Report is now available!

Please visit <https://suwater.stanford.edu/annual-water-quality-reports>

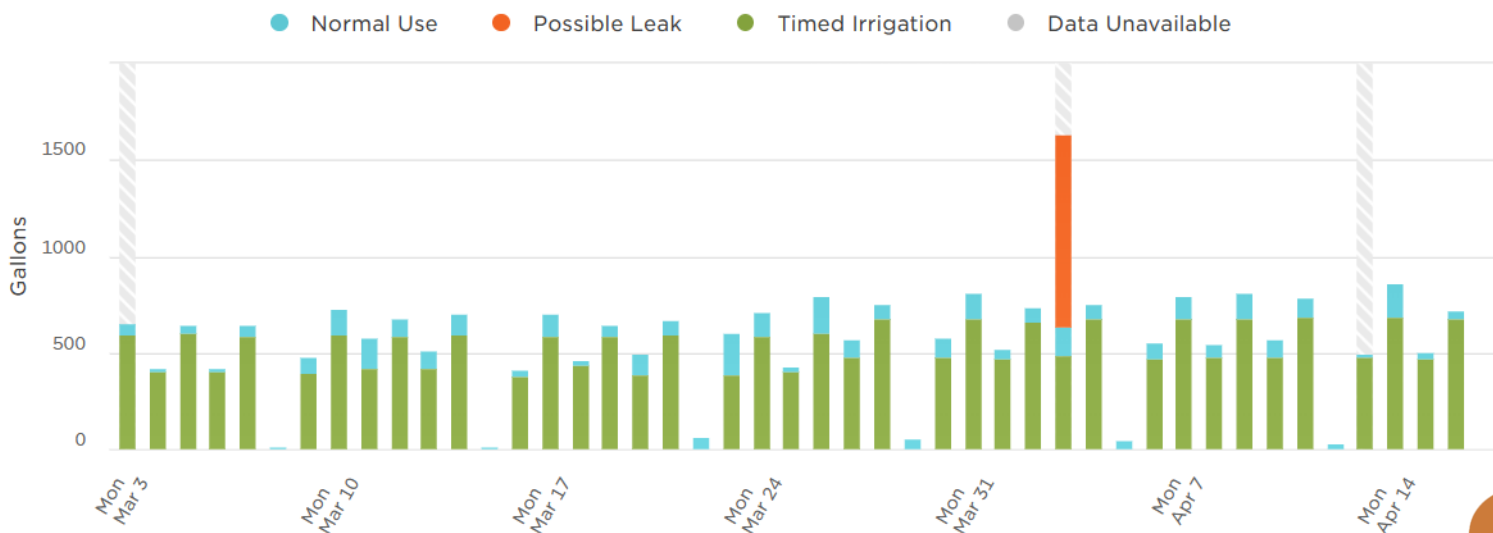


To request a hard copy, please contact the Water Information Line at 650-725-8030.

Stanford University – Water Resources and Civil Infrastructure (WRCI) continues our commitment to provide our consumers with safe, high quality drinking water. The policy of WRCI is to fully inform its consumers about the water quality standards and typical concentrations.

The San Francisco Public Utilities Commission (SFPUC) and Stanford WRCI monitored water quality for both source and treated water supplies during 2024.

## Leak Detection in WaterSmart



Significant increases in your water usage may indicate a leak. While WaterSmart is designed to detect most leaks, smaller ones—such as a running toilet—may not be flagged automatically.

If you notice a spike in your water use that doesn't align with your typical patterns, we recommend checking your home for potential leaks.

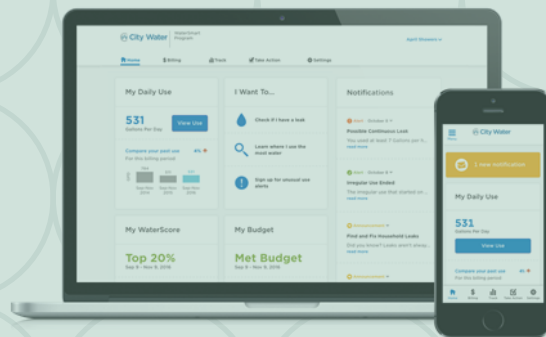
## SIGN UP FOR YOUR WATER USE DASHBOARD

### Curious about your home's water use?

Check your email for an invitation from WaterSmart. Once you're registered, log in to your portal at [suwater.watersmart.com](https://suwater.watersmart.com)!

Can't find the invite or need help logging in?

Contact us at [stanfordwater@stanford.edu](mailto:stanfordwater@stanford.edu) or call (650) 725-8030.





**From:** stanfordwaterqualitynotice <stanfordwaterqualitynotice-bounces@lists.stanford.edu> on behalf of Brian Manning <bmannings@stanford.edu>  
**Sent:** Wednesday, June 4, 2025 8:10 AM  
**To:** 'stanfordwaterqualitynotice@lists.stanford.edu' (stanfordwaterqualitynotice@lists.stanford.edu)  
**Subject:** 2024 Annual Drinking Water Report  
**Attachments:** [2024 CCR - final\\_508.pdf](#); [ATT00001.txt](#)

Stanford University's 2024 Annual Water Quality Report (or Consumer Confidence Report) has been published on our website. The report is also attached. This report contains information about the source and quality of campus drinking water. You can access and download the 2024 Consumer Confidence report by visiting <https://suwater.stanford.edu/drinking-water/annual-water-quality-reports>

Sincerely,  
Brian Manning

**From:** Stanford Report <noreply@stanford.edu>  
**Sent:** Thursday, June 5, 2025 6:04 AM  
**To:** Brian Manning  
**Subject:** Meet Lucy Duckworth, '25

[View this email in your browser](#)

# StanfordReport

*Stanford Report* delivers campus news each weekday. For more, [visit the website](#).

---

THURSDAY, JUNE 5, 2025


---



## Meet Lucy Duckworth, '25

The co-founder of the student-run On Call Café graduates this month with a bachelor's degree in design and a passion for making things that bring people together.

---



## A game-changing way to treat stroke

Researchers have developed a new technology for removing blood clots that is more than twice as effective as current techniques.



## Instructors honored for excellence in teaching

The Lecturer's Award for Teaching and Undergraduate Education recognizes outstanding contributions to undergraduate learning and university-wide engagement.

## Rethinking how America builds

A recent SIEPR Policy Forum examined how the “abundance” movement could help the U.S. meet growing demand for housing and energy.

# Announcements

**Annual Water Quality Report:** The university's 2024 Annual Water Quality Report is [now available online](#). The report provides information about Stanford's drinking water supply, water quality, and the associated U.S. Environmental Protection Agency and California State Water Resources Control Board regulatory standards.

**The Center for Teaching and Learning celebrates its 50th anniversary** this year. Help commemorate the milestone by [sharing your stories](#).

## ADVERTISEMENTS



### June specials at R&DE cafés and markets

Enjoy the vibrant flavors of homemade berry macarons at Decadence, Spam musubi at Med Café, and grab & go pizza deluxe piroshkis [at all locations](#).



### Design for Play: Turning Ideas into Meaningful Action

Discover how a playful mindset can fuel creativity and drive productive thinking. New on-campus course starts June 26. STAP approved. [Enroll today](#).

## Upcoming Events

JUN  
**06**

### 2025 Spring FILMPROD114 Screening

5:30 PM PDT

JUN  
**06**

### Data Best Practices: 100 - Bash and the Unix shell

3:00 PM PDT

JUN  
**07**

### SLOrk@Bing 2025: New Beginnings

7:30 PM PDT

[More upcoming events](#)





Stanford Report is published by [University Communications](#).  
© Stanford University, Stanford, California 94305.



[Unsubscribe from this list](#) | [Update subscription preferences](#)

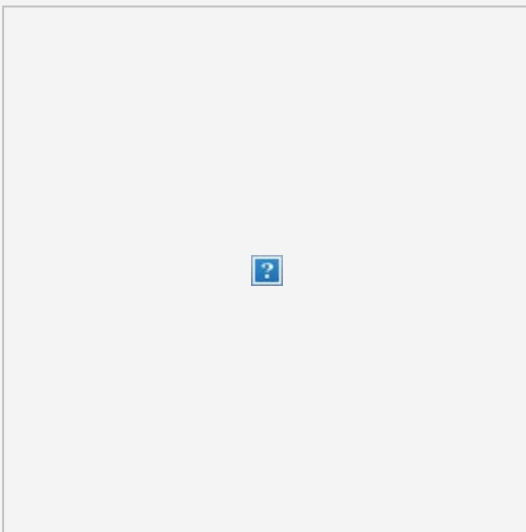
**From:** [Sustainable Stanford](#)  
**To:** [Brian Manning](#)  
**Subject:** June News: Digging Through Stanford's Waste, Sustainable Live Music, Smart Purchasing and More!  
**Date:** Friday, June 13, 2025 10:52:15 AM

Formatting issues? [View in Browser](#)

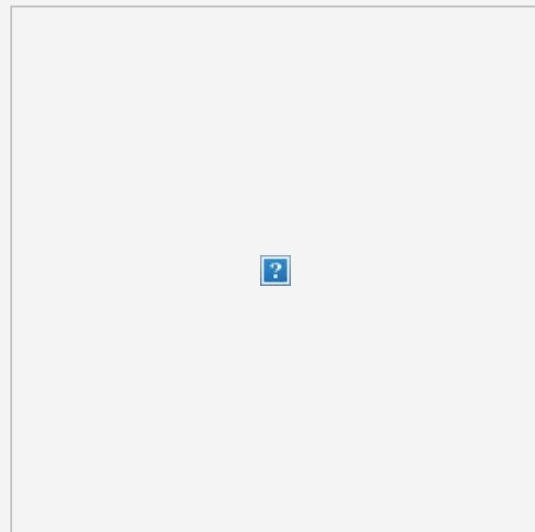
# Sustainable Stanford News

JUNE 2025

## Stanford's First Major Concert Showcases Environmentally-Conscious Entertainment




*Student volunteers helping sort waste at the concert*



*Fireside chat with representatives from Live Nation and Warner Music Group*

Stanford's first major stadium concert showcased operational eco-excellence, featuring reusable cups, compostable confetti, waste bin monitor volunteers, and 100% renewable electricity. Sustainable Stanford also hosted a fireside chat with sustainability leadership from Live Nation and Warner Music Group to help mark this milestone and inspire future sustainability leaders. Read more about [sustainability at Stanford's first major concert](#).

## Stanford Volunteers Dig through Trash to Improve Waste Management




During hands-on audits, the Office of Sustainability team inspects garbage to spot sorting mistakes and make campus systems more efficient. The goal is to identify the kinds of waste materials generated by the campus community, measure its volume, and determine how the materials ended up in a landfill bin. Read the [Stanford Report story](#).


---

## Students Showcase Campus Sustainability Initiatives at Annual Symposium

At the annual Student Sustainability Symposium on June 5, students from the Sustainable Stanford Internship and Living Lab Fellowship programs showcased their year-long projects tackling real-world environmental challenges on campus. From reducing embodied carbon in construction to piloting organic landscape management, the event highlighted how student-led innovation is driving sustainability at Stanford. Read more about the [Student Sustainability Symposium](#).



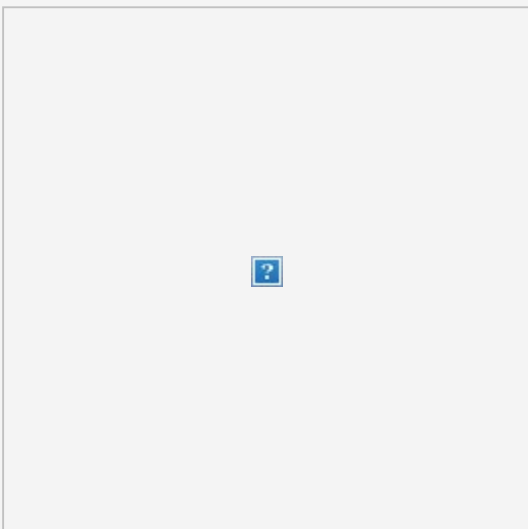
## Fighting Fashion Waste, One Pair of Jeans at a Time



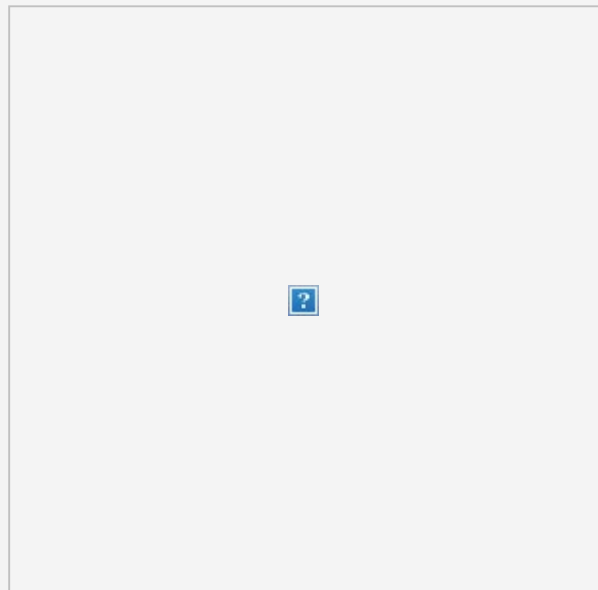
Laura Segura Gonzalez, a second-year design student, is leading jean upcycling workshops to combat fast fashion waste, empowering students to transform old jeans into something new. Through her workshops, over 30 pairs of second-hand jeans have been revived, inspiring participants to rethink their approach to fashion and repair. Read more about [Laura's jean upcycling workshops](#).

---

### Design 1 Students Showcase Innovative Waste Sorting Solutions



### Community Made: Rewear, Reuse, Repeat



*Students presenting their Design 1 projects*

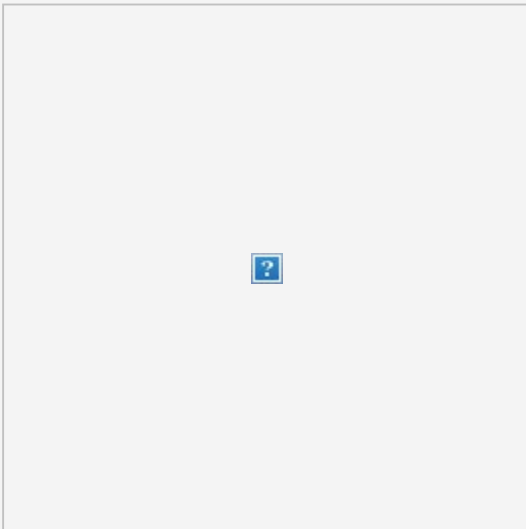
Over 20 students in Stanford's Design 1 course shared novel ideas to increase campus recycling and composting rates. Student approaches were inspired by interviews of Stanford staff and students and included everything from AI trash bins to waste art galleries. Read more about the [Design 1 sustainability projects](#).

*Students looking through donated clothing at Big Swap*

Events like Big Swap, a clothing swap event run by and for students, aim to use Stanford resources to codify cultural norms of sharing and increase the efficacy of reuse initiatives. Olivia Webster, MS&E '28, reflected on the absolute pleasure of "seeing people from all years coming together to support the movement of reuse." Read more about [Big Swap 2](#).

---

## Buy, Borrow, Share: Sustainable Purchasing at Stanford



The Responsible Purchasing Department hosted an information session to inform the Stanford community about how everyday purchasing choices — like reusing, sourcing locally, and slowing shipping — can drive big sustainability impacts. Read the [full purchasing information recap](#).

[View Session Recording and Slides](#)

---


## 2024 Annual Water Quality Report Published

The university's [2024 Annual Water Quality Report](#) is now available online. The report provides information about






Stanford's drinking water supply, water quality, and the associated U.S. Environmental Protection Agency and California State Water Resources Control Board regulatory standards.



---

### **Living Lab Spotlight**

## **Tackling IT Emissions at Stanford**



**Elanna Mak**

Elanna Mak is working with Stanford Business to tackle Scope 3 Emissions from the Information Technology sector. She works alongside Stanford's Low Carbon IT Working Group that comprises members from multiple academic departments, University IT, and the Property Management Office. Most recently, she has been working on decision-making frameworks regarding Stanford's AI playground and IT hardware recycling to assess carbon impact, feasibility, and user benefits. "I am so grateful for the opportunity to lead out meaningful collaboration across departments that shape the university's technology policy and scope 3 emissions strategy," Elanna shares. Elanna is pursuing a BA in Data Science and Social Systems and is excited to continue her work in at The Nature Conservancy this summer.

---

## **Congratulations to the Sustainable Stanford Class of 2025**



*Graduating seniors Audrey Lin, Isha Kalia, Mina Phipps, and Isaiah Flores*



Over 20 Sustainable Stanford interns and fellows will be graduating this year!

---

**Be featured in an upcoming newsletter!**

**Submit a Sustainability Story**

[View the Sustainable Stanford Calendar](#)



---

This email was sent to [bmanning@stanford.edu](mailto:bmanning@stanford.edu)  
[why did I get this?](#) [unsubscribe from this list](#) [update subscription preferences](#)  
Office of Sustainability, Stanford University · 560 Fremont Rd · Stanford, CA 94305 · USA

**From:** [Facility Operations](#)  
**To:** [Brian Manning](#)  
**Subject:** From the Ground Up  
**Date:** Monday, June 2, 2025 11:56:42 AM

---



---

June 2025

**In This Issue**

Caretakers Spotlight  
Stanford El Camino Roses  
2024 Water Report  
2nd Annual SUDPS Car Show

---

**Quick Links**

[COVID-19 Documents](#)

**FROM THE GROUND UP**

THE BUILDING MANAGEMENT NEWSLETTER

[Building/Facilities Management](#)  
[Event Planners](#)  
[Contractors & Project Managers](#)  
[LBRE Documents Library](#)  
[Stanford Transportation](#)  
[Sustainable Stanford](#)  
[Weekly Construction Updates](#)  
[Surplus Sales](#)  
[Project Management Resources](#)

---

### Contributors:

Brian Manning  
Edwin Mendez  
Raina Michel  
Mary Nolan  
Eduardo Tavera

---

### BeWell

Check out all the great virtual and in person BeWell events this coming month.

[BeWell website](#)

---

### Stanford Recreation

Keep your body moving through Stanford Rec.

[Stanford Rec website](#)

---

### Stanford - For You

Great information and things to do virtually and in person.

[Stanford For You website](#)

---

### Stanford - Sweeteners

Bonus perks for being a Stanford Employee.



Pete Posada's 1957 Chevy 3100 Truck  
photo credit: Edwin Mendez

---

Hello Everyone!

Congratulations to Stanford's 134th class of 2025! We welcome the graduating class of 2025 and their friends and family to campus this month to celebrate their commencement. Read more about this years speakers and events [here](#).

Did you miss the 2nd Annual SUDPS car show on May 21st? It was a great turnout and some pretty awesome cars were in attendance! Make sure you come out next year and check it out!

Looking to donate blood? Click [here](#) and schedule an appointment to donate. Plus check out their promotions for donating!

I hope you enjoy this edition of From the Ground Up. Please let me know of any interesting articles that you might want to see in future editions. I love article suggestions! I also love photo's around campus! Want to see your photo featured above, send it over to me!

Raina Michel, Editor

Sweeteners Website

## Caretakers Spotlight: Raina Michel

["Life is too short not to have fun." says Raina](#)



## Stanford El Camino Roses

[Next time your taking a walk or drive down El Camino make sure you notice these beautiful roses.](#)



## 2024 Annual Water Report


[Check out this years water report.](#)



## 2nd Annual SUDPS Car Show

[A fun event with some beautiful cars!](#)





**Stanford University**

Lands, Buildings & Real Estate ~ Zone Management ~ [zones-announcements@lists.stanford.edu](mailto:zones-announcements@lists.stanford.edu) ~ 560 Fremont

Stanford | Bonair Siding | Stanford, CA 94035 US

[Unsubscribe](#) | [Update Profile](#) | [Constant Contact Data Notice](#)

---