

2024 Consumer Confidence Report

Water System Information

Water System Name: Vista Grande Water Users Association (VGWUA) – CA4300550

Report Date: 6/19/2025

Type of Water Source(s) in Use: All water is purchased on San Jose Water (SJW) – Mountain Surface Water

Name and General Location of Source(s): See attached SJW CCR

Drinking Water Source Assessment Information: See attached SJW CCR

Time and Place of Regularly Scheduled Board Meetings for Public Participation: Meetings held as needed

For More Information, Contact: Beth Stark – VGWUA President, vistagrandewaterua@gmail.com (405) 990-7224

About This Report

We test the drinking water quality for many constituents as required by state and federal regulations. This report shows the results of our monitoring for the period of January 1 to December 31, 2024 and may include earlier monitoring data.

Importance of This Report Statement in Five Non-English Languages (Spanish, Mandarin, Tagalog, Vietnamese, and Hmong)

Language in Spanish: Este informe contiene información muy importante sobre su agua para beber. Favor de comunicarse VGWUA a 18330 Vista Grande Way Los Gatos, CA 95033 or (405) 990-7224 para asistirlo en español.

Language in Mandarin: 这份报告含有关于您的饮用水的重要讯息。请用以下地址和电话联系 VGWUA: 18330 Vista Grande Way Los Gatos, CA 95033 (405) 990-7224.

Language in Tagalog: Ang pag-uulat na ito ay naglalaman ng mahalagang impormasyon tungkol sa inyong inuming tubig. Mangyaring makipag-ugnayan sa VGWUA and 18330 Vista Grande Way Los Gatos, CA 95033 o tumawag sa (405) 990-7224 para matulungan sa wikang Tagalog.

Language in Vietnamese: Báo cáo này chứa thông tin quan trọng về nước uống của bạn. Xin vui lòng liên hệ VGWUA tại 18330 Vista Grande Way Los Gatos, CA 95033 or (405) 990-7224 để được hỗ trợ giúp bằng tiếng Việt.

Language in Hmong: Tsab ntawv no muaj cov ntsiab lus tseem ceeb txog koj cov dej haus. Thov hu rau VGWUA ntawm 18330 Vista Grande Way Los Gatos, CA 95033 or (405) 990-7224 rau kev pab hauv lus Askiv.

Terms Used in This Report

Term	Definition
Level 1 Assessment	A Level 1 assessment is a study of the water system to identify potential problems and determine (if possible) why total coliform bacteria have been found in our water system.
Level 2 Assessment	A Level 2 assessment is a very detailed study of the water system to identify potential problems and determine (if possible) why an <i>E. coli</i> MCL violation has occurred and/or why total coliform bacteria have been found in our water system on multiple occasions.
Maximum Contaminant Level (MCL)	The highest level of a contaminant that is allowed in drinking water. Primary MCLs are set as close to the PHGs (or MCLGs) as is economically and technologically feasible. Secondary MCLs are set to protect the odor, taste, and appearance of drinking water.
Maximum Contaminant Level Goal (MCLG)	The level of a contaminant in drinking water below which there is no known or expected risk to health. MCLGs are set by the U.S. Environmental Protection Agency (U.S. EPA).
Maximum Residual Disinfectant Level (MRDL)	The highest level of a disinfectant allowed in drinking water. There is convincing evidence that addition of a disinfectant is necessary for control of microbial contaminants.
Maximum Residual Disinfectant Level Goal (MRDLG)	The level of a drinking water disinfectant below which there is no known or expected risk to health. MRDLGs do not reflect the benefits of the use of disinfectants to control microbial contaminants.
Primary Drinking Water Standards (PDWS)	MCLs and MRDLs for contaminants that affect health along with their monitoring and reporting requirements, and water treatment requirements.
Public Health Goal (PHG)	The level of a contaminant in drinking water below which there is no known or expected risk to health. PHGs are set by the California Environmental Protection Agency.
Regulatory Action Level (AL)	The concentration of a contaminant which, if exceeded, triggers treatment or other requirements that a water system must follow.
Secondary Drinking Water Standards (SDWS)	MCLs for contaminants that affect taste, odor, or appearance of the drinking water. Contaminants with SDWSs do not affect the health at the MCL levels.
Treatment Technique (TT)	A required process intended to reduce the level of a contaminant in drinking water.
Variances and Exemptions	Permissions from the State Water Resources Control Board (State Board) to exceed an MCL or not comply with a treatment technique under certain conditions.
ND	Not detectable at testing limit.
ppm	parts per million or milligrams per liter (mg/L)
ppb	parts per billion or micrograms per liter (µg/L)
ppt	parts per trillion or nanograms per liter (ng/L)
ppq	parts per quadrillion or picogram per liter (pg/L)
pCi/L	picocuries per liter (a measure of radiation)

Sources of Drinking Water and Contaminants that May Be Present in Source Water

The sources of drinking water (both tap water and bottled water) include rivers, lakes, streams, ponds, reservoirs, springs, and wells. As water travels over the surface of the land or through the ground, it dissolves naturally-occurring minerals and, in some cases, radioactive material, and can pick up substances resulting from the presence of animals or from human activity.

Contaminants that may be present in source water include:

- Microbial contaminants, such as viruses and bacteria, that may come from sewage treatment plants, septic systems, agricultural livestock operations, and wildlife.
- Inorganic contaminants, such as salts and metals, that can be naturally-occurring or result from urban stormwater runoff, industrial or domestic wastewater discharges, oil and gas production, mining, or farming.
- Pesticides and herbicides, that may come from a variety of sources such as agriculture, urban stormwater runoff, and residential uses.
- Organic chemical contaminants, including synthetic and volatile organic chemicals, that are byproducts of industrial processes and petroleum production, and can also come from gas stations, urban stormwater runoff, agricultural application, and septic systems.
- Radioactive contaminants, that can be naturally-occurring or be the result of oil and gas production and mining activities.

Regulation of Drinking Water and Bottled Water Quality

In order to ensure that tap water is safe to drink, the U.S. EPA and the State Board prescribe regulations that limit the amount of certain contaminants in water provided by public water systems. The U.S. Food and Drug Administration regulations and California law also establish limits for contaminants in bottled water that provide the same protection for public health.

About Your Drinking Water Quality

Drinking Water Contaminants Detected

Tables 1, 2, and 3 list all of the drinking water contaminants that were detected during the most recent sampling for the constituent. The presence of these contaminants in the water does not necessarily indicate that the water poses a health risk. The State Board allows us to monitor for certain contaminants less than once per year because the concentrations of these contaminants do not change frequently. Some of the data, though representative of the water quality, are more than one year old. Any violation of an AL, MCL, MRDL, or TT is asterisked. Additional information regarding the violation is provided later in this report.

Table 1. Sampling Results Showing the Detection of Coliform Bacteria

Microbiological Contaminants	Highest No. of Detections	No. of Months in Violation	MCL	MCLG	Typical Source of Bacteria
<i>E. coli</i>	(In the year) 0	0	(a)	0	Human and animal fecal waste

(a) Routine and repeat samples are total coliform-positive and either is *E. coli*-positive or system fails to take repeat samples following *E. coli*-positive routine sample or system fails to analyze total coliform-positive repeat sample for *E. coli*.

Table 2. Sampling Results Showing the Detection of Lead and Copper

Lead and Copper	Sample Date	No. of Samples	90 th Percentile Level Detected	No. Sites Exceeding AL	Range of Results	AL	PHG	Violation	Typical Source of Contaminant
Lead (ppb)	9/30/24	5	ND	0	ND	15	0.2	No	Corrosion of household plumbing systems; Erosion of natural deposits
Copper (ppm)	9/30/24	5	0.226	0	0.033-0.266	1.3	0.3	No	Internal corrosion of household plumbing systems; erosion of natural deposits; leaching from wood preservatives

Table 3. Detection of Contaminants with a Primary Drinking Water Standard

Chemical or Constituent (reporting units)	Sample Date	Level Detected	Range of Detections	MCL [MRDL]	PHG (MCLG) [MRDLG]	Typical Source of Contaminant
Disinfection Byproducts, Disinfectant Residuals, and Disinfection Byproduct Precursors						
TTHMs [Total Trihalomethanes] (ppb)	9/30/24 10/15/24	17	15-19	80	NA	Byproduct of drinking water disinfection
HAA5 [Sum of 5 Haloacetic Acids] (ppb)	9/30/24 10/15/24	16	12-20	60	NA	Byproduct of drinking water disinfection
Chlorine (ppm)	2024	0.75	0.07-2.32	[4]	[4]	Drinking water disinfectant added for treatment

Additional General Information on Drinking Water

Drinking water, including bottled water, may reasonably be expected to contain at least small amounts of some contaminants. The presence of contaminants does not necessarily indicate that the water poses a health risk. More information about contaminants and potential health effects can be obtained by calling the U.S. EPA's Safe Drinking Water Hotline (1-800-426-4791).

Some people may be more vulnerable to contaminants in drinking water than the general population. Immuno-compromised persons such as persons with cancer undergoing chemotherapy, persons who have undergone organ transplants, people with HIV/AIDS or other immune system disorders, some elderly, and infants can be particularly at risk from infections. These people should seek advice about drinking water from their health care providers. U.S. EPA/Centers for Disease Control (CDC) guidelines on appropriate means to lessen the risk of infection by *Cryptosporidium* and other microbial contaminants are available from the Safe Drinking Water Hotline (1-800-426-4791).

Lead-Specific Language: Lead can cause serious health problems, especially for pregnant women and young children. Lead in drinking water is primarily from materials and components associated with service lines and home plumbing. VGWUA is responsible for providing high quality drinking water and removing lead pipes, but cannot control the variety of materials used in plumbing components in your home. You share the responsibility for protecting yourself and your family from the lead in your home plumbing. You can take responsibility by identifying and removing lead materials within your home plumbing and taking steps to reduce your family's risk. Before drinking tap water, flush your pipes for several minutes by running your tap, taking a shower, doing laundry or a load of dishes. You can also use a filter certified by an American National Standards Institute accredited certifier to reduce lead in drinking water. If you are concerned about lead in your water and wish to have your water tested, contact VGWUA and (405) 990-7224. Information on lead in drinking water, testing methods, and steps you can take to minimize exposure is available at <http://www.epa.gov/safewater/lead>.

VGWUA has completed a lead service line inventory and is pleased to report that the service lines feeding the system are all classified as non-lead. A copy of this inventory is posted within the office. If you have any questions about this inventory or would like to obtain a copy, please contact us at (405) 990-7224.



SAN JOSE WATER

ANNUAL WATER QUALITY REPORT
CA4310011 San Jose Water Main System
CA4310018 City of Cupertino



A Commitment to Our Customers

This brochure provides a snapshot of last year's water quality data for San Jose Water (SJW). Included are details about where your water comes from and how your water quality compares to State standards.

Dear Valued Customer:

The most important thing we do each and every day is to provide clean, high-quality drinking water that you can trust. As a member of the Partnership for Safe Water, San Jose Water remains focused water quality and environmental stewardship.

Our 2024 Annual Consumer Confidence Report (CCR) includes the results of more than 5,960 water samples (about 94 tests a day), which were tested at state certified laboratories for over 200 water quality parameters.

We are pleased to report that the water quality results in our system meet all state and federal drinking water standards. Within this report, you'll find more details about your drinking water — where it comes from, what's done to protect and treat it, and the results of our water quality tests.

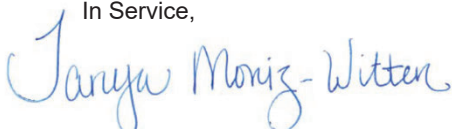
San Jose Water recently completed its initial Lead Service Line Inventory, providing customers with transparency regarding service line materials in our system. This inventory is available online and serves as a key resource in our commitment to eliminating lead service lines.

Additionally, we are pleased to share that the design for the PFAS treatment facility at Williams Station is now complete. Once operational, this facility will effectively reduce PFAS levels in our water supply, further enhancing water quality and demonstrating our commitment to delivering reliable, high-quality drinking water.

We are also committed to the stewardship of our water resources — protecting our water sources, land and the environment for current and future generations. What we do here is extremely important, making a real difference in the lives of the people and communities we serve and critical to protecting public health.

The data from these tests is regularly reviewed for changes or trends, and any customer complaint is escalated for review by our water quality team. If you have any questions or comments about your drinking water or this report, please contact our Customer Service team at (408) 279-7900 or email customer.service@sjwater.com.

In Service,



Tanya Moniz-Witten
President, San Jose Water

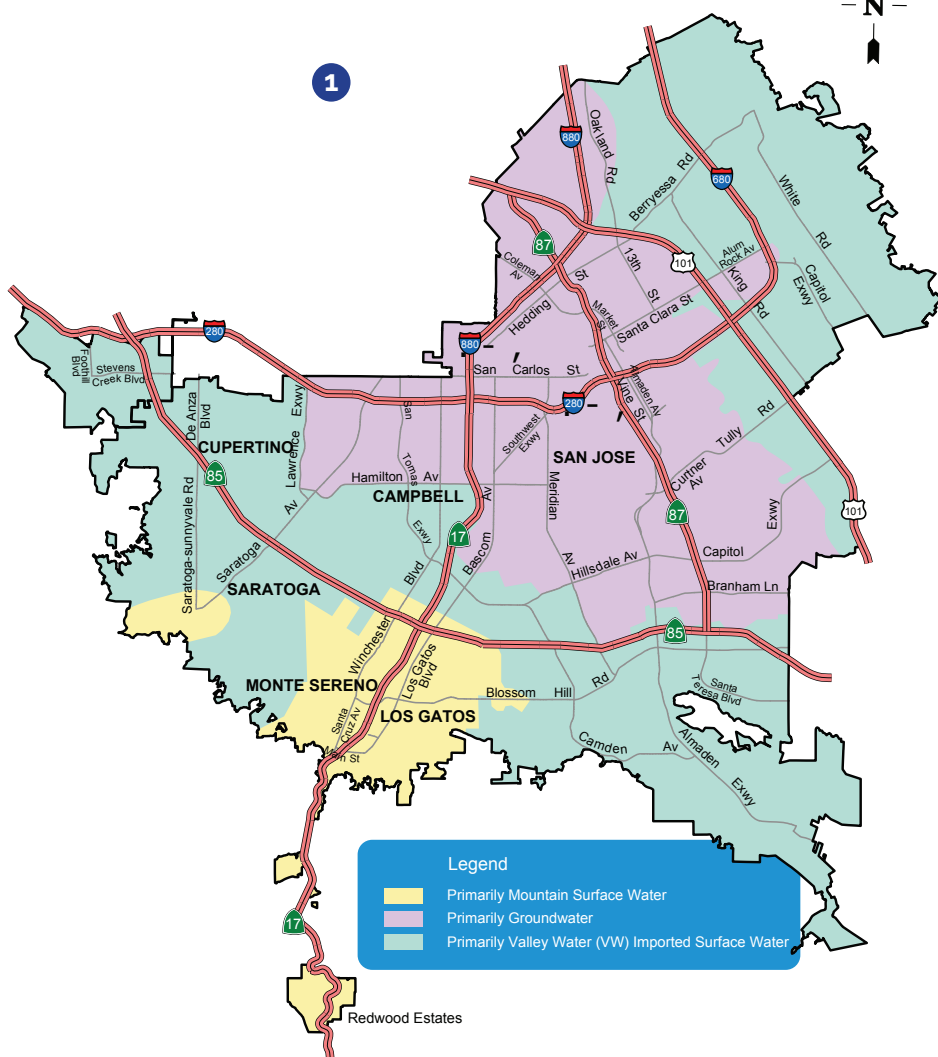


Tanya Moniz-Witten
President
San Jose Water

San Jose Water Service Area and Water Supply Sources

How to Read the Water Quality Table

- 1 Find your location on the map on this page. Note which is your source water area.
- 2 Go to this column in the tables on the following pages to find the parameter you are interested in. Remember – no news is good news!
- 3 This column notes the unit of measurement for the contaminant. For more information about these units see the Definitions section below.
- 4 This column lists the maximum contaminant level (MCL). The MCL is the highest level of a contaminant that is allowed in drinking water. Primary MCLs are set as close to the PHGs (or MCLGs) as is economically and technologically feasible. Secondary MCLs are set to protect the odor, taste, and appearance of drinking water.
- 5 This column lists the public health goal (PHG). At that amount or lower, there is no known or expected risk to health from the parameters' presence in drinking water. Not all listed parameters have state or federal goals.
- 6 Find the column that corresponds to the source water that primarily serves you. This is the amount of the parameter detected in your area's water.
- 7 The last column lists how the parameter typically gets into your drinking water.



IMPORTANT DEFINITIONS

Detection Limit for Purposes of Reporting (DLR):

The lowest level of a constituent that the Department of Public Health requires to be reported.

Maximum Contaminant Level Goal (MCLG): The level of a contaminant in drinking water, below which there is no known or expected risk to health. MCLGs are set by the U.S. Environmental Protection Agency.

Maximum Contaminant Level (MCL): The highest level of a contaminant that is allowed in drinking water. Primary MCLs are set as close to the PHGs (or MCLGs) as is economically and technologically feasible. Secondary MCLs are set to protect the odor, taste, and appearance of drinking water.

Maximum Residual Disinfectant Level (MRDL): The level of a disinfectant added for water treatment that may not be exceeded at consumer's tap.

Maximum Residual Disinfectant Level Goal (MRDLG): The level of a drinking water disinfectant below which there is no known or expected risk to health. MRDLGs do not reflect the benefits of the use of disinfectants to control microbial contaminants.

Not Applicable (N/A): Not applicable.

Not Detected (ND): If a constituent is not measured at or above a DLR, it is reported as ND.

Not Sampled (NS): Source designated non-vulnerable or testing not required.

Notification Level (NL): A non-regulatory, health-based advisory level for contaminants in drinking water that do not have established Maximum Contaminant Levels. Systems are required to report exceedances to their governing boards and Public Authorities.

Primary Drinking Water Standard (PDWS): MCLs and MRDLs for contaminants that affect health along with their monitoring and reporting requirements, and water treatment requirements.

Public Health Goal (PHG): The level of a contaminant in drinking water below which there is no known or expected risk to health. PHGs are set by the California Environmental Protection Agency.

Regulatory Action Level (AL): The concentration of a contaminant which, if exceeded, triggers treatment or other requirements that a water system must follow.

Response Level (RL): A non-regulatory, precautionary health-based level. Water systems are required to remove from service, provide treatment, or notify all impacted customers directly for any water source exceeding this level.

Treatment Technique (TT): A required process intended to reduce the level of a contaminant in drinking water.

UNITS

Nephelometric Turbidity Units (NTU): A measure of the cloudiness of the water.

One part per million (ppm): One milligram per liter (mg/L). One ppm corresponds to a single penny in \$10,000 or one minute in two years.

One part per billion (ppb): One microgram per liter (µg/L). One ppb corresponds to a single penny in \$10,000,000 or one minute in 1,900 years.

One part per trillion (ppt): One nanogram per liter (ng/L). One ppt corresponds to a single penny in \$10,000,000,000 or one minute in 19 million years.

pCi/L: Picocuries per liter, a measure of radioactivity.

TON: Threshold Odor Number, a measure of odor.

umho/cm: Micromho per centimeter, a measure of electrical conductivity.



SAN JOSE WATER

2024

The State Division of Drinking Water specifies monitoring frequencies for some parameters less often than annually because the concentrations do not change frequently. Some of our data, though representative, are more than a year old.

PRIMARY		Standards that help keep drinking water safe by setting limits on certain substances.				QUANTITY Present : 13		QUANTITY Tested but not Present : 72	
2	3	4	5	6		7		8	

PARAMETER	UNITS	MCL	PHG OR (MCLG)	MOUNTAIN SURFACE WATER		GROUNDWATER		VW SURFACE WATER		TYPICAL SOURCES ¹
SURFACE WATER PRIOR TO TREATMENT				AVERAGE	RANGE	AVERAGE	RANGE	AVERAGE	RANGE	
Cryptosporidium	oocysts/L	TT	(0)	ND	ND - 0.3 (2019 data)	N/A	N/A	ND	ND - 0.1	8
Giardia	cysts/L	TT	(0)	0.22	ND - 2 (2019 data)	N/A	N/A	ND	ND	8
SURFACE WATER TREATMENT				MAXIMUM		MAXIMUM		MAXIMUM		
Turbidity ¹	NTU	TT ≤ 1 NTU	N/A	0.3		0.9		0.3		9
	NTU	TT = 95% of samples ≤ 0.3 NTU	N/A	100%		100%		100%		

ENTRY POINT SAMPLES				AVERAGE	RANGE	AVERAGE	RANGE	AVERAGE	RANGE	TYPICAL SOURCES [^]
INORGANIC MATERIALS										
Aluminum	ppm	1	0.6	ND	ND - 0.051	ND	ND - 0.16	ND	ND - 0.05	1, 3
Arsenic	ppb	10	0.004	ND	ND	ND	ND - 8.1	ND	ND	1, 2, 4
Barium	ppm	1	2	ND	ND	0.18	ND - 0.3	ND	ND	1, 6
Chromium-6	ppb	10	0.02	ND	ND	3.2	ND - 8.2	ND	ND	1, 6
Fluoride (natural)	ppm	2	1	ND	ND	ND	ND - 0.13	ND	ND - 0.11	1, 6, 11
Fluoride (treated)	ppm	2	1	N/A ²	N/A ²	N/A ²	N/A ²	0.8 ³	0.6 - 0.9 ³	1, 6, 11
Nitrate + Nitrite (as N)	ppm	10	10	ND	ND	3.76	0.61-6.2	0.5	ND - 1.0	1, 2
Nitrate (as N)	ppm	10	10	ND	ND	3.0	ND - 6.5	ND	ND - 1.0	1, 2
Selenium	ppb	50	30	ND	ND	ND	ND	ND	ND	1, 2
RADIONUCLIDES										
Gross Alpha Activity	pCi/L	15	(0)	ND	ND - 5.19	ND	ND - 5.66	3.3	3.3	1
Combined Radium	pCi/L	5	(0)	ND	ND	ND	ND - 1.43	ND	ND	1
Uranium	pCi/L	20	0.43	ND	ND	ND	ND - 1.5	1.3	1.3	1
VOLATILE ORGANIC CHEMICALS										
1,1,1-Trichloroethane	ppb	200	1000	ND	ND	ND	ND - 1.1	ND	ND	6
1,1-Dichloroethylene	ppb	6	10	ND	ND	ND	ND - 0.83	ND	ND	6
DISINFECTION BYPRODUCTS										
Bromate	ppb	10	0.1	ND	ND	ND	ND	1.7	ND - 2.7	7

SJW DISTRIBUTION SYSTEM SAMPLES										
DISINFECTION		MRDL	MRDLG	RUNNING ANNUAL AVERAGE						TYPICAL SOURCES [^]
Total Chlorine	ppm	4.0 as Cl ₂	4 as Cl ₂	1.17						12
DISINFECTION BYPRODUCTS		MCL	PHG	HIGHEST SITE AVERAGE		RANGE				
Total Trihalomethanes	ppb	80	N/A	Samples Collected at Designated Sample Points:		76.96		3.12 - 76.96		7
Haloacetic Acids	ppb	60	N/A			35.80		ND - 35.8		7
MICROBIOLOGICAL CONTAMINANTS		MCL	MCLG	AVERAGE		HIGHEST MONTHLY %				
Coliform Bacteria	%	> 5% of monthly samples positive	0	Samples Collected at Designated Sample		0.13%		0.29%		8
LEAD AND COPPER		AL	PHG	90th PERCENTILE LEVEL		SITES ABOVE AL				
Lead	ppb	15	0.2	Samples Collected at Customers' Taps (2022):		< 5.0		0		1, 10
Copper	ppm	1.3	0.3			0.23		0		1, 10

Footnotes

¹ This parameter is only applicable to surface water treatment techniques.

² Fluoride was not added to these sources.

³ State regulations recommend an optimal fluoride level of 0.7 ppm be maintained in fluoridated treated water. Concentrations listed here are provided by San Jose Water's wholesaler.



SAN JOSE WATER

2024

SECONDARY

Standards that relate to aesthetic qualities such as taste, odor, and color but do not pose any health risk.

QUANTITY Present : 14
QUANTITY Tested but not Present : 2

PARAMETER	UNITS	SMCL	MOUNTAIN SURFACE		GROUNDWATER		VW SURFACE WATER		TYPICAL SOURCES [^]
			AVERAGE	RANGE	AVERAGE	RANGE	AVERAGE	RANGE	
Aluminum	ppb	200	ND	ND - 51	ND	ND - 160	ND	ND-51	1,3
Chloride	ppm	500	21	21	60	21-90	65	18 - 72	1,5
Color	CU	15	ND	ND - 8	ND	ND - 6	2	ND - 3	8
Hardness (as CaCO ₃)	ppm	N/A	155	155	364	155 - 545	119	82 - 168	1,8
Hardness (as CaCO ₃)	grains/gal	N/A	9	9	21	9 - 32	7	5 - 10	1,8
Iron	ppb	300	ND	ND	ND	ND - 420	ND	ND	1,4
Manganese	ppb	50	ND	ND - 4.9	ND	ND - 20	5	3 - 9	1
Odor - Threshold @ 60°C	TON	3	1.1	ND - 20	ND	ND	1.6	1.0 - 2.0	3,8
Silver	ppb	100	ND	ND	ND	ND - 0.11	ND	ND	6
Sodium	ppm	N/A	24	24	36	18 - 63	52	25 - 72	1,5,8
Specific Conductance	µmho/cm	1600	390	390	797	470 - 1100	478	300 - 580	1,5,8
Sulfate	ppm	500	33	33	53	37 - 73	66	35 - 82	1,4
Total Dissolved Solids	ppm	1000	235	220 - 250	458	280 - 640	273	166 - 326	1,5,8
Turbidity	NTU	5	ND	ND - 0.3	0.23	ND - 0.9	0.040	0.01 - 0.30	9
Zinc	ppm	5	ND	ND	ND	ND - 0.023	ND	ND	9

NOTIFICATION LEVELS

Health-based advisory levels that lack public health goals (PHGs).

QUANTITY Present : 5

PARAMETER	UNITS	NL	RL	MOUNTAIN SURFACE		GROUNDWATER		VW SURFACE WATER	
				AVERAGE	RANGE	AVERAGE	RANGE	AVERAGE	RANGE
Boron	ppb	1000	N/A	NS	NS	NS	NS	153	ND - 207
Perfluorohexanesulfonic acid (PFHxS)	ppt	3	20	ND	ND	2.95	ND - 7.8*	NS	NS
Perfluorooctanoic Acid (PFOA)	ppt	5.1	10	ND	ND	ND	ND - 2.9*	NS	NS
Perfluorooctyl Sulfonate (PFOS)	ppt	6.5	40	ND	ND	2.2	ND - 9.2*	NS	NS
Vanadium	ppb	50	N/A	NS	NS	NS	NS	3.0	1 - 3

*These results include results from wells that are offline and not used to serve water to customers.

[^]Typical Sources of Chemical Constituents

1. Erosion or leaching of natural deposits
2. Runoff and leaching from agriculture
3. Residue from some surface water treatment processes
4. Industrial waste
5. Seawater influence
6. Discharge from factories and metal degreasing sites
7. By-product of drinking water disinfection
8. Naturally present in the environment
9. Soil erosion and stream sediments
10. Internal corrosion of plumbing systems
11. Water additive for promotion of public health
12. Water additive used to control microbes



PFAS in Drinking Water

Staying ahead of new standards.

Per- and polyfluoroalkyl substances (PFAS), often referred to as “forever chemicals,” are synthetic compounds found in various consumer products. Recognizing their persistence in the environment and potential health risks, San Jose Water has been proactively monitoring and addressing PFAS in our water supply since 2019.

In April 2024, the U.S. Environmental Protection Agency (EPA) established the first national, legally enforceable drinking water standards for six PFAS compounds, including PFOA and PFOS. These standards set Maximum Contaminant Levels (MCLs) at 4 parts per trillion for PFOA and PFOS, and 10 parts per trillion for PFNA, PFHxS, and GenX chemicals, with compliance deadlines initially set for 2029 .

However, in May 2025, the EPA announced revisions to these regulations, extending the compliance deadline to 2031 and reconsidering standards for certain PFAS compounds .

Despite these federal adjustments, San Jose Water remains steadfast in our commitment to delivering safe, high-quality drinking water. We are continuing our proactive approach by:

- **Implementing Advanced Treatment Technologies:** We've completed pilot studies and selected effective treatment methods to remove PFAS from our water supply.
- **Accelerating Infrastructure Upgrades:** Design and permitting processes are underway for the installation of advanced PFAS treatment systems at affected groundwater wells.
- **Maintaining Transparency:** We are dedicated to keeping our customers informed about PFAS levels and our mitigation efforts.

For the latest updates on our PFAS response and water quality information, please visit www.sjwater.com/PFAS.



Water Quality Guidance

Source Water Assessment

An original assessment of the drinking water sources for SJW's water system was completed in December 2002 and is updated as new wells are brought online. SJW's wells are considered most vulnerable to one or more of the following activities, which have not been associated with any contaminants detected in the water supply: dry cleaners, automobile gas stations and repair shops, and underground storage tanks. Some of SJW's wells are also considered vulnerable to metal plating and finishing, photo processing/printing, electrical/electronics manufacturing, chemical/petroleum processing/storage, known contaminant plumes, and plastics/synthetics producers. SJW's surface supplies are considered most vulnerable to low density septic systems. Imported surface water purchased from Valley Water is considered most vulnerable to a variety of land use practices, such as agricultural and urban runoff, recreational activities, livestock grazing, as well as residential and industrial development. In addition, local sources are vulnerable to potential contamination from commercial stables and historic mining practices. Although these activities exist in areas near one or more of SJW's or Valley Water sources, physical barriers, treatment systems, and monitoring programs are in place to ensure that water supplied to our customers is not adversely affected. Customers seeking additional information are encouraged to contact SJW Customer Service at 408.279.7900.

Special Populations

Some people may be more vulnerable to contaminants in drinking water than the general population. Immuno-compromised persons such as persons with cancer undergoing chemotherapy, persons who have undergone organ transplants, people with HIV/AIDS or other immune system disorders, some elderly, and infants can be particularly at risk from infections. These people should seek advice about drinking water from their health care providers. USEPA/Centers for Disease Control (CDC) guidelines on appropriate means to lessen the risk of infection by *Cryptosporidium* and other microbial contaminants are available from the Safe Drinking Water Hotline (1-800-426-4791).

Drinking Water Regulation

Drinking water, including bottled water, may reasonably be expected to contain at least small amounts of some

contaminants. The presence of contaminants does not necessarily indicate that water poses a health risk. More information about contaminants and potential health effects can be obtained by calling the USEPA's Safe Drinking Water Hotline (1-800-426-4791). The sources of drinking water (both tap water and bottled water) include rivers, lakes, streams, ponds, reservoirs, springs, and wells. As water travels over the surface of the land or through the ground, it dissolves naturally-occurring minerals and, in some cases, radioactive material, and can pick up substances resulting from the presence of animals or from human activity.

Contaminants that may be present in source water include:

- Microbial contaminants, such as viruses and bacteria, which may come from sewage treatment plants, septic systems, agricultural livestock operations, and wildlife.
- Inorganic contaminants, such as salts and metals, that can be naturally-occurring or result from urban stormwater runoff, industrial or domestic wastewater discharges, oil and gas production, mining, or farming.
- Pesticides and herbicides that may come from a variety of sources such as agriculture, urban stormwater runoff, and residential uses.
- Organic chemical contaminants, including synthetic and volatile organic chemicals, that are byproducts of industrial processes and petroleum production, and can also come from gas stations, urban stormwater runoff, agricultural application, and septic systems.
- Radioactive contaminants, that can be naturally-occurring or be the result of oil and gas production and mining activities.

Lead

In order to ensure that tap water is safe to drink, the U.S. Environmental Protection Agency (USEPA) and the State Water Resources Control Board (State Board) prescribe regulations that limit the amount of certain contaminants in water provided by public water systems. State Board regulations also establish limits for contaminants in bottled water that provide the same protection for public health. If present, elevated levels of lead can cause serious health problems, especially for pregnant women and young children. Lead in drinking water is primarily from materials and components associated with service lines and home plumbing. San Jose Water is responsible for providing



Water Quality Guidance continued

high quality drinking water, but cannot control the variety of materials used in plumbing components. When your water has been sitting for several hours, you can minimize the potential for lead exposure by flushing your tap for 30 seconds to 2 minutes before using water for drinking or cooking. If you do so, you may wish to collect the flushed water and reuse it for another beneficial purpose, such as watering plants. If you are concerned about lead in your water, you may wish to have your water tested. Information on lead in drinking water, testing methods, and steps you can take to minimize exposure is available from the Safe Drinking Water Hotline or at <http://www.epa.gov/lead>.

Lead sampling in the system

Data from the 2022 round of Lead and Copper Rule (LCR) sampling can be found in the Primary Standards table under Lead and Copper. To make LCR sampling as meaningful as possible, SJW worked with the state Division of Drinking Water and an outside consultant to identify the areas of highest risk for lead exposure from drinking water in our system. Compliance is determined by the 90th percentile of sample results. The 90th percentile for SJW's 2022 lead results was below the lead detection limit, and both lead and copper results met regulatory standards. SJW's next round of LCR sampling will occur in 2025. If you have reason for concern about lead containing fixtures in your home, please feel free to contact us at (408) 279-7900 to request sampling.

Lead Sampling in Schools

In January 2018, Assembly Bill 746 went into effect requiring water utilities to collect lead samples in all daycare, preschool and kindergarten through 12th grade schools on public property to ensure students have access to safe drinking water. If a private school wished to have their water sampled, the head of the school could request lead testing from their water provider. The timeframe for sample collection ended in July of 2019. Over the span of the program, San Jose Water sampled 330 schools in our area, including all schools that requested sampling. Of the schools assessed, four initially had a result above the action level, but each was promptly resolved through corrective actions of replacing internal fixtures. For more information about sampling in your child's school, contact your school officials or check out the website at: https://www.waterboards.ca.gov/drinking_water/certlic/drinkingwater/leadsamplinginschools.html.

Fluoride

For information on fluoride in your water, please refer to our website at <https://www.sjwater.com/customer-care/help-information/fluoride>, or to see up-to-date concentrations local to your neighborhood.

Nitrate

Nitrate as Nitrogen (Nitrate-N) in drinking water at levels above 10 mg/L is a health risk for infants of less than six months of age. Such Nitrate-N levels in drinking water can interfere with the capacity of the infant's blood to carry oxygen, resulting in a serious illness; symptoms include shortness of breath and blueness of the skin. Nitrate-N levels above 10 mg/L may also affect the ability of the blood to carry oxygen in other individuals, such as pregnant women and those with certain specific enzyme deficiencies. If you are caring for an infant, or you are pregnant, you should ask advice from your health care provider.

Turbidity

Turbidity is a measure of the cloudiness of the water. We monitor it because it is a good indicator of the effectiveness of our filtration systems.

Reminder for Dialysis Patients and Aquarium Owners

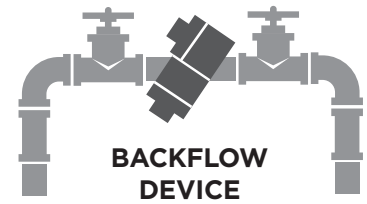
Chloramine and chlorine may be present in the water provided by SJW. These chemicals are used to protect public health by destroying disease-causing organisms. Except for a slight chlorinous taste or odor, these disinfectants will not cause any problems for the general public. However, home dialysis patients and aquarium owners must take special precautions before the water can be used in kidney dialysis machines or aquariums. Please consult your doctor or dialysis technician to be sure your home equipment is adequate and proper tests are being performed every time it is used. Before filling an aquarium or fish pond, the disinfectant must be removed. Your local tropical fish store can help determine the best water treatment for your fish.

To Learn More about the Quality of Your Water

Your drinking water is continually tested to ensure compliance with state and federal standards for quality and safety. This annual report summarizes the results of more than 18,000 water quality tests conducted throughout the year. If you have any questions about your water quality, service, or the information contained in this report, please call us at 408.279.7900, Monday to Friday between 8:30AM and 5:30PM. You may also contact the US EPA Safe Drinking Water Hotline at 800.426.4791 for additional public information about the Safe Drinking Water Act or US EPA's drinking water regulatory programs.

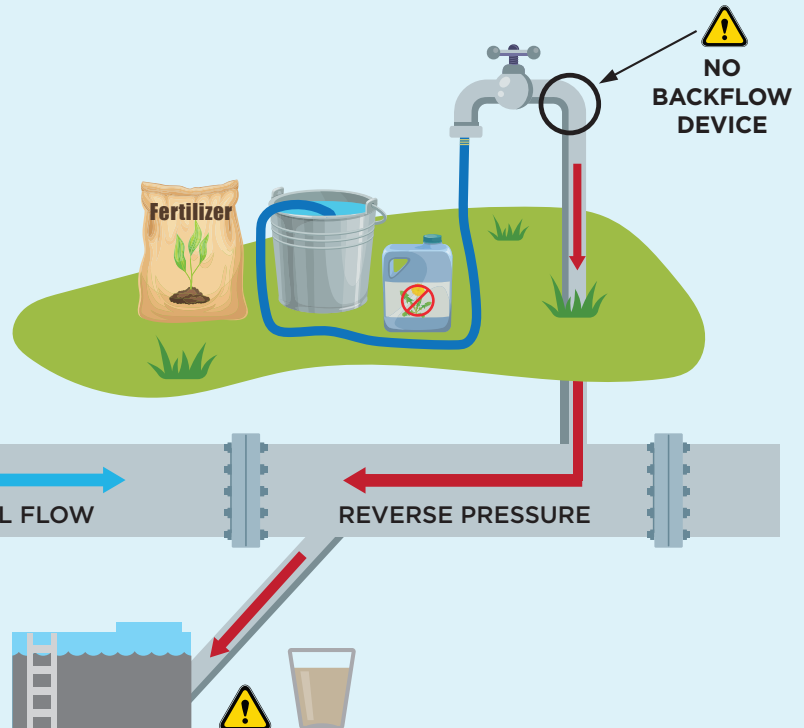
Are You Protected?

Keep contaminants out of your community's tap water by using a backflow preventing device.



HOW BACKFLOW CAN HAPPEN

- 1 Your home or business has a connection with the public water system. **Normally water flows directly from our main to your property.**
- 2 **Water pressure is reduced** because of a break in the water main or fire event using a lot of water suddenly.
- 3 The sudden drop in pressure can cause **water to reverse flow.**



- 4 **Dangerous contaminants** from the unprotected connection can now potentially **enter the drinking water supply.**

Backflow incidents can leave communities without safe tap water.
Make sure to do your part.

DO...

- **Install** prevention devices at all needed points on your property such as sprinklers, hose bibs, etc.
- **SJW provides testing for all backflow devices** that protect a metered service in our service area.
- **Keep the end of hoses off the ground** and clear of all possible contaminants.

DON'T...

- **Submerge hoses** in buckets, sinks, tubs, swimming pools, ponds or standing water.
- **Use spray attachments** (such as chemical solutions aspirators) to fertilize lawn/garden without a backflow prevention device.
- **Use a hose to unblock toilets or sewer pipes.**

Keep Your Community Safe.

Contact **San Jose Water** to make sure you're meeting the legal protection requirements **(408) 279-7900**.





Clean Water for Our Customers

This brochure provides a snapshot of last year's water quality data for San Jose Water (SJW). Included are details about where your water comes from and how your water quality compares to State standards. As a member of the Partnership for Safe Water, SJW remains focused on water quality and environmental stewardship to ensure continued delivery of safe and high quality water to our customers. Since joining the Partnership for Safe Water, SJW has increased distribution system residual disinfectant levels and outperformed industry benchmarks in early detection of leaks and reducing main breaks. These Partnership-related improvements have contributed to increased water service reliability and enhanced public health protection.

Drinking Water Information on the Internet

Detailed information about specific drinking water topics is available on the Internet. Visit our web site or any other of those listed below to find out more about water treatment, quality, and current regulations.

San Jose Water

<http://www.sjwater.com>

SWRCB Division of Drinking Water

https://www.waterboards.ca.gov/drinking_water/programs/

Valley Water

<http://www.valleywater.org>

United States Environmental Protection Agency

<http://www.epa.gov/ground-water-and-drinking-water>

American Water Works Association

<http://www.awwa.org>

This report contains important information about your drinking water. Please contact San Jose Water at 408.279.7900 for assistance.

This report is being sent to you in compliance with the Safe Drinking Water Act. Landlords, businesses and schools are encouraged to share this report with non-billed water customers at their locations. Additional copies are available free of charge by calling our office.

Este informe contiene información muy importante sobre su agua para beber. Favor de comunicarse San Jose Water a 408.279.7900 para asistirlo en español.

Se le está enviando este informe en conformidad con la Ley de Agua Potable Segura. Se alienta a los propietarios, negocios y escuelas a compartir este informe con los usuarios a los que no se cobra el agua en sus centros. Llame a nuestra oficina para obtener más copias sin costo.

Báo cáo này chứa thông tin quan trọng về nước uống của bạn. Xin vui lòng liên hệ San Jose Water tại 408.279.7900 để được trợ giúp bằng tiếng Việt.
Báo cáo này được gửi đến quý vị chiếu theo quy định của Đạo Luật Nước Uống An Toàn. Những người cho thuê nhà, chủ doanh nghiệp và nhà trường được khuyến khích chia sẻ bản báo cáo này với những người sử dụng nước tại chỗ nhưng không nhận hóa đơn. Quý vị có thể xin thêm miễn phí bản sao của báo cáo này bằng cách gọi văn phòng chúng tôi.

這份報告含有關於您的飲用水的重要訊息。請用以下地址和電話聯繫 San Jose Water 以獲得中文的幫助: 408.279.7900.

這份報告根據《安全飲用水法案》的規定寄發給您。請房東、企業業主以及學校當局將此報告內容與其所在地點不會收到水費帳單的自來水用戶分享。如需更多的免費報告副本，請致電本辦公室。



SAN JOSE WATER

San Jose Water

110 West Taylor St., San Jose, CA 95110

customer_service@sjwater.com | (408) 279-7900 | www.sjwater.com

Se Habla Español

At your service since 1866