

## 2023 Consumer Confidence Report

### Water System Information

Water System Name: Vista Grande Water Users Association (VGWUA) – CA4300550

Report Date: 6/25/2024

Type of Water Source(s) in Use: All water is purchased on San Jose Water (SJW) – Mountain Surface Water

Name and General Location of Source(s): See attached SJW CCR

Drinking Water Source Assessment Information: See attached SJW CCR

Time and Place of Regularly Scheduled Board Meetings for Public Participation: Meetings held as needed

For More Information, Contact: Beth Stark – VGWUA President, [vistagrandewaterua@gmail.com](mailto:vistagrandewaterua@gmail.com) (405) 990-7224

### About This Report

We test the drinking water quality for many constituents as required by state and federal regulations. This report shows the results of our monitoring for the period of January 1 to December 31, 2023 and may include earlier monitoring data.

### Importance of This Report Statement in Five Non-English Languages (Spanish, Mandarin, Tagalog, Vietnamese, and Hmong)

Language in Spanish: Este informe contiene información muy importante sobre su agua para beber. Favor de comunicarse VGWUA a 18330 Vista Grande Way Los Gatos, CA 95033 or (405) 990-7224 para asistirlo en español.

Language in Mandarin: 这份报告含有关于您的饮用水的重要讯息。请用以下地址和电话联系 VGWUA: 18330 Vista Grande Way Los Gatos, CA 95033 (405) 990-7224.

Language in Tagalog: Ang pag-uulat na ito ay naglalaman ng mahalagang impormasyon tungkol sa inyong inuming tubig. Mangyaring makipag-ugnayan sa VGWUA and 18330 Vista Grande Way Los Gatos, CA 95033 o tumawag sa (405) 990-7224 para matulungan sa wikang Tagalog.

Language in Vietnamese: Báo cáo này chứa thông tin quan trọng về nước uống của bạn. Xin vui lòng liên hệ VGWUA tại 18330 Vista Grande Way Los Gatos, CA 95033 or (405) 990-7224 để được hỗ trợ giúp bằng tiếng Việt.

Language in Hmong: Tsab ntawv no muaj cov ntsiab lus tseem ceeb txog koj cov dej haus. Thov hu rau VGWUA ntawm 18330 Vista Grande Way Los Gatos, CA 95033 or (405) 990-7224 rau kev pab hauv lus Askiv.

## Terms Used in This Report

Term	Definition
Level 1 Assessment	A Level 1 assessment is a study of the water system to identify potential problems and determine (if possible) why total coliform bacteria have been found in our water system.
Level 2 Assessment	A Level 2 assessment is a very detailed study of the water system to identify potential problems and determine (if possible) why an <i>E. coli</i> MCL violation has occurred and/or why total coliform bacteria have been found in our water system on multiple occasions.
Maximum Contaminant Level (MCL)	The highest level of a contaminant that is allowed in drinking water. Primary MCLs are set as close to the PHGs (or MCLGs) as is economically and technologically feasible. Secondary MCLs are set to protect the odor, taste, and appearance of drinking water.
Maximum Contaminant Level Goal (MCLG)	The level of a contaminant in drinking water below which there is no known or expected risk to health. MCLGs are set by the U.S. Environmental Protection Agency (U.S. EPA).
Maximum Residual Disinfectant Level (MRDL)	The highest level of a disinfectant allowed in drinking water. There is convincing evidence that addition of a disinfectant is necessary for control of microbial contaminants.
Maximum Residual Disinfectant Level Goal (MRDLG)	The level of a drinking water disinfectant below which there is no known or expected risk to health. MRDLGs do not reflect the benefits of the use of disinfectants to control microbial contaminants.
Primary Drinking Water Standards (PDWS)	MCLs and MRDLs for contaminants that affect health along with their monitoring and reporting requirements, and water treatment requirements.
Public Health Goal (PHG)	The level of a contaminant in drinking water below which there is no known or expected risk to health. PHGs are set by the California Environmental Protection Agency.
Regulatory Action Level (AL)	The concentration of a contaminant which, if exceeded, triggers treatment or other requirements that a water system must follow.
Secondary Drinking Water Standards (SDWS)	MCLs for contaminants that affect taste, odor, or appearance of the drinking water. Contaminants with SDWSs do not affect the health at the MCL levels.
Treatment Technique (TT)	A required process intended to reduce the level of a contaminant in drinking water.
Variances and Exemptions	Permissions from the State Water Resources Control Board (State Board) to exceed an MCL or not comply with a treatment technique under certain conditions.
ND	Not detectable at testing limit.
ppm	parts per million or milligrams per liter (mg/L)
ppb	parts per billion or micrograms per liter (µg/L)
ppt	parts per trillion or nanograms per liter (ng/L)
ppq	parts per quadrillion or picogram per liter (pg/L)
pCi/L	picocuries per liter (a measure of radiation)

## **Sources of Drinking Water and Contaminants that May Be Present in Source Water**

The sources of drinking water (both tap water and bottled water) include rivers, lakes, streams, ponds, reservoirs, springs, and wells. As water travels over the surface of the land or through the ground, it dissolves naturally-occurring minerals and, in some cases, radioactive material, and can pick up substances resulting from the presence of animals or from human activity.

Contaminants that may be present in source water include:

- Microbial contaminants, such as viruses and bacteria, that may come from sewage treatment plants, septic systems, agricultural livestock operations, and wildlife.
- Inorganic contaminants, such as salts and metals, that can be naturally-occurring or result from urban stormwater runoff, industrial or domestic wastewater discharges, oil and gas production, mining, or farming.
- Pesticides and herbicides, that may come from a variety of sources such as agriculture, urban stormwater runoff, and residential uses.
- Organic chemical contaminants, including synthetic and volatile organic chemicals, that are byproducts of industrial processes and petroleum production, and can also come from gas stations, urban stormwater runoff, agricultural application, and septic systems.
- Radioactive contaminants, that can be naturally-occurring or be the result of oil and gas production and mining activities.

## **Regulation of Drinking Water and Bottled Water Quality**

In order to ensure that tap water is safe to drink, the U.S. EPA and the State Board prescribe regulations that limit the amount of certain contaminants in water provided by public water systems. The U.S. Food and Drug Administration regulations and California law also establish limits for contaminants in bottled water that provide the same protection for public health.

## **About Your Drinking Water Quality**

### **Drinking Water Contaminants Detected**

Tables 1, 2, and 3 list all of the drinking water contaminants that were detected during the most recent sampling for the constituent. The presence of these contaminants in the water does not necessarily indicate that the water poses a health risk. The State Board allows us to monitor for certain contaminants less than once per year because the concentrations of these contaminants do not change frequently. Some of the data, though representative of the water quality, are more than one year old. Any violation of an AL, MCL, MRDL, or TT is asterisked. Additional information regarding the violation is provided later in this report.

**Table 1. Sampling Results Showing the Detection of Coliform Bacteria**

Microbiological Contaminants	Highest No. of Detections	No. of Months in Violation	MCL	MCLG	Typical Source of Bacteria
Total Coliform	(In a month) 0	0	TT	0	Naturally present in the environment
<i>E. coli</i>	(In the year) 0	0	TT(a)	0	Human and animal fecal waste

(a) Routine and repeat samples are total coliform-positive and either is *E. coli*-positive or system fails to take repeat samples following *E. coli*-positive routine sample or system fails to analyze total coliform-positive repeat sample for *E. coli*.

**Table 2. Sampling Results Showing the Detection of Lead and Copper**

Lead and Copper	Sample Date	No. of Samples Collected	90 <sup>th</sup> Percentile Level Detected	No. Sites Exceeding AL	AL	PHG	Violation	Typical Source of Contaminant
Lead (ppb)	2021	5	1.3	0	15	0.2	No	Internal corrosion of household water plumbing systems; discharges from industrial manufacturers; erosion of natural deposits
Copper (ppm)	2021	5	0.313	0	1.3	0.3	No	Internal corrosion of household plumbing systems; erosion of natural deposits; leaching from wood preservatives



**Table 3. Detection of Contaminants with a Primary Drinking Water Standard**

Chemical or Constituent (reporting units)	Sample Date	Level Detected	Range of Detections	MCL [MRDL]	PHG (MCLG) [MRDLG]	Typical Source of Contaminant
<b>Disinfection Byproducts, Disinfectant Residuals, and Disinfection Byproduct Precursors</b>						
TTHMs [Total Trihalomethanes] (ppb)	2023	20		80	NA	Byproduct of drinking water disinfection
HAA5 [Sum of 5 Haloacetic Acids] (ppb)	2023	18		60	NA	Byproduct of drinking water disinfection
Chlorine (ppm)	2023	1.4	0.25-3.12	[4]	[4]	Drinking water disinfectant added for treatment

### Additional General Information on Drinking Water

Drinking water, including bottled water, may reasonably be expected to contain at least small amounts of some contaminants. The presence of contaminants does not necessarily indicate that the water poses a health risk. More information about contaminants and potential health effects can be obtained by calling the U.S. EPA's Safe Drinking Water Hotline (1-800-426-4791).

Some people may be more vulnerable to contaminants in drinking water than the general population. Immuno-compromised persons such as persons with cancer undergoing chemotherapy, persons who have undergone organ transplants, people with HIV/AIDS or other immune system disorders, some elderly, and infants can be particularly at risk from infections. These people should seek advice about drinking water from their health care providers. U.S. EPA/Centers for Disease Control (CDC) guidelines on appropriate means to lessen the risk of infection by *Cryptosporidium* and other microbial contaminants are available from the Safe Drinking Water Hotline (1-800-426-4791).

**Lead-Specific Language:** If present, elevated levels of lead can cause serious health problems, especially for pregnant women and young children. Lead in drinking water is primarily from materials and components associated with service lines and home plumbing. VGWUA is responsible for providing high quality drinking water but cannot control the variety of materials used in plumbing components. When your water has been sitting for several hours, you can minimize the potential for lead exposure by flushing your tap for 30 seconds to 2 minutes before using water for drinking or cooking. If you are concerned about lead in your water, you may wish to have your water tested. Information on lead in drinking water, testing methods, and steps you can take to minimize exposure is available from the Safe Drinking Water Hotline (1-800-426-4791) or at <http://www.epa.gov/lead>.





## Annual Water Quality Report 2023



### Clean Water for Our Customers

This brochure provides a snapshot of last year's water quality data for San Jose Water (SJW). Included are details about where your water comes from and how your water quality compares to State standards. As a member of the Partnership for Safe Water, SJW remains focused on water quality and environmental stewardship to ensure continued delivery of safe and high quality water to our customers.

Since joining the Partnership for Safe Water, SJW has increased distribution system residual disinfectant levels and outperformed industry benchmarks in early detection of leaks and reducing main breaks. These Partnership-related improvements have contributed to increased water service reliability and enhanced public health protection.





Williams Station PFAS Treatment Rendering

## A Commitment to Water Quality

At San Jose Water (SJW), our top priority is to consistently provide high-quality drinking water that meets or exceeds state and federal standards. We are committed to maintaining the highest quality of water for our customers and conduct thorough testing to ensure compliance with all drinking water regulations.

### EPA Finalizes Nationwide PFAS Regulations

PFAS are manmade chemicals that have been widely used in industry and consumer products ranging from water-repellent clothing to firefighting foam. These chemicals, often referred to as “forever chemicals,” accumulate in both the environment and the human body due to their resistance to degradation.

On April 10, 2024, EPA announced and established the first-ever nationwide, legally enforceable drinking water standards to protect communities from PFAS in their drinking water.

EPA finalized a National Primary Drinking Water Regulation (NPDWR) establishing legally enforceable levels, called Maximum Contaminant Levels (MCLs), for six PFAS in drinking water. PFOA, PFOS, PFHxS, PFNA, and HFPO-DA as contaminants with individual MCLs, and PFAS mixtures containing at least two or more of PFHxS, PFNA, HFPO-DA, and PFBS using a Hazard Index MCL to account for the combined and co-occurring levels of these PFAS in drinking water. EPA also finalized health-based, non-enforceable Maximum Contaminant Level Goals (MCLGs) for these PFAS.

### PFAS Monitoring and UCMR5 Testing

SJW has been proactively monitoring PFAS compounds in all wells since 2019. Due to this proactive monitoring, ten wells were placed on standby for exceeding the notification level of 6.5 ppt between 2019 and 2020. Although these are on operational standby and do not run to the distribution system, the data from these wells is included in this report. Our monitoring has detected levels of PFHxS, a type of PFAS, above the notification levels set by the California State Water Resources Control Board Division of Drinking Water (DDW). The notification level is an advisory level based on health considerations,

not a regulatory standard. The levels of PFHxS detected in some of our wells are between 3 parts per trillion (ppt) and 6 ppt, well below the DDW’s response level of 20 ppt, and below the EPA’s MCL for PFHxS of 10 ppt.

In 2023 SJW also completed testing under the U.S. Environmental Protection Agency’s Fifth Unregulated Contaminant Monitoring Rule (UCMR5) program in addition to our routine monitoring. This program aims to monitor unregulated contaminants, including various PFAS compounds, in drinking water systems, and further advance laboratory analytical techniques. Many of the PFAS sampled for under the UCMR5 program are the same that SJW has been proactively monitoring since 2019. The results of this monitoring are presented in this report.

### Proactive Measures for PFAS Removal

In response to the detection of PFAS at some groundwater wells, SJW is actively working on the design of our first ion exchange PFAS treatment facility. With a capacity of 20,000 gallons per minute, this facility will be a significant step in our efforts to remove PFAS compounds, including PFHxS, from our water supply. Ion exchange technology is an effective method for trapping and removing PFAS molecules from the water.

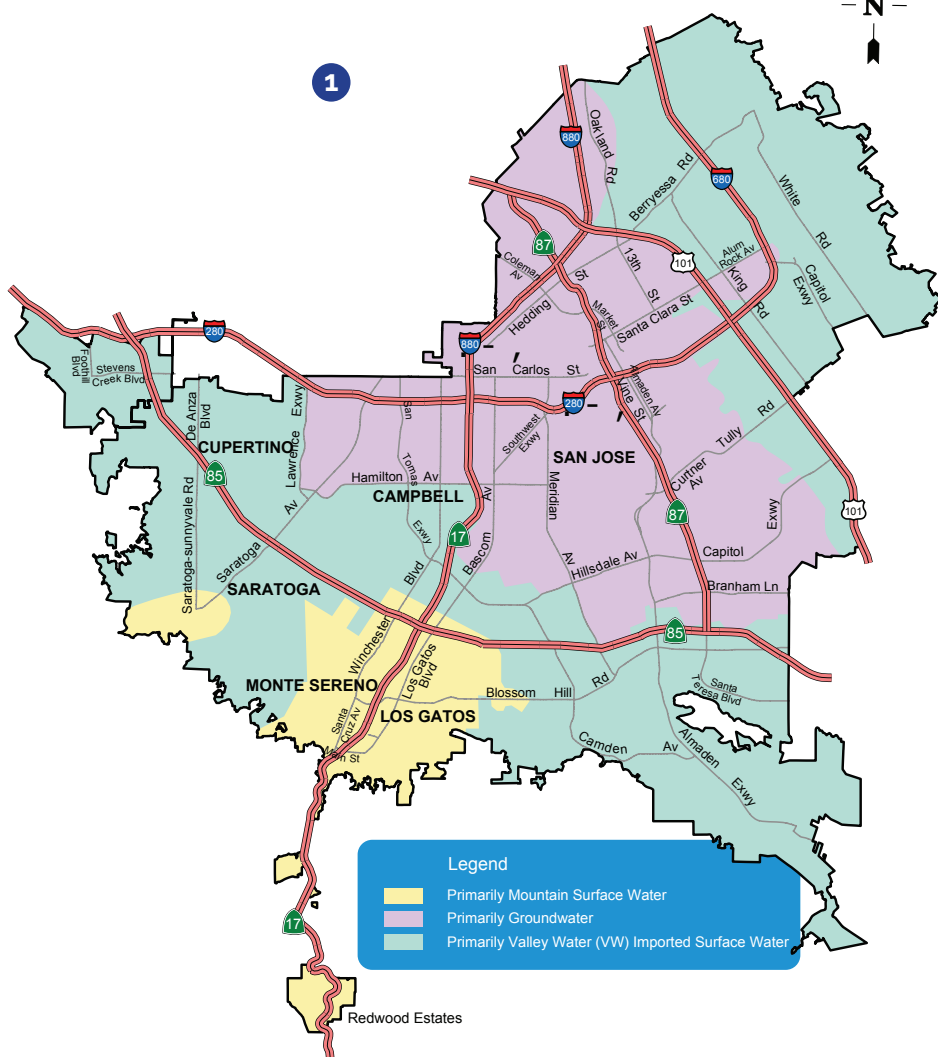
### A Commitment to Water Quality

SJW is dedicated to ensuring the quality and purity of our water supply. Our efforts to address PFAS levels in our groundwater, along with our participation in the UCMR5 testing program, demonstrate our commitment to public health and the environment. We are focused on providing clean water to our customers and are continually working to enhance our water quality and treatment processes.

# San Jose Water Service Area and Water Supply Sources

## How to Read the Water Quality Table

- 1 Find your location on the map on this page. Note which is your source water area.
- 2 Go to this column in the tables on the following pages to find the parameter you are interested in. Remember – no news is good news!
- 3 This column notes the unit of measurement for the contaminant. For more information about these units see the Definitions section below.
- 4 This column lists the maximum contaminant level (MCL). The MCL is the highest level of a contaminant that is allowed in drinking water. Primary MCLs are set as close to the PHGs (or MCLGs) as is economically and technologically feasible. Secondary MCLs are set to protect the odor, taste, and appearance of drinking water.
- 5 This column lists the public health goal (PHG). At that amount or lower, there is no known or expected risk to health from the parameters' presence in drinking water. Not all listed parameters have state or federal goals.
- 6 Find the column that corresponds to the source water that primarily serves you. This is the amount of the parameter detected in your area's water.
- 7 The last column lists how the parameter typically gets into your drinking water.



## IMPORTANT DEFINITIONS

**Detection Limit for Purposes of Reporting (DLR):** The lowest level of a constituent that the Department of Public Health requires to be reported.

**Maximum Contaminant Level Goal (MCLG):** The level of a contaminant in drinking water, below which there is no known or expected risk to health. MCLGs are set by the U.S. Environmental Protection Agency.

**Maximum Contaminant Level (MCL):** The highest level of a contaminant that is allowed in drinking water. Primary MCLs are set as close to the PHGs (or MCLGs) as is economically and technologically feasible. Secondary MCLs are set to protect the odor, taste, and appearance of drinking water.

**Maximum Residual Disinfectant Level (MRDL):** The level of a disinfectant added for water treatment that may not be exceeded at consumer's tap.

**Maximum Residual Disinfectant Level Goal (MRDLG):** The level of a drinking water disinfectant below which there is no known or expected risk to health. MRDLGs do not reflect the benefits of the use of disinfectants to control microbial contaminants.

**Not Applicable (N/A):** Not applicable.

**Not Detected (ND):** If a constituent is not measured at or above a DLR, it is reported as ND.

**Not Sampled (NS):** Source designated non-vulnerable or testing not required.

**Notification Level (NL):** A non-regulatory, health-based advisory level for contaminants in drinking water that do not have established Maximum Contaminant Levels. Systems are required to report exceedances to their governing boards and Public Authorities.

**Primary Drinking Water Standard (PDWS):** MCLs and MRDLs for contaminants that affect health along with their monitoring and reporting requirements, and water treatment requirements.

**Public Health Goal (PHG):** The level of a contaminant in drinking water below which there is no known or expected risk to health. PHGs are set by the California Environmental Protection Agency.

**Regulatory Action Level (AL):** The concentration of a contaminant which, if exceeded, triggers treatment or other requirements that a water system must follow.

**Response Level (RL):** A non-regulatory, precautionary health-based level. Water systems are required to remove from service, provide treatment, or notify all impacted customers directly for any water source exceeding this level.

**Treatment Technique (TT):** A required process intended to reduce the level of a contaminant in drinking water.

## UNITS

**Nephelometric Turbidity Units (NTU):** A measure of the cloudiness of the water.

**One part per million (ppm):** One milligram per liter (mg/L). One ppm corresponds to a single penny in \$10,000 or one minute in two years.

**One part per billion (ppb):** One microgram per liter (µg/L). One ppb corresponds to a single penny in \$10,000,000 or one minute in 1,900 years.

**One part per trillion (ppt):** One nanogram per liter (ng/L). One ppt corresponds to a single penny in \$10,000,000,000 or one minute in 19 million years.


**pCi/L:** Picocuries per liter, a measure of radioactivity.


**TON:** Threshold Odor Number, a measure of odor.

**umho/cm:** Micromho per centimeter, a measure of electrical conductivity.

# 2023 SJW Annual Water Quality Report

The State Division of Drinking Water specifies monitoring frequencies for some parameters less often than annually because the concentrations do not change frequently. Some of our data, though representative, are more than a year old.


**PRIMARY**


 Primary standards relate to public health.

**24** PRESENT

**82** TESTED BUT NOT PRESENT

2		3		4		5		6				7					
PARAMETER		UNITS		MCL		PHG OR (MCLG)		MOUNTAIN SURFACE WATER		GROUNDWATER		VW SURFACE WATER		TYPICAL SOURCES			
								AVERAGE		RANGE		AVERAGE		RANGE			
SURFACE WATER PRIOR TO TREATMENT																	
Cryptosporidium		oocysts/L		TT		(o)		ND		ND - 0.30		N/A		N/A		8	
Giardia		cysts/L		TT		(o)		0.22		ND - 2.0		N/A		N/A		8	
SURFACE WATER TREATMENT																	
								MAXIMUM		MAXIMUM		MAXIMUM					
Turbidity <sup>1</sup>		NTU		TT ≤ 1 NTU		N/A		0.13		0.22		0.3		9			
		NTU		TT = 95% of samples ≤ 0.3 NTU		N/A		100%		100%		100%					
ENTRY POINT SAMPLES																	
INORGANIC MATERIALS								AVERAGE		RANGE		AVERAGE		RANGE			
Aluminum		ppm		1		0.6		ND		ND - 0.14		ND		ND - 0.064		1, 3	
Arsenic		ppb		10		0.004		ND		ND		ND		ND - 4		1, 2, 4	
Barium		ppm		1		2		ND		ND		0.15		ND - 0.32		1, 6	
Chromium-6 <sup>2</sup>		ppb		N/A <sup>2</sup>		0.02		ND		ND		2.9		ND - 6.4		1, 6	
Fluoride		ppm		2		1		ND <sup>3</sup>		ND - 0.12 <sup>3</sup>		ND		ND - 0.13		1, 6, 11	
Fluoride (treated) <sup>4</sup>		ppm		2		1		N/A		N/A		N/A		N/A		1, 6, 11	
Nitrate (as N)		ppm		10		10		ND		ND		3.2		0.6-6.4		1, 2	
Selenium		ppb		50		30		ND		ND		ND		ND		1, 2	
RADIONUCLIDES																	
Gross Alpha Activity		pCi/L		15		(o)		ND		ND		ND		ND - 10.3		1	
Combined Radium		pCi/L		5		(o)		ND		ND		ND		ND - 2.6		1	
Uranium		pCi/L		20		0.43		ND		ND		0.430		ND - 1.3		1	
VOLATILE ORGANIC CHEMICALS																	
1,1,1-Trichloroethane		ppb		200		1000		ND		ND		ND		ND - 1.4		6	
1,1,2-Trichloroethane		ppb		5		0.3		ND		ND		ND		ND-3.6		6	
1,2,3-Trichloropropane		ppt		5		0.7		ND		ND		ND		ND - 0.77		6	
1,1-Dichloroethylene		ppb		6		10		ND		ND		ND		ND - 0.61		6	
DISINFECTION BY PRODUCTS																	
Bromate		ppb		10		0.1		ND		ND		ND		ND		7	
SJW DISTRIBUTION SYSTEM SAMPLES																	
DISINFECTION				MRDL		MRDLG		RUNNING ANNUAL AVERAGE									
Total Chlorine		ppm		4.0 as Cl <sub>2</sub>		4 as Cl <sub>2</sub>		1.67								12	
DISINFECTION BY PRODUCTS				MCL		PHG						Highest Locational Running Average		Range of Yearly Results			
Total Trihalomethanes		ppb		80		N/A		Samples Collected at Designated Sample Points:				68		ND - 59.63		7	
Haloacetic Acids		ppb		60		N/A						39		ND - 39.6		7	
MICROBIOLOGICAL CONTAMINANTS				MCL		MCLG						AVERAGE %		HIGHEST MONTHLY %			
Coliform Bacteria		%		> 5% of monthly samples positive		0		Samples Collected at Designated Sample Points:				0.48%		1.03%		8	
LEAD AND COPPER				AL		PHG						90 <sup>th</sup> PERCENTILE LEVEL		SITES ABOVE AL			
Lead		ppb		15		0.2		Samples Collected at Customers' Taps (2022):				< 5.0		0		1, 10	
Copper		ppm		1.3		0.3						0.23		0		1, 10	

<sup>1</sup> This Consumer Confidence Report (CCR) reflects changes in drinking water regulatory requirement that add the requirements of the federal Revised Total Coliform Rule, effective since April 1, 2016, to the existing state Total Coliform Rule. The revised rule maintains the purpose to protect public health by ensuring the integrity of the drinking water distribution system and monitoring for the presence of microbials (i.e., total coliform and *E. coli* bacteria). The U.S. EPA anticipates greater public health protection as the rule requires water systems that are vulnerable to microbial contamination to identify and fix problems. Water systems that exceed a specified frequency of total coliform occurrences are required to conduct an assessment to determine if any sanitary defects exist. If found, these must be corrected by the water system. The state Revised Total Coliform Rule became effective July 1, 2021.





## SECONDARY



Secondary standards relate to aesthetic qualities such as taste, odor, and color but do not pose any health risk.

14

PRESENT

4

TESTED BUT NOT PRESENT

PARAMETER	UNITS	SMCL	MOUNTAIN SURFACE WATER		GROUNDWATER		VW SURFACE WATER		TYPICAL SOURCES
			AVERAGE	RANGE	AVERAGE	RANGE	AVERAGE	RANGE	
Aluminum	ppb	200	ND	ND - 0.14	ND	ND - 0.064	ND	ND	1,3
Chloride	ppm	500	20	17-23	54	38-66	42	11 - 64	1,5
Color	CU	15	5-5	3-8	ND	ND-10	3.7	1 - 5	8
Hardness (as CaCO <sub>3</sub> )	ppm	N/A	133	107-158	376	210-503	86	37 - 117	1,8
Hardness (as CaCO <sub>3</sub> )	grains/gal	N/A	8	6-9	22	12 - 29	5	2 - 7	1,8
Iron	ppb	300	ND	ND	ND	ND - 230	ND	ND	1,4
Manganese	ppb	50	ND	ND - 10	ND	ND - 3.9	6	4 - 10	1
Odor - Threshold @ 60°C	TON	3	ND	ND	ND	ND	1.8	1.4 - 2.0	3,8
Silver	ppb	100	ND	ND	ND	ND	ND	ND	6
Sodium	ppm	N/A	20	19-20	33	16-52	42	20 - 57	1,5,8
Specific Conductance	µmho/cm	1600	285	260-310	665	430-920	391	188 - 512	1,5,8
Sulfate	ppm	500	27	20-34	59	38-89	56	34 - 78	1,4
Total Dissolved Solids	ppm	500	188	160-210	475	290 - 660	226	115 - 294	1,5,8
Turbidity	NTU	5	0.33	0.1-0.55	0.22	ND - 1.8	0.040	0.01 - 0.3	9
Zinc	NTU	5	ND	ND - 0.003	ND	ND - 0.19	ND	ND	9



## NOTIFICATION LEVELS

Notification levels are health-based advisory levels that lack public health goals (PHGs).

6

PRESENT



PARAMETER	UNITS	NL	RL	MOUNTAIN SURFACE WATER		GROUNDWATER		VW SURFACE WATER	
				AVERAGE	RANGE	AVERAGE	RANGE	AVERAGE	RANGE
Boron	ppb	1000	N/A	ND (2019 data)	NS	160 (2019 data)	150-160	50	ND - 168
Chlorate	ppb	800	N/A	NS	NS	NS	NS	127	68 - 265
Perfluorohexanesulfonic acid (PFHxS)	ppt	3	20	ND	ND	2.9	ND - 8.8	NS	NS
Perfluorooctanoic Acid (PFOA)	ppt	5.1	10	ND	ND	ND	ND - 2.8	NS	NS
Perfluorooctyl Sulfonate (PFOS)	ppt	6.5	40	ND	ND	2.2	ND - 8.3	NS	NS
Vanadium	ppb	50	N/A	NS	NS	NS	NS	1.7	1 - 3

## UCMR 5 RESULTS

The Environmental Protection Agency (EPA) gathers data for various unregulated contaminants through the Unregulated Contaminant Monitoring Rule (UCMR). During the fifth installment, (UCMR 5), certain public water systems were required to monitor for 29 per- and polyfluoroalkyl substances (PFAS) and lithium in drinking water. Below is the data detected from our participation in UCMR 5.

To see all data from the UCMR 5 program, please visit:

<https://www.epa.gov/dwucmr/fifth-unregulated-contaminant-monitoring-rule-data-finder#data-finder>

PARAMETER	Range of Results
Lithium (µg/L)	ND-10
Perfluorohexanesulfonic Acid [PFHxS] (ppt)	ND-5.5
Perfluorooctyl Sulfonate [PFOS] (ppt)	ND-6.2

7

### Typical Sources of Chemical Constituents

- Erosion or leaching of natural deposits
- Runoff and leaching from agriculture
- Residue from some surface water treatment processes
- Industrial waste
- Seawater influence
- Discharge from factories and metal degreasing sites
- By-product of drinking water disinfection
- Naturally present in the environment
- Soil erosion and stream sediments
- Internal corrosion of plumbing systems
- Water additive for promotion of public health
- Water additive used to control microbes

### Footnotes

1 This parameter is only applicable to surface water treatment techniques

2 At the time this data was collected, there was no MCL for chromium-6. The previous MCL of 10 ppb was withdrawn on September 11, 2017. There is also currently no detection limit for reporting. All results less than 1 ppb are considered ND. SJW is continuing to report the sample results for informational purposes.

3 Fluoride was not added to these sources.

4 State regulations recommend an optimal fluoride level of 0.7 ppm be maintained in fluoridated treated water. Concentrations listed here are provided by San Jose Water's wholesalers.

**Violation Notices:** These incidents were not emergencies, but, as our customers, you have a right to know what happened. All customers directly impacted by these events were notified directly via mail.

#### Williams Well #10- May 5, 2023

A routine sample of the untreated groundwater collected at one of our wells on May 5, 2023, had a positive *E. coli* result. The well was immediately removed from service.

Drinking water regulations require that we report any *E. coli* positive to the Division of Drinking Water (DDW) within 24 hours. Additionally, since the detection of an *E. coli* positive sample qualifies as a potential significant rise in bacterial count, we were required to perform investigations and submit reports to DDW within 24-hours and 30 days of the positive sample. While we conducted an internal investigation which included additional sampling along with the analysis of routine samples and site inspections, we failed to notify DDW within 24-hours of the positive sample and failed to perform a formal investigation and submit reports regarding a potential significant rise in bacterial count.

**The untreated groundwater was not delivered to our customers' homes. The water delivered during this incident was treated with chlorine for disinfection and continued to comply with drinking water quality requirements.**

**Corrective Actions:** We have fortified our communications protocols regarding positive total coliform and *E. coli* sample reporting to include multiple checks and balances and have retrained all staff on the new Standard Operating Procedures.

#### Saratoga Filter Plant - June 1, 2023

Drinking water standards require drinking water suppliers to use multibarrier treatment and continuous disinfection to meet specific removal requirements for regulated microbial constituents. After filtration, the drinking water must sit in contact with enough chlorine (disinfectant) over a period of time before entering the distribution system to achieve "log performance removal" which amounts to the reduction of 99.99% of microorganisms. On June 1, 2023, a failure of the chlorination system at San Jose Water's Saratoga Filter Plant resulted in a failure to maintain continuous disinfection. Approximately 50,000 gallons of filtered water entered the distribution system for 21 minutes between 4:32 PM and 4:53 PM that did not meet standards.

**Corrective Actions:** The Saratoga Filter Plant was shut down at 4:53 pm on June 1, 2023, and remained offline while we completed repairs and implemented additional control measures throughout the treatment process.



Sludge holding tank at Montevina Treatment Plant

## Water Quality Guidance

### Source Water Assessment

An original assessment of the drinking water sources for SJW's water system was completed in December 2002 and is updated as new wells are brought online. SJW's wells are considered most vulnerable to one or more of the following activities, which have not been associated with any contaminants detected in the water supply: dry cleaners, automobile gas stations and repair shops, and underground storage tanks. Some of SJW's wells are also considered vulnerable to metal plating and finishing, photo processing/printing, electrical/electronics manufacturing, chemical/petroleum processing/storage, known contaminant plumes, and plastics/synthetics producers. SJW's surface supplies are considered most vulnerable to low density septic systems. Imported surface water purchased from Valley Water is considered most vulnerable to a variety of land use practices, such as agricultural and urban runoff, recreational activities, livestock grazing, as well as residential and industrial development. In addition, local sources are vulnerable to potential contamination from commercial stables and historic mining practices. Although these activities exist in areas near one or more of SJW's or Valley Water sources, physical barriers, treatment systems, and monitoring programs are in place to ensure that water supplied to our customers is not adversely affected. Customers seeking additional information are encouraged to contact SJW Customer Service at 408.279.7900.

### Special Populations

Some people may be more vulnerable to contaminants in drinking water than the general population. Immuno-compromised persons such as persons with cancer undergoing chemotherapy, persons who have undergone organ transplants, people with HIV/AIDS or other immune system disorders, some elderly, and infants can be particularly at risk from infections. These people should seek advice about drinking water from their health care providers. USEPA/ Centers for Disease Control (CDC) guidelines on appropriate

means to lessen the risk of infection by *Cryptosporidium* and other microbial contaminants are available from the Safe Drinking Water Hotline (1-800-426-4791).

### Drinking Water Regulation

Drinking water, including bottled water, may reasonably be expected to contain at least small amounts of some contaminants. The presence of contaminants does not necessarily indicate that water poses a health risk. More information about contaminants and potential health effects can be obtained by calling the USEPA's Safe Drinking Water Hotline (1-800-426-4791). The sources of drinking water (both tap water and bottled water) include rivers, lakes, streams, ponds, reservoirs, springs, and wells. As water travels over the surface of the land or through the ground, it dissolves naturally-occurring minerals and, in some cases, radioactive material, and can pick up substances resulting from the presence of animals or from human activity.

Contaminants that may be present in source water include:

- Microbial contaminants, such as viruses and bacteria, which may come from sewage treatment plants, septic systems, agricultural livestock operations, and wildlife.
- Inorganic contaminants, such as salts and metals, that can be naturally-occurring or result from urban stormwater runoff, industrial or domestic wastewater discharges, oil and gas production, mining, or farming.
- Pesticides and herbicides that may come from a variety of sources such as agriculture, urban stormwater runoff, and residential uses.
- Organic chemical contaminants, including synthetic and volatile organic chemicals, that are byproducts of industrial processes and petroleum production, and can also come from gas stations, urban stormwater runoff, agricultural application, and septic systems.
- Radioactive contaminants, that can be naturally-occurring or be the result of oil and gas production and mining activities.



## Lead

In order to ensure that tap water is safe to drink, the U.S. Environmental Protection Agency (USEPA) and the State Water Resources Control Board (State Board) prescribe regulations that limit the amount of certain contaminants in water provided by public water systems. State Board regulations also establish limits for contaminants in bottled water that provide the same protection for public health. If present, elevated levels of lead can cause serious health problems, especially for pregnant women and young children. Lead in drinking water is primarily from materials and components associated with service lines and home plumbing. San Jose Water is responsible for providing high quality drinking water, but cannot control the variety of materials used in plumbing components. When your water has been sitting for several hours, you can minimize the potential for lead exposure by flushing your tap for 30 seconds to 2 minutes before using water for drinking or cooking. If you do so, you may wish to collect the flushed water and reuse it for another beneficial purpose, such as watering plants. If you are concerned about lead in your water, you may wish to have your water tested. Information on lead in drinking water, testing methods, and steps you can take to minimize exposure is available from the Safe Drinking Water Hotline or at <http://www.epa.gov/lead>.

### Lead sampling in the system

Data from the 2022 round of Lead and Copper Rule (LCR) sampling can be found in the Primary Standards table under Lead and Copper. To make LCR sampling as meaningful as possible, SJW worked with the state Division of Drinking Water and an outside consultant to identify the areas of highest risk for lead exposure from drinking water in our system. Compliance is determined by the 90<sup>th</sup> percentile of sample results. The 90<sup>th</sup> percentile for SJW's 2022 lead results was below the lead detection limit, and both lead and copper results met regulatory standards. SJW's next round of LCR sampling will occur in 2025. If you have reason for concern about lead containing fixtures in your home, please feel free to contact us at (408) 279-7900 to request sampling.

### Lead Sampling in Schools

In January 2018, Assembly Bill 746 went into effect requiring water utilities to collect lead samples in all daycare, preschool and kindergarten through 12<sup>th</sup> grade schools on public property to ensure students have access to safe drinking water. If a private school wished to have their water sampled, the head of the school could request lead testing from their water provider. The timeframe for sample collection ended in July of 2019. Over the span of the program, San Jose Water sampled 330 schools in our area, including all schools that requested sampling. Of the schools assessed, four initially had a result above the action level, but each was promptly resolved through corrective actions of replacing internal fixtures. For more information about sampling in your child's school, contact your school officials or check out the website at: [https://www.waterboards.ca.gov/drinking\\_water/certlic/drinkingwater/leadsamplinginschools.html](https://www.waterboards.ca.gov/drinking_water/certlic/drinkingwater/leadsamplinginschools.html).

## Fluoride

For information on fluoride in your water, please refer to our website at <https://www.sjwater.com/customer-care/help-information/fluoride>, or to see up-to-date concentrations local to your neighborhood.

## Nitrate

Nitrate as Nitrogen (Nitrate-N) in drinking water at levels above 10 mg/L is a health risk for infants of less than six months of age. Such Nitrate-N levels in drinking water can interfere with the capacity of the infant's blood to carry oxygen, resulting in a serious illness; symptoms include shortness of breath and blueness of the skin. Nitrate-N levels above 10 mg/L may also affect the ability of the blood to carry oxygen in other individuals, such as pregnant women and those with certain specific enzyme deficiencies. If you are caring for an infant, or you are pregnant, you should ask advice from your health care provider.

## Turbidity

Turbidity is a measure of the cloudiness of the water. We monitor it because it is a good indicator of the effectiveness of our filtration systems.

## Reminder for Dialysis Patients and Aquarium Owners

Chloramine and chlorine may be present in the water provided by SJW. These chemicals are used to protect public health by destroying disease-causing organisms. Except for a slight chlorinous taste or odor, these disinfectants will not cause any problems for the general public. However, home dialysis patients and aquarium owners must take special precautions before the water can be used in kidney dialysis machines or aquariums. Please consult your doctor or dialysis technician to be sure your home equipment is adequate and proper tests are being performed every time it is used. Before filling an aquarium or fish pond, the disinfectant must be removed. Your local tropical fish store can help determine the best water treatment for your fish.

## To Learn More about the Quality of Your Water

Your drinking water is continually tested to ensure compliance with state and federal standards for quality and safety. This annual report summarizes the results of more than 18,000 water quality tests conducted throughout the year. If you have any questions about your water quality, service, or the information contained in this report, please call us at 408.279.7900, Monday to Friday between 8:30AM and 5:30PM. You may also contact the US EPA Safe Drinking Water Hotline at 800.426.4791 for additional public information about the Safe Drinking Water Act or US EPA's drinking water regulatory programs.







San Jose Water  
110 West Taylor St., San Jose, CA 95110  
customer\_service@sjwater.com  
(408) 279-7900 • www.sjwater.com  
Se Habla Español  
*At your service since 1866*

Williams Well

## Drinking Water Information on the Internet

Detailed information about specific drinking water topics is available on the Internet. Visit our web site or any other of those listed below to find out more about water treatment, quality, and current regulations.

**San Jose Water**  
<http://www.sjwater.com>

**Valley Water**  
<http://www.valleywater.org>

**American Water Works Association**  
<http://www.awwa.org>

**SWRCB Division of Drinking Water**  
[https://www.waterboards.ca.gov/drinking\\_water/programs/](https://www.waterboards.ca.gov/drinking_water/programs/)

**United States Environmental Protection Agency**  
<http://www.epa.gov/ground-water-and-drinking-water>

This report contains important information about your drinking water. Please contact San Jose Water at 408.279.7900 for assistance.

This report is being sent to you in compliance with the Safe Drinking Water Act. Landlords, businesses and schools are encouraged to share this report with non-billed water customers at their locations. Additional copies are available free of charge by calling our office.

Este informe contiene información muy importante sobre su agua para beber. Favor de comunicarse San Jose Water a 408.279.7900 para asistirlo en español. Se le está enviando este informe en conformidad con la Ley de Agua Potable Segura. Se alienta a los propietarios, negocios y escuelas a compartir este informe con los usuarios a los que no se cobra el agua en sus centros. Llame a nuestra oficina para obtener más copias sin costo.

Báo cáo này chứa thông tin quan trọng về nước uống của bạn. Xin vui lòng liên hệ San Jose Water tại 408.279.7900 để được trợ giúp bằng tiếng Việt. Báo cáo này được gửi đến quý vị chiếu theo quy định của Đạo Luật Nước Uống An Toàn. Những người cho thuê nhà, chủ doanh nghiệp và nhà trường được khuyến khích chia sẻ bản báo cáo này với những người sử dụng nước tại chỗ nhưng không nhận hóa đơn. Quý vị có thể xin thêm miễn phí bản sao của báo cáo này bằng cách gọi văn phòng chúng tôi.

這份報告含有關於您的飲用水的重要訊息。請用以下地址和電話聯繫 San Jose Water 以獲得中文的幫助: 408.279.7900.

這份報告根據《安全飲用水法案》的規定寄發給您。請房東、企業業主以及學校當局將此報告內容與其所在地點不會收到水費帳單的自來水用戶分享。如需更多的免費報告副本，請致電本辦公室。