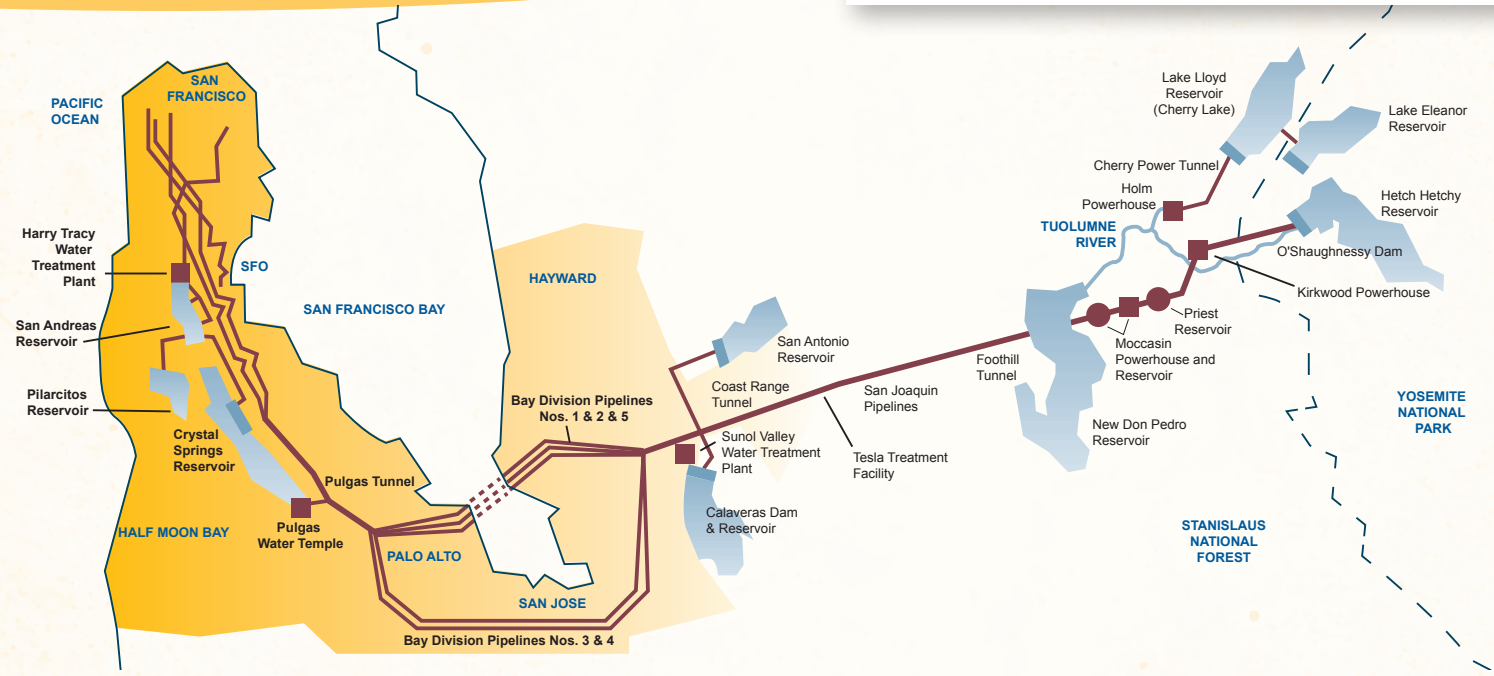
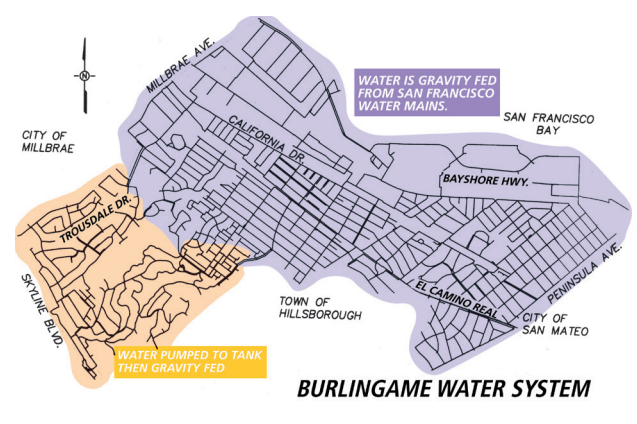


BURLINGAME WATER SYSTEM SERVICE AREA

The City of Burlingame purchases all of its water from San Francisco Public Utilities Commission (SFPUC). The San Francisco Regional Water System (SFRWS) has several large pipelines running through town. We have several metered connections at various locations throughout the city. These connections feed directly into the Aqueduct Zone (purple area on map). Water is pumped to the higher elevations by booster pump stations and to storage reservoirs. The City of Burlingame has several pressure reducing valves to regulate the water pressure in higher elevation areas.



Our Drinking Water Sources and Treatment

The San Francisco Regional Water System (SFRWS)'s major drinking water supply consists of surface water and groundwater that are well protected and carefully managed by the San Francisco Public Utilities Commission (SFPUC). These sources are diverse in both the origin and the location with the surface water stored in reservoirs located in the Sierra Nevada, Alameda County and San Mateo County, and groundwater stored in a deep aquifer located in the northern part of San Mateo County.

To meet drinking water standards for consumption, all surface water supplies from SFRWS undergo treatment before it is delivered to our customers. Water from the Hetch Hetchy Reservoir is exempt from state and federal filtration requirements but receives the following treatment: ultraviolet light and chlorine disinfection, pH adjustment for optimum corrosion control, fluoridation for dental health protection, and chloramination for maintaining disinfectant residual and minimizing the formation of regulated disinfection byproducts. Water from local Bay Area reservoirs in Alameda County and San Mateo County is delivered to Sunol Valley Water Treatment Plant (SVWTP) and Harry Tracy Water Treatment Plant (HTWTP), respectively, and is treated by filtration, disinfection, fluoridation, optimum corrosion control and taste and odor removal processes. In 2020, a small amount of groundwater from five of the eight recently completed wells was intermittently added to the SFRWS's surface water supply.

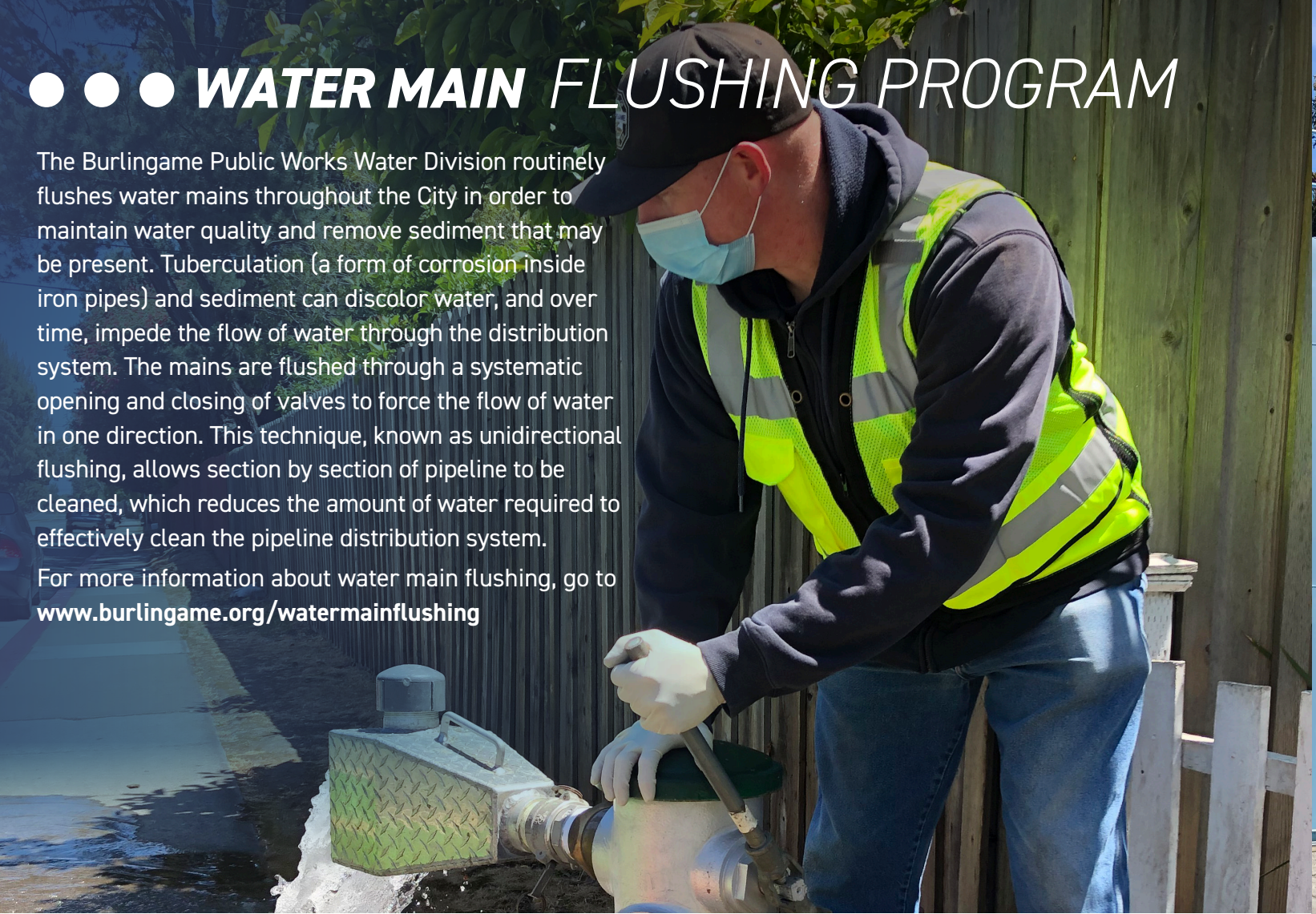
Watersheds Protection

SFRWS conducts watershed sanitary surveys for the Hetch Hetchy source annually and for non-Hetch Hetchy surface water sources every five years. The latest sanitary surveys for the non-Hetch Hetchy watersheds were completed in 2021 for the period of 2016-2020. All these surveys together with our stringent watershed protection management activities were completed with support from partner agencies including National Park Service and US Forest Service. The purposes of the surveys are to evaluate the sanitary conditions and water quality of the watersheds and to review results of watershed management activities conducted in the preceding years. Wildlife, stock, and human activities continue to be the potential contamination sources. You may contact the San Francisco District office of the State Water Resources Control Board's Division of Drinking Water (SWRCB-DDW) at 510-620-3474 for the review of these reports.



● ● ● **WATER MAIN FLUSHING PROGRAM**

The Burlingame Public Works Water Division routinely flushes water mains throughout the City in order to maintain water quality and remove sediment that may be present. Tuberculation (a form of corrosion inside iron pipes) and sediment can discolor water, and over time, impede the flow of water through the distribution system. The mains are flushed through a systematic opening and closing of valves to force the flow of water in one direction. This technique, known as unidirectional flushing, allows section by section of pipeline to be cleaned, which reduces the amount of water required to effectively clean the pipeline distribution system. For more information about water main flushing, go to www.burlingame.org/watermainflushing



Burlingame
2020 WATER QUALITY REPORT

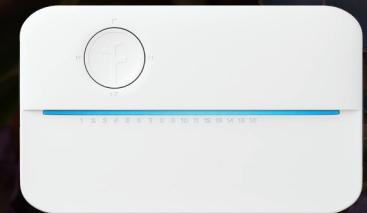


PWSID# CA4110003

Conservation Programs and Resources

Smart Irrigation Controller Program

The City of Burlingame is partnering with Rachio to offer single-family residential customers a discount on the Rachio 3 Smart Sprinkler Controller. This device helps you monitor and manage watering your lawn from anywhere using a smartphone app. You can create tailored schedules, make automatic weather adjustments, and maintain a water-efficient yard.



Rain Barrel Rebate

Capture rainwater to use later for watering your plants and save up to \$200 off a qualifying barrel.



Free Landscape Classes

Learn how to garden beautifully while reducing your water use. Visit www.bawsca.org/classes for a list of upcoming workshops.



Burlingame residents and property owners are eligible for a range of water conservation rebates and resources. For more information on these programs, please visit www.burlingame.org/waterconservation

Conservation Tips



Test your toilets for leaks at least once a year.



Use a WaterSense® labeled showerhead.



When upgrading your clothes washing machine, choose an Energy Star model.



Spread a layer of organic mulch on your plants to reduce evaporation.



Monitor your water bill for unusually high water use.

This report contains important information about our drinking water. Translate it, or speak with someone who understands it. Este informe contiene información muy importante sobre su agua para beber. Tradúzcalo o hable con alguien que lo entienda bien. 此份水質報告，內有重要資訊。請找他人為你翻譯和解說清楚。

Our Mission:
QUALITY WATER

The City of Burlingame in coordination with the San Francisco Public Utilities Commission (SFPUC) is pleased to present our 2020 Annual Water Quality Consumer Confidence Report. We want our customers to know where their water comes from, how it is treated to ensure it is top quality and the results of water quality monitoring performed by the City of Burlingame and the SFPUC. With this knowledge, consumers can make health decisions concerning their water use. The SFPUC provides high-quality, reliable water service to 2.7 million residents in the Bay Area, rain or shine, as the result of decades of proactive planning. The City of Burlingame and the SFPUC are committed to customer service and providing you with high quality water.





●●● WATER QUALITY

SFRWS regularly collects and tests water samples from reservoirs and designated sampling points throughout the sources and the transmission system to ensure the water delivered to you meets or exceeds federal and State drinking water standards. In 2020, SFRWS conducted more than 47,200 drinking water tests in the sources and the transmission system. This is in addition to the extensive treatment process control monitoring performed by SFRWS's certified operators and online instruments.

Drinking water, including bottled water, may reasonably be expected to contain at least small amounts of some contaminants. The presence of contaminants does not necessarily indicate that water poses a health risk. In order to ensure that tap water is safe to drink, the United States Environmental Protection Agency (USEPA) and the SWRCB-DDW prescribe regulations that limit the amount of certain contaminants in water provided by public water systems. The U.S. Food and Drug Administration regulations and California law also establish limits for contaminants in bottled water that provide the same protection for public health.

●●● DRINKING WATER AND LEAD

Exposure to lead, if present, can cause serious health effects in all age groups, especially for pregnant women and young children. Infants and children who drink water containing lead could have decreases in IQ and attention span and increases in learning and behavior problems. The children of women who are exposed to lead before or during pregnancy can have increased risk of these adverse health effects. Adults can have increased risks of heart disease, high blood pressure, kidney or nervous system problems.

Lead in drinking water is primarily from materials and components associated with service lines and home plumbing. There are no known lead service lines in our water distribution system. We are responsible for providing high quality drinking water and removing lead pipes, but we cannot control the variety of materials used in plumbing components in your home. You share the responsibility for protecting yourself and your family from the lead in your home plumbing. You can take responsibility by identifying and removing lead materials within your home plumbing and taking steps to reduce your family's risk. Before drinking tap water, flush your pipes for several minutes by running your tap, taking a shower, doing laundry or a load of dishes. You can also use a filter certified by an

American National Standards Institute accredited certifier to remove lead from drinking water. Information about lead in drinking water, testing methods, and steps you can take to minimize exposure is available at www.epa.gov/safewater/lead.

As previously reported in 2018, we completed an inventory of lead user service lines (LUSL) in our system and there are no known pipelines and connectors between water mains and meters made of lead. Our policy is to remove and replace any LUSL promptly if it is discovered during pipeline repair and/or maintenance.

Lead and Copper Tap Sampling Results

We conducted the triennial Lead and Copper Rule (LCR) monitoring in 2019, and these tap sampling results are accessible at our website at www.burlingame.org/waterquality. The next round of LCR monitoring will be conducted in 2022.

●●● FOR MORE INFORMATION

If you would like additional information or if you have any questions concerning the City of Burlingame's testing data or water distribution system, please call the Public Works Corporation Yard at (650) 558-7670, or write to Public Works Corporation Yard, Attn: Water Quality Report, 1361 N. Carolan Avenue, Burlingame, CA 94010. You may also wish to visit www.burlingame.org/waterquality.

Decisions about our drinking water are made from time to time in public meetings. The City of Burlingame City Council meets twice a month on the first and third Monday at 7:00 p.m. in the Council Chambers at City Hall. The San Francisco Public Utilities Commission (SFPUC) meets twice a month on the second and fourth Tuesday at 1:30 p.m. Meetings are held at San Francisco City Hall, Room 400. Inquiries about these meetings can be made by calling the office of the Commission Secretary at (415) 554-3165 or visit their website at www.sfwater.org.

Do you want to learn more about drinking water regulations?

Visit the State Water Resources Control Board at www.swrcb.ca.gov, or the U.S. Environmental Protection Agency website at www.epa.gov.

City of Burlingame

Public Works Corporation Yard, (650) 558-7670
www.burlingame.org

San Francisco Public Utilities Commission

Water Quality Bureau, (650) 872-5950
Customer Service Bureau, (415) 551-3000
www.sfwater.org

State Water Resources Control Board

District 17 - Santa Clara/San Mateo, (510) 620-3474
Home Treatment Device Certification Unit, (916) 327-1140
www.swrcb.ca.gov

Safe Drinking Water Hotline

(800) 426-4791
www.epa.gov

CITY OF BURLINGAME - WATER QUALITY DATA FOR YEAR 2020 ⁽¹⁾

The table below lists all 2020 detected drinking water contaminants and the information about their typical sources. Contaminants below detection limits for reporting are not shown, in accordance with regulatory guidance. SFRWS holds a SWRCB-DDW monitoring waiver for some contaminants in its surface water supply and therefore the associated monitoring frequencies are less than annual.

DETECTED CONTAMINANTS	Unit	MCL	PHG or (MCLG)	Range or Level Found	Average or [Max]	Major Sources in Drinking Water
TURBIDITY						
Unfiltered Hetch Hetchy Water	NTU	5	N/A	0.2 - 0.5 ⁽²⁾	[1.3]	Soil runoff
Filtered Water from Sunol Valley Water Treatment Plant (SVWTP)	NTU	1 ⁽³⁾	N/A	-	[1]	Soil runoff
	-	Min 95% of samples ≤ 0.3 NTU ⁽³⁾	N/A	99.8% - 100%	-	Soil runoff
Filtered Water from Harry Tracy Water Treatment Plant (HTWTP)	NTU	1 ⁽³⁾	N/A	-	[0.1]	Soil runoff
	-	Min 95% of samples ≤ 0.3 NTU ⁽³⁾	N/A	100%	-	Soil runoff
DISINFECTION BYPRODUCTS AND PRECURSOR						
Total Trihalomethanes	ppb	80	N/A	26.0 - 44.2	[44.6] ⁽⁴⁾	Byproduct of drinking water disinfection
Haloacetic Acids	ppb	60	N/A	17.0 - 26.0	[31.5] ⁽⁴⁾	Byproduct of drinking water disinfection
Total Organic Carbon ⁽⁵⁾	ppm	TT	N/A	1.7 - 3.4	2.9	Various natural and man-made sources
MICROBIOLOGICAL						
Total Coliform	-	NoP ≤ 5.0% of monthly samples	(0)	-	[0%]	Naturally present in the environment
<i>Giardia lamblia</i>	cyst/L	TT	(0)	0 - 0.05	0.01	Naturally present in the environment
INORGANICS						
Fluoride (source water) ⁽⁶⁾	ppm	2.0	1	ND - 0.7	0.3 ⁽⁷⁾	Erosion of natural deposits; water additive to promote strong teeth
Chloramine (as chlorine)	ppm	MRDL = 4.0	MRDLG = 4	0.09 - 3.03	[2.53] ⁽⁸⁾	Drinking water disinfectant added for treatment
CONSTITUENTS WITH SECONDARY STANDARDS						
Chloride	ppm	500	N/A	<3 - 15	8.7	Runoff / leaching from natural deposits
Specific Conductance	µS/cm	1600	N/A	30 - 260	160	Substances that form ions when in water
Sulfate	ppm	500	N/A	1 - 34	17	Runoff / leaching from natural deposits
Total Dissolved Solids	ppm	1000	N/A	<20 - 137	72	Runoff / leaching from natural deposits
Turbidity	NTU	5	N/A	ND - 0.2	ND	Soil runoff
LEAD AND COPPER						
Unit	AL	PHG	Range	90th Percentile	Major Sources in Drinking Water	
Copper	ppb	1300	300	1.6 - 57.4 ⁽⁹⁾	40	Internal corrosion of household water plumbing systems
Lead	ppb	15	0.2	0 - 2.4 ⁽¹⁰⁾	1.3	Internal corrosion of household water plumbing systems

OTHER WATER QUALITY PARAMETERS	Unit	ORL	Range	Average
Alkalinity (as CaCO ₃)	ppm	N/A	6.7 - 138	55
Calcium (as Ca)	ppm	N/A	2.9 - 22	12
Chlorate ⁽¹¹⁾	ppb	800 (NL)	67 - 1200	262
Hardness (as CaCO ₃)	ppm	N/A	8.0 - 79	45
Magnesium	ppm	N/A	0.2 - 6.8	4.0
pH	-	N/A	8.6 - 9.8	9.3
Potassium	ppm	N/A	0.3 - 1.3	0.8
Silica	ppm	N/A	2.8 - 7	4.8
Sodium	ppm	N/A	2.4 - 22	14
Strontium	ppb	N/A	14 - 242	110

KEY:

< / ≤ = less than / less than or equal to
AL = Action Level
Max = Maximum
Min = Minimum
N/A = Not Available
ND = Non-detect
NL = Notification Level
NoP = Number of Coliform-Positive Sample
NTU = Nephelometric Turbidity Unit
ORL = Other Regulatory Level
pCi/L = picocurie per liter
ppb = part per billion
ppm = part per million
µS/cm = microSiemens/centimeter

Footnotes:

- (1) All results met State and Federal drinking water health standards.
- (2) These are monthly average turbidity values measured every 4 hours daily.
- (3) There is no turbidity MCL for filtered water. The limits are based on the TT requirements for filtration systems.
- (4) This is the highest locational running annual average value.
- (5) Total organic carbon is a precursor for disinfection byproduct formation. The TT requirement applies to the filtered water from the SVWTP only.
- (6) The SWRCB recommended an optimal fluoride level of 0.7 ppm be maintained in the treated water. In 2020, the range and average of the fluoride levels were 0.6 ppm - 0.9 ppm and 0.7 ppm, respectively.
- (7) The natural fluoride level in the Hetch Hetchy supply was ND. Elevated fluoride levels in the SVWTP and HTWTP raw water were attributed to the transfer of fluoridated Hetch Hetchy water into the local reservoirs.
- (8) This is the highest running annual average value.

Fluoridation and Dental Fluorosis

Mandated by State law, water fluoridation is a widely accepted practice proven to be safe and effective for preventing and controlling tooth decay. The fluoride target level in the water is 0.7 milligram per liter (mg/L, or part per million, ppm), consistent with the May 2015 State regulatory guidance on optimal fluoride level. Infants fed formula mixed with water containing fluoride at this level may still h ave a chance of developing tiny white lines or streaks in their teeth. These marks are referred to as mild to very mild fluorosis, and are often only visible under a microscope. Even in cases where the marks are visible, they do not pose any health risk. The Centers of Disease Control (CDC) considers it safe to use optimally fluoridated water for preparing infant formula. To lessen this chance of dental fluorosis, you may choose to use low-fluoride bottled water to prepare infant formula. Nevertheless, children may still develop dental fluorosis due to fluoride intake from other sources such as food, toothpaste, and dental products.

Contact your healthcare provider or SWRCB-DDW if you have concerns about dental fluorosis. For additional information about fluoridation or oral health, visit the SWRCB-DDW website www.waterboards.ca.gov/drinking_water/cert/cdrinkingwater/Fluoridation.shtml, or the CDC website www.cdc.gov/fluoridation.

Special Health Needs

Some people may be more vulnerable to contaminants in drinking water than the general population. Immuno-compromised persons, such as those with cancer undergoing chemotherapy, persons who have undergone organ transplants, people with HIV/AIDS or other immune system disorders, some elderly people and infants, can be particularly at risk from infections.

These people should seek advice about drinking water from their healthcare providers. USEPA/CDC guidelines on appropriate means to lessen the risk of infection by *Cryptosporidium* and other microbial contaminants are available from the USEPA's Safe Drinking Water Hotline 800-426-4791 or at www.epa.gov/safewater.

Monitoring of Per- and Polyfluoroalkyl Substances (PFAS)

PFAS is a group of approximately 5,000 man-made chemicals used in a variety of industries and consumer products. These chemicals are very persistent in the environment and human body. SFRWS conducted a special round of PFAS monitoring of its surface water sources and transmission system in 2019 and five groundwater wells in September 2020. The monitoring effort was entirely proactive and voluntary with the objective to identify if SFRWS's water supplies are impacted by PFAS. Using the State's stringent sampling procedures and based on the approved/certified method of analysis for 18 PFAS contaminants, SFRWS confirmed no PFAS was detected in its water sources and transmission system. Considering USEPA's recent development of a newer method of

- (9) The most recent Lead and Copper Rule monitoring was in 2019. Zero of the 30 site samples collected at consumer taps had copper concentrations above the AL.
- (10) The most recent Lead and Copper Rule monitoring was in 2019. Zero of the 30 site samples collected at consumer taps had lead concentrations above the AL.
- (11) The detected chlorate in the treated water is a degradation product of sodium hypochlorite used by the SFRWS for water disinfection.

Note: Data shown in the table on the left are based on Hetch Hetchy water and effluents from both SVWTP and HTWTP. Additional water quality data may be obtained by calling the City of Burlingame at 650-558-7670.



KEY WATER QUALITY TERMS

The following are definitions of key terms referring to standards and goals of water quality noted on the data table.

Public Health Goal (PHG): The level of a contaminant in drinking water below which there is no known or expected risk to health. PHGs are set by the California Environmental Protection Agency.

Maximum Contaminant Level Goal (MCLG): The level of a contaminant in drinking water below which there is no known or expected risk to health. MCLGs are set by the USEPA.

Maximum Contaminant Level (MCL): The highest level of a contaminant that is allowed in drinking water. Primary MCLs are set as close to the PHGs or MCLGs as is economically and technologically feasible. Secondary MCLs (SMCLs) are set to protect the odor, taste, and appearance of drinking water.

Maximum Residual Disinfectant Level (MRDL): The highest level of a disinfectant allowed in drinking water. There is convincing evidence that addition of a disinfectant is necessary for control of microbial contaminants.

Maximum Residual Disinfectant Level Goal (MRDLG): The level of a drinking water disinfectant below which there is no known or expected risk to health. MRDLGs do not reflect the benefits of the use of disinfectants to control microbial contaminants.

Primary Drinking Water Standard (PDWS): MCLs and MRDLs for contaminants that affect health along with their monitoring and reporting requirements, and water treatment requirements.

Regulatory Action Level: The concentration of a contaminant which, if exceeded, triggers treatment or other requirements that a water system must follow.

Treatment Technique (TT): A required process intended to reduce the level of a contaminant in drinking water.

Turbidity: A water clarity indicator that measures cloudiness of the water, and is also used to indicate the effectiveness of the filtration system. High turbidity can hinder the effectiveness of disinfectants.

Variances and Exemptions: State Board permission to exceed an MCL or not comply with a treatment technique under certain conditions.

PWSID#: The Public Water System Identification Number