



CITY OF BRISBANE

Department of Public Works  
50 Park Place  
Brisbane, CA 94005-1310  
(415) 508-2130

August 16, 2023

Tsungchu George Chien, P.E.  
Water Resource Control Engineer  
State Water Resources Control Board  
Division of Drinking Water  
Santa Clara District  
850 Marina Bay Parkway, Building P, 2<sup>nd</sup> Floor  
Richmond, CA 94804

Dear Mr. Chien,

Enclosed is a copy of the 2022 Consumer Confidence Report (CCR) forms for the City of Brisbane and Guadalupe Valley Municipal Improvement District (GVMID). The notification of an electronic version of the CCR posted on the City website was sent out as (1) direct mail to our customers receiving paper bills and (2) email to our electronic bill/auto-pay customers on June 26, 2023. A copy of the CCR direct mail and email notification is included as an attachment to this letter.

Please contact me at (415) 508-2137 if you have any questions.

Yours truly,

Gerald R. Flanagan, P.E.  
Deputy Director, Public Works Department - Utilities  
City of Brisbane/GVMID

Enc: 2022 CCR Certification Form (City of Brisbane/GVMID)  
2022 CCR (City of Brisbane/GVMID)  
CCR Availability Direct Mail/Email Notification


## Consumer Confidence Report Certification Form

(To be submitted with a copy of the CCR)

Water System Name:	City of Brisbane
Water System Number:	4110002

The water system named above hereby certifies that its Consumer Confidence Report was distributed on June 26, 2023 to customers (and appropriate notices of availability have been given). Further, the system certifies that the information contained in the report is correct and consistent with the compliance monitoring data previously submitted to the State Water Resources Control Board, Division of Drinking Water (DDW).

Certified by:

Name: Jerry Flanagan	Title: Deputy Director, Public Works
Signature: 	Date: August 16, 2023
Phone number: 415-508-2137	blank

*To summarize report delivery used and good-faith efforts taken, please complete this page by checking all items that apply and fill-in where appropriate:*

- CCR was distributed by mail or other direct delivery methods (attach description of other direct delivery methods used).
- CCR was distributed using electronic delivery methods described in the Guidance for Electronic Delivery of the Consumer Confidence Report (water systems utilizing electronic delivery methods must complete the second page).
- "Good faith" efforts were used to reach non-bill paying consumers. Those efforts included the following methods:
  - Posting the CCR at the following URL: [www. brisbaneca.org/WaterQualityReport2022](http://www.brisbaneca.org/WaterQualityReport2022)
  - Mailing the CCR to postal patrons within the service area (attach zip codes used)
  - Advertising the availability of the CCR in news media (attach copy of press release)
  - Publication of the CCR in a local newspaper of general circulation (attach a copy of the published notice, including name of newspaper and date published)
  - Posted the CCR in public places (attach a list of locations)
  - Delivery of multiple copies of CCR to single-billed addresses serving several persons, such as apartments, businesses, and schools
  - Delivery to community organizations (attach a list of organizations)

- Publication of the CCR in the electronic city newsletter or electronic community newsletter or listserv (attach a copy of the article or notice)
- Electronic announcement of CCR availability via social media outlets (attach list of social media outlets utilized)
- Other (attach a list of other methods used)
- For systems serving at least 100,000 persons:* Posted CCR on a publicly-accessible internet site at the following URL: www.\_\_\_\_\_
- For privately-owned utilities:* Delivered the CCR to the California Public Utilities Commission

### **Consumer Confidence Report Electronic Delivery Certification**

*Water systems utilizing electronic distribution methods for CCR delivery must complete this page by checking all items that apply and fill-in where appropriate.*

- Water system mailed a notification that the CCR is available and provides a direct URL to the CCR on a publicly available website where it can be viewed (attach a copy of the mailed CCR notification). URL:  
www.\_\_\_\_\_ [brisbaneca.org/WaterQualityReport2022](http://brisbaneca.org/WaterQualityReport2022) \_\_\_\_\_
- Water system emailed a notification that the CCR is available and provides a direct URL to the CCR on a publicly available site on the Internet where it can be viewed (attach a copy of the emailed CCR notification). URL: www.\_\_\_\_\_ [brisbaneca.org/WaterQualityReport2022](http://brisbaneca.org/WaterQualityReport2022) \_\_\_\_\_
- Water system emailed the CCR as an electronic file email attachment.
- Water system emailed the CCR text and tables inserted or embedded into the body of an email, not as an attachment (attach a copy of the emailed CCR).
- Requires prior DDW review and approval.* Water system utilized other electronic delivery method that meets the direct delivery requirement.

*Provide a brief description of the water system's electronic delivery procedures and include how the water system ensures delivery to customers unable to receive electronic delivery.*

The City directly mailed the 2022 CCR notification letters to every current water account customer in the City of Brisbane and GVMID water districts that receive their water bills through mail.
The City emailed the 2022 CCR notification letters to every current water account customer in the City of Brisbane and GVMID water districts that receive their water bills through email.

The link to the 2022 CCR is also included in the water quality status web page on the City's website found at:
<a href="https://www.brisbaneca.org/publicworks/page/water-quality-status">https://www.brisbaneca.org/publicworks/page/water-quality-status</a> .
Hard copies of the 2022 CCR are available at the front counter of the Department of Public Works and Department of Finance for customers that don't have computer access.

*This form is provided as a convenience and may be used to meet the certification requirement of section 64483(c) of the California Code of Regulations.*


## Consumer Confidence Report Certification Form

(To be submitted with a copy of the CCR)

Water System Name:	Guadalupe Valley Municipal Improvement District
Water System Number:	4110005

The water system named above hereby certifies that its Consumer Confidence Report was distributed on June 26, 2023 to customers (and appropriate notices of availability have been given). Further, the system certifies that the information contained in the report is correct and consistent with the compliance monitoring data previously submitted to the State Water Resources Control Board, Division of Drinking Water (DDW).

Certified by:

Name: Jerry Flanagan	Title: Deputy Director, Public Works
Signature: 	Date: August 16, 2023
Phone number: 415-508-2137	blank

*To summarize report delivery used and good-faith efforts taken, please complete this page by checking all items that apply and fill-in where appropriate:*

- CCR was distributed by mail or other direct delivery methods (attach description of other direct delivery methods used).
- CCR was distributed using electronic delivery methods described in the Guidance for Electronic Delivery of the Consumer Confidence Report (water systems utilizing electronic delivery methods must complete the second page).
- "Good faith" efforts were used to reach non-bill paying consumers. Those efforts included the following methods:
  - Posting the CCR at the following URL: [www. brisbaneca.org/WaterQualityReport2022](http://www.brisbaneca.org/WaterQualityReport2022)
  - Mailing the CCR to postal patrons within the service area (attach zip codes used)
  - Advertising the availability of the CCR in news media (attach copy of press release)
  - Publication of the CCR in a local newspaper of general circulation (attach a copy of the published notice, including name of newspaper and date published)
  - Posted the CCR in public places (attach a list of locations)
  - Delivery of multiple copies of CCR to single-billed addresses serving several persons, such as apartments, businesses, and schools
  - Delivery to community organizations (attach a list of organizations)

- Publication of the CCR in the electronic city newsletter or electronic community newsletter or listser (attach a copy of the article or notice)
- Electronic announcement of CCR availability via social media outlets (attach list of social media outlets utilized)
- Other (attach a list of other methods used)
- For systems serving at least 100,000 persons:* Posted CCR on a publicly-accessible internet site at the following URL: www.\_\_\_\_\_
- For privately-owned utilities:* Delivered the CCR to the California Public Utilities Commission

### **Consumer Confidence Report Electronic Delivery Certification**

*Water systems utilizing electronic distribution methods for CCR delivery must complete this page by checking all items that apply and fill-in where appropriate.*

- Water system mailed a notification that the CCR is available and provides a direct URL to the CCR on a publicly available website where it can be viewed (attach a copy of the mailed CCR notification). URL:  
www. [brisbaneca.org/WaterQualityReport2022](http://brisbaneca.org/WaterQualityReport2022)
- Water system emailed a notification that the CCR is available and provides a direct URL to the CCR on a publicly available site on the Internet where it can be viewed (attach a copy of the emailed CCR notification). URL: www. \_\_\_\_\_ [brisbaneca.org/WaterQualityReport2022](http://brisbaneca.org/WaterQualityReport2022)
- Water system emailed the CCR as an electronic file email attachment.
- Water system emailed the CCR text and tables inserted or embedded into the body of an email, not as an attachment (attach a copy of the emailed CCR).
- Requires prior DDW review and approval.* Water system utilized other electronic delivery method that meets the direct delivery requirement.

*Provide a brief description of the water system's electronic delivery procedures and include how the water system ensures delivery to customers unable to receive electronic delivery.*

The City directly mailed the 2022 CCR notification letters to every current water account customer in the City of Brisbane and GVMID water districts that receive their water bills through mail.
The City emailed the 2022 CCR notification letters to every current water account customer in the City of Brisbane and GVMID water districts that receive their water bills through email.

The link to the 2022 CCR is also included in the water quality status web page on the City's website found at:
<a href="https://www.brisbaneca.org/publicworks/page/water-quality-status">https://www.brisbaneca.org/publicworks/page/water-quality-status</a> .
Hard copies of the 2022 CCR are available at the front counter of the Department of Public Works and Department of Finance for customers that don't have computer access.

*This form is provided as a convenience and may be used to meet the certification requirement of section 64483(c) of the California Code of Regulations.*



# City of Brisbane and GVMID Water Quality Report 2022

This report gives important information about your drinking water.  
Este informe contiene información muy importante sobre su agua potable.  
Tradúzcalo ó hable con alguien que lo entienda bien.  
此份有關你的水質報告，內有重要資訊。請翻譯或找他人為你解說清楚。

**THE CITY OF BRISBANE PUBLIC WORKS DEPARTMENT**, in coordination with the San Francisco Public Utilities Commission (SFPUC), is pleased to present its Annual Water Quality Consumer Confidence Report for calendar year 2022. We want our customers to know where their drinking water comes from, how it is treated and maintained, the results of water quality monitoring, and other important information about water quality. During 2022, water delivered to customers in the City of Brisbane and Guadalupe Valley Municipal Improvement District (GVMID) met all United States Environmental Protection Agency (USEPA) and State Water Resources Control Board Division of Drinking Water (SWRCB-DDW) potable water quality standards. The City of Brisbane/GVMID and the SFPUC vigilantly safeguard their water supplies and are committed to providing you with safe, high-quality drinking water.

## **BRISBANE AND GVMID WATER DISTRIBUTION SYSTEM**

In 2022, the City of Brisbane and GVMID supplied an average of 604,000 gallons per day to our residential, commercial and landscaping customers. The City of Brisbane and GVMID receive water directly from two large SFPUC pipelines carrying water from the Hetch Hetchy system. The GVMID Water District supplies Crocker Industrial Park and the Northeast Ridge Development, while the City of Brisbane Water District supplies the remainder of the city. The City of Brisbane and GVMID water distribution system combined includes 5 water storage tanks and 4 booster pump stations serving 7 pressure zones, more than 25 miles of underground pipeline, over 700 valves, over 220 fire hydrants, and more than 2000 customer services. The two water districts are interconnected through various valves and pressure reducing stations. Effective operation, maintenance, and monitoring of the distribution system by City staff ensures that the water maintains a high quality and adequate pressure as it travels through the system to your tap.

## **SAFEGUARDING OUR WATER SYSTEM**

Safeguarding our water system is a top priority. The City performs routine water sampling, equipment and facility maintenance and daily security monitoring of all the critical water facilities. We inspect and test our emergency backup power generators on a monthly basis.

## **WHAT BRISBANE DOES TO ENSURE WATER QUALITY**

The City of Brisbane and GVMID conduct a comprehensive water quality assurance program. Water at various locations in the distribution system is sampled by the City and then tested by an independent certified laboratory to ensure that the City's drinking water meets State and Federal regulatory requirements. During 2022, there were no positive samples out of 72 samples collected and tested for Total Coliform/E. coli

bacteria throughout the 2 water systems. Coliforms are bacteria that are naturally present in the environment and are used as an indicator that other, potentially harmful, bacteria may be present. In addition to Total Coliform/E. coli, Total Chlorine residual samples were collected and tested throughout the City's drinking water distribution system in 2022 to ensure the proper range of disinfectant was maintained.

The City closely monitors the water in all the storage tanks and operational procedures are in place to quickly respond to slight changes in the water quality. In 2022, over 200 samples were collected from the water storage tanks and tested for a series of water quality parameters, on a weekly basis.

Total Disinfection Byproducts (DBPs), such as Trihalomethanes (THMs) and Haloacetic Acids (HAAs) are also monitored quarterly by the City to ensure that concentrations remain in compliance with levels set by the USEPA and SWRCB. DBPs are created through a chemical reaction when a disinfectant interacts with natural organic and inorganic matter in the source water and distribution system.

In addition to all of the monitoring performed by the City of Brisbane, the San Francisco Regional Water System (SFRWS) regularly collects and tests samples from reservoirs and designated sampling points throughout the system to ensure that the water delivered to the City of Brisbane and GVMID meets or exceeds federal and state drinking water standards.

In 2022, SFRWS staff conducted more than 48,320 drinking water tests in the source, transmission, and distribution system. This is in addition to the extensive treatment process control monitoring performed by the SFRWS' certified operators and online instruments.

Drinking water, including bottled water, may reasonably be expected to contain at least small amounts of some contaminants. The presence of contaminants does not necessarily indicate that water poses a health risk. In order to ensure that tap water is safe to drink, the USEPA and SWRCB-DDW prescribe regulations that limit the amount of specified contaminants in water provided by public water systems. The U.S. Food and Drug Administration regulations and California law also establish limits for contaminants in bottled water that provide the same protection for public health.

## **WATER STORAGE TANKS INSPECTION AND CLEANING**

The inside of all City water storage tanks are inspected and cleaned regularly to ensure the internal surface condition and health of the storage facilities are maintained. The tanks are sampled and monitored on a weekly basis to ensure proper levels of disinfectant are present. The exterior of the tanks are inspected daily for any signs of tampering or exterior surface damage.



## CROSS CONNECTION CONTROL PROGRAM

The City of Brisbane and GVMID, in coordination with the San Mateo County Department of Environmental Health, operate and enforce an active cross connection control program to prevent the intrusion of potentially harmful materials into the drinking water system. Cross connection is controlled by isolating potential hazards from the drinking water supply with the installation of approved backflow prevention devices that are tested and inspected annually. There are currently 389 certified backflow assemblies in the City that are tested annually.

## WATER MAIN FLUSHING AND VALVE EXERCISING

Flushing water mains and exercising main line valves are an important part of the routine maintenance program that is performed throughout the year by City staff. Flushing the water mains is necessary to maintain high water quality, to clean the inside of the pipes and to remove sediment that finds its way into our system. Exercising the 700+ valves in the City on a routine basis is necessary to clean each valve seat and ensure that the valve will work properly when needed.

## PUBLIC PARTICIPATION

The Brisbane City Council is the governing authority of the Brisbane Water System and is the Board of Directors of GVMID. The Council meets on the first and third Thursdays of each month, unless otherwise noted on the agenda. Meetings take place at Brisbane City Hall, 50 Park Place Community Meeting Room, Brisbane, CA 94005, and begin at 7:30 P.M. Councilmembers will attend the meeting in person. Members of the public are invited to participate in the meetings in person or remotely by watching live online or by cablecast as described on the posted agenda. The meeting agenda and staff report may be viewed on the City's website at [brisbaneca.org/meetings](http://brisbaneca.org/meetings) at least 72 hours before the meeting. The materials may also be viewed at City Hall during open hours. Please call the Brisbane City Clerk at (415) 508-2113 or by email at [cityclerk@brisbaneca.org](mailto:cityclerk@brisbaneca.org) for more information.

SFPUC, the governing authority of the wholesale water suppliers to Brisbane, meets on the second and fourth Tuesdays of each month, unless otherwise noted on the agenda. Meetings take place at San Francisco City Hall, 1 Dr Carlton B Goodlett Place Room 400, San Francisco, CA 94102, and begin at 1:30PM. Commissioners will attend these meetings in person. Members of the public are invited to observe the meetings in-person or remotely by watching live online as described on the posted agenda. Inquiries about the SFPUC meetings can be made by calling the Office of the Commission Secretary at (415) 554-3165 or by email at [commission@sflower.org](mailto:commission@sflower.org).

## FLUORIDATION AND DENTAL FLUOROSIS

Mandated by California State law, water fluoridation is an accepted practice proven to be safe and effective for preventing and controlling tooth decay. The SFPUC's target level fluoride concentration is 0.7 milligrams per liter, which is consistent with the May 2015 state regulatory guidance on optimal fluoride level. Infants consuming formula that is mixed with water containing this level of fluoride may develop tiny white lines or streaks in their teeth. These marks are referred to as mild to very mild fluorosis and are often only visible under a microscope. In cases where there are visible marks, they do not pose a significant health risk. The Centers of Disease Control (CDC) considers it safe to use optimally fluoridated water for preparing infant formula. To reduce the chance of dental fluorosis, you may choose to use low fluoride bottled water to prepare infant formula. Nevertheless, children may still develop dental fluorosis

from fluoride found in other sources such as food, toothpaste and other dental products.

Contact your healthcare provider or SWRCB-DDW if you have concerns about dental fluorosis. For additional information about fluoridation or oral health, visit the following websites: <https://www.cdc.gov/fluoridation> [https://www.waterboards.ca.gov/drinking\\_water/certlic/drinking\\_water/Fluoridation.shtml](https://www.waterboards.ca.gov/drinking_water/certlic/drinking_water/Fluoridation.shtml).

## IMPORTANT DEFINITIONS FOR READING THIS REPORT

### Key Water Quality Terms

Following are definitions of key terms referring to standards and goals of water quality noted on the data table.

**Public Health Goal (PHG):** The level of a contaminant in drinking water below which there is no known or expected risk to health. PHGs are set by the California Environmental Protection agency (CAEPA).

**Maximum Contaminant Level Goal (MCLG):** The level of a contaminant in drinking water below which there is no known or expected risk to health. MCLGs are set by the USEPA.

**Maximum Contaminant Level (MCL):** The highest level of a contaminant that is allowed in drinking water. Primary MCLs are set as close to the PHGs or MCLGs as is economically and technologically feasible. Secondary MCLs (SMCLs) are set to protect the odor, taste, and appearance of drinking water.

**Maximum Residual Disinfectant Level (MRDL):** The highest level of a disinfectant allowed in drinking water. There is conclusive evidence that addition of a disinfectant is necessary for control of microbial contaminants.

**Maximum Residual Disinfectant Level Goal (MRDLG):** The level of a drinking water disinfectant below which there is no known or expected risk to health. MRDLGs do not reflect the benefits of the use of disinfectants to control microbial contaminants.

**Primary Drinking Water Standard (PDWS):** MCLs and MRDLs for contaminants that affect health along with their monitoring and reporting requirements, and water treatment requirements.

**Regulatory Action Level (AL):** The concentration of a contaminant which, if exceeded, triggers treatment or other requirements that a water system must follow.

**Treatment Technique (TT):** A required process intended to reduce the level of a contaminant in drinking water.

**Turbidity:** A water clarity indicator that measures cloudiness of the water, and is also used to indicate the effectiveness of the filtration system. High turbidity can hinder the effectiveness of disinfectants.

## SPECIAL HEALTH NEEDS

Some people may be more vulnerable to contaminants in drinking water than the general population. Immuno-compromised persons, such as those with cancer undergoing chemotherapy, persons who have undergone organ transplants, people with HIV/AIDS or other immune system disorders, some elderly people and infants, can be particularly at risk from infections.

These people should seek advice about drinking water from their healthcare providers. USEPA/CDC guidelines on appropriate means to lessen the risk of infection by *Cryptosporidium* and other microbial contaminants are available from the USEPA's Safe Drinking Water Hotline 800-426-4791 or at: <https://www.epa.gov/safewater>.

*Cryptosporidium* is a parasitic microbe found in most surface water. The SFRWS tests regularly for this water-borne pathogen, and found it at very low levels in source water and treated water in 2022. However, current test methods approved by the USEPA do not distinguish between dead organisms and those capable of causing disease. Ingestion of *Cryptosporidium* may produce symptoms of nausea, abdominal cramps, diarrhea, and associated headaches. *Cryptosporidium* will cause disease only if ingested. Additionally, it may be spread through means other than drinking water, such as swimming.

## CONTAMINANTS AND REGULATIONS

Generally, the sources of drinking water (both tap water and bottled water) include rivers, lakes, oceans, streams, ponds, reservoirs, springs and wells. As water travels over the surface of the land or through the ground, it dissolves naturally occurring minerals and, in some cases, natural radioactive material, and can pick up substances resulting from the presence of animals or from human activity. Such substances are called contaminants, and may be present in source water as:

- **Microbial contaminants**, such as viruses and bacteria that may come from sewage treatment plants, septic systems, agricultural livestock operations, and wildlife,
- **Inorganic contaminants**, such as salts and metals, that can be naturally occurring or result from urban stormwater runoff, industrial or domestic wastewater discharges, oil and gas production, mining or farming,
- **Pesticides and herbicides** that may come from a variety of sources such as agriculture, urban stormwater runoff, and residential uses,
- **Organic chemical contaminants**, including synthetic and volatile organic chemicals that are by-products of industrial processes and petroleum production, and can also come from gas stations, urban storm water runoff, agricultural application, and septic systems,
- **Radioactive contaminants**, that can be naturally occurring or be the result of oil and gas production and mining activities.

More information about contaminants and potential health effects may be obtained by calling the: USEPA Safe Drinking Water Hotline at (800) 426-4791 or visiting <https://www.epa.gov/safewater>.

## CHLORAMINE DISINFECTION

The SFPUC converted its primary drinking water disinfectant from free chlorine to chloramine in 2004. **IMPORTANT REMINDER: Chloraminated water must be dechlorinated before application in sensitive uses such as fish and amphibian tanks, kidney dialysis and industrial processes.**

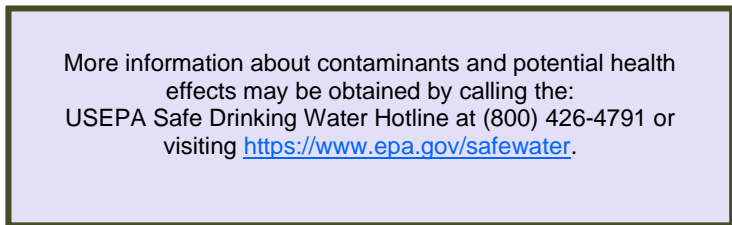
## DRINKING WATER AND LEAD

Lead in drinking water is primarily from materials and components associated with service lines and home plumbing. The City of Brisbane and GVMID are responsible for providing high quality drinking water, but cannot control the variety of materials used in plumbing components. You share the responsibility for protecting yourself and your family from the lead in your home plumbing. You can take responsibility by identifying and removing lead materials within your home plumbing and taking steps to reduce your family's risk. If you know or suspect there is lead plumbing in your home, before drinking tap water flush your pipes for several minutes by running your tap, taking a shower, doing laundry or a load of dishes. You can also use a filter certified by an American National Standards Institute accredited certifier to remove lead from drinking water. If you are concerned about lead in your water and wish to have your water tested, call the City of Brisbane at 415-508-2130 for lead test. Information on lead in drinking water, testing methods, and steps you can take to minimize exposure is available from the Safe Drinking Water Hotline (1-800-426-4791) or at: <https://www.epa.gov/safewater/lead>.

The City of Brisbane/GVMID has recently completed an inventory of lead user service lines (LUSL) in our distribution system and as of 2022 there are no known lead pipelines, service lines, or fittings between water mains and meters. Our policy is to remove and replace any LUSL promptly if they are discovered during pipeline repair and/or maintenance.

## BORON DETECTION ABOVE NOTIFICATION LEVEL IN SOURCE WATER

In 2022, boron was detected at a level of 1.3 ppm in the raw water stored in Pond F3 East, one of the SFRWS's approved sources in the Alameda Watershed. Similar levels were also detected in the same pond in 2017 and 2019. Although the detected value is above the California Notification Level of 1 ppm for source water, the corresponding level in the treated water from the SVWTP was only 0.11 ppm due to blending with water from San Antonio Reservoir in the influent pipeline to the treatment plant. Boron is an element in nature, and is typically released into air and water when soils and rocks naturally weather.



CITY OF BRISBANE AND GVMID WATER QUALITY DATA TABLE FOR 2022<sup>(1)</sup>

Detected Contaminants	Unit	MCL/TT	PHG or (MCLG)	Range or Level Found	Average or [Max]	Typical Sources in Drinking Water
<b>TURBIDITY</b>						
Unfiltered Hetch Hetchy Water	NTU	5	N/A	0.2 - 0.4 <sup>(2)</sup>	[3.4]	Soil runoff
Filtered Water from Sunol Valley Water Treatment Plant (SVWTP)	NTU	1 <sup>(3)</sup> Min 95% of samples ≤0.3 NTU <sup>(3)</sup>	N/A	-	[2.2]	Soil runoff
Filtered Water from Harry Tracy Water Treatment Plant (HTWTP)	NTU	1 <sup>(3)</sup> Min 95% of samples ≤0.3 NTU <sup>(3)</sup>	N/A	99.3% - 100%	-	Soil runoff
<b>DISINFECTION BYPRODUCTS AND PRECURSOR</b>						
Total Trihalomethanes (City of Brisbane)	ppb	80	N/A	14 - 41	30.4 <sup>(4)</sup>	Byproduct of drinking water disinfection
Total Trihalomethanes (GVMID)	ppb	80	N/A	18 - 47	33.3 <sup>(4)</sup>	Byproduct of drinking water disinfection
Five Haloacetic Acids (City of Brisbane)	ppb	60	N/A	9 - 41	27.1 <sup>(4)</sup>	Byproduct of drinking water disinfection
Five Haloacetic Acids (GVMID)	ppb	60	N/A	3.7-32	22.4 <sup>(4)</sup>	Byproduct of drinking water disinfection
Bromate	ppb	10	0.1	ND - 1.7	[1.3] <sup>(5)</sup>	Byproduct of drinking water disinfection
Total Organic Carbon <sup>(6)</sup>	ppm	TT	N/A	1.3 - 3.9	2.3	Various natural and man-made sources
<b>MICROBIOLOGICAL</b>						
Total Coliform <sup>(7)</sup>	-	NoP ≤ 5.0% of monthly samples	(0)	-	[0%]	Naturally present in the environment
Fecal coliform and <i>E. coli</i> <sup>(8)</sup>	-	0 Positive Sample	(0)	-	0	Human or animal fecal waste
<i>Giardia lamblia</i>	cyst/L	TT	(0)	0 - 0.04	0.01	Naturally present in the environment
<b>INORGANICS</b>						
Fluoride (source water) <sup>(9)</sup>	ppm	2.0	1	ND - 0.8	0.3 <sup>(9)</sup>	Erosion of natural deposits; water additive to promote strong teeth
Chloramine (as Total Chlorine) (City of Brisbane)	ppm	MRDL = 4.0	MRDLG = 4	1.8 - 3.2	2.8	Drinking Water disinfectant added for treatment
Chloramine (as Total Chlorine) (GVMID)	ppm	MRDL = 4.0	MRDLG = 4	1.1 - 3.2	2.5	Drinking Water disinfectant added for treatment

Constituents with Secondary Standards	Unit	SMCL	PHG	Range	Average	Major Sources of Contaminant
Chloride	ppm	500	N/A	<3 - 15	8.7	Runoff / leaching from natural deposits
Specific Conductance	µS/cm	1600	N/A	37 - 210	140	Substances that form ions when in water
Sulfate	ppm	500	N/A	1.1 - 29	15	Runoff / leaching from natural deposits
Total Dissolved Solids	ppm	1000	N/A	<20 - 104	61	Runoff / leaching from natural deposits
Turbidity	NTU	5	N/A	0.1 - 0.2	0.1	Soil runoff

Lead and Copper	Unit	AL	PHG	Range	90 <sup>th</sup> Percentile	Major Sources in Drinking Water
Copper (City of Brisbane)	ppb	1300	300	3.3 – 370 <sup>(10)</sup>	120	Internal corrosion of household water plumbing systems
Copper (GVMID)	ppb	1300	300	12.0 - 87.0 <sup>(10)</sup>	86	Internal corrosion of household water plumbing systems
Lead (City of Brisbane)	ppb	15	0.2	ND – 12 <sup>(11)</sup>	3.6	Internal corrosion of household water plumbing systems
Lead (GVMID)	ppb	15	0.2	ND – 27 <sup>(11) (12)</sup>	2	Internal corrosion of household water plumbing systems

## WHAT DOES THIS TABLE MEAN?

Contaminants listed in the **WATER QUALITY DATA TABLE** were detected in 2022 drinking water samples. The previous table lists all 2022 detected drinking water contaminants and the information about their typical sources. Contaminants below detection limits for reporting are not shown, in accord with regulatory guidance. The SFPUC holds a SWRCB-DDW monitoring waiver for some. contaminants and therefore their monitoring frequencies are less than annual

NON-REGULATED WATER QUALITY PARAMETERS				
	Unit	ORL	Range	Average
Alkalinity (as CaCO <sub>3</sub> )	ppm	N/A	7.1 - 166	41
Boron	ppb	1000 (NL)	28 - 105	56
Calcium (as Ca)	ppm	N/A	3.2 - 15	9.3
Chlorate <sup>(13)</sup>	ppb	800 (NL)	45 - 650	147
Hardness (as CaCO <sub>3</sub> )	ppm	N/A	0.22 - 0.27	0.25
Magnesium	ppm	N/A	9.1 - 49	32
pH	-	N/A	0.2 - 4.2	2.9
Phosphate (ortho)	ppm	N/A	8.2 - 9.6	9.2
Potassium	ppm	N/A	0.3 - 1	0.7
Silica	ppm	N/A	5 - 5.9	5.5
Sodium	ppm	N/A	3.5 - 21	14
Strontium	ppb	N/A	16 - 159	79

KEY	
< / ≤	= less than / less than or equal to
AL	= Action Level
Max	= Maximum
Min	= Minimum
N/A	= Not Available
ND	= Non-detect
NL	= Notification Level
NoP	= Number of Coliform-Positive Samples
NTU	= Nephelometric Turbidity Unit
ORL	= Other Regulatory Level
pCi/L	= picocurie per liter
ppb	= part per billion = µg/L
ppm	= part per million = mg/L
µS/cm	= microSiemens/centimeter

## FOOTNOTES

- (1) All results met State and Federal drinking water health standards.
- (2) These are monthly average turbidity values measured every 4 hours daily.
- (3) This is a TT requirement for filtration systems.
- (4) This is the highest locational running annual average value.
- (5) This is the highest running annual average value.
- (6) Total organic carbon is a precursor for disinfection byproduct formation. The TT requirement applies to the filtered water from the SVWTP only.
- (7) The MCL was changed to *E. coli* based starting on July 1, 2021 when the State Revised Total Coliform Rule became effective.
- (8) The SWRCB recommended an optimal fluoride level of 0.7 ppm be maintained in the treated water. In 2022, the range and average of the fluoride levels were 0.5 ppm - 0.9 ppm and 0.7 ppm, respectively.
- (9) Natural fluoride in the Hetch Hetchy source was ND. Elevated fluoride levels in raw water at the SVWTP and HTWTP were attributed to the transfer of fluoridated Hetch Hetchy water into the local reservoirs.
- (10) The most recent Lead and Copper Rule monitoring was in October 2022. 0 of 30 site samples collected at consumer taps had copper concentrations above the AL.
- (11) The most recent Lead and Copper Rule monitoring was in October 2022. 1 of 30 site samples collected at consumer taps had lead concentrations above the AL.
- (12) This action level triggering event was investigated; and, upon investigation all subsequent tests were below the action level.

Note: Additional water quality data may be obtained by calling the City of Brisbane phone number at 415-508-2130.

## WHERE DOES OUR WATER COME FROM?

Brisbane customers receive 100% of their water from the San Francisco Public Utilities Commission (SFPUC). Supplied by the San Francisco Regional Water System (SFRWS), which is owned and operated by the SFPUC, our major water source originates from Yosemite National Park springtime snowmelt flowing down the Tuolumne River to storage in Hetch Hetchy Reservoir. The well protected Sierra water source is exempt from filtration requirements by the United States Environmental Protection Agency (USEPA) and the State Water Resources Control Board's Division of Drinking Water (SWRCB-DDW). Water from Hetch Hetchy Reservoir receives the following treatment to meet the appropriate drinking water standards for consumption: ultraviolet light and chlorine disinfection, pH adjustment for optimum corrosion control, fluoridation for dental health protection, and chloramination for maintaining disinfectant residual and minimizing the formation of regulated disinfection byproducts.

## UPCOUNTRY NON-HETCH HETCHY SOURCES

Surface water collected in Lake Eleanor, Lake Cherry and the Early Intake Reservoir is conveyed via the lower Cherry Aqueduct and the associated creeks as an additional drinking water supply. The Upcountry Non-Hetch Hetchy source water, if used, is treated at the SVWTP prior to service to customers. In 2022, the SFRWS did not use Upcountry Non-Hetch Hetchy Source water.

## ALAMEDA AND PENINSULA WATERSHEDS

The Hetch Hetchy water is supplemented with surface water from two local watersheds. Rainfall and runoff from the 35,000-acre Alameda Watershed spanning Alameda and Santa Clara counties is collected in the Calaveras and San Antonio Reservoirs, and then filtered and treated at the Sunol Valley Water Treatment Plant. Rainfall and runoff from the 23,000-acre Peninsula Watershed in San Mateo County is stored in Crystal Springs, San Andreas, and Pilarcitos reservoirs, and then filtered and treated at the Harry Tracy Water Treatment Plant. Water at the two treatment plants is subject to filtration, disinfection, fluoridation, optimum corrosion control, and taste and odor removal.

## WATERSHEDS PROTECTION

The SFRWS conducts watershed sanitary surveys for the Hetch Hetchy source annually and for non-Hetch Hetchy surface water sources every five years. The latest sanitary surveys for the non-Hetch Hetchy watersheds were completed in 2021 for the period of 2016-2020. All these surveys, together with SFRWS's stringent watershed protection management activities, were completed with support from partner agencies including National Park Service and US Forest Service. The purpose of the surveys is to evaluate the sanitary conditions and water quality of the watersheds and to review results of watershed management activities conducted in the preceding years.

Wildfire, wildlife, livestock, and human activities continue to be potential contamination sources. You may contact the San Francisco District office of the SWRCB-DDW at 510-620-3474 to review of these reports.

## Water Conservation Resources

The City of Brisbane offers many resources to help our customers save water with free services, educational tools, and rebates for various water conservation programs such as the purchase and installation of rainwater barrels, water efficient landscaping, recommended water budgets for businesses, landscape education classes, and purchase and installation of high efficiency toilets.

To learn more, please visit: <https://www.brisbaneca.org/publicworks/page/water-conservation>

Please do your part in conserving water by continuing to follow the City's Stage 1 Drought Response requirements at the following link: <https://www.brisbaneca.org/publicworks/page/stage-1-drought-declared>.

## TIPS FOR EASY WATER CONSERVATION

- **Take short showers** – a 5-minute shower uses 4 to 5 gallons of water compared to up to 50 gallons for a bath.
- **Shut off water while brushing your teeth**, washing your hair, and shaving and save up to 500 gallons a month.
- **Use a water-efficient showerhead.** They are inexpensive, easy to install, and can save you up to 750 gallons a month.
- **Run your clothes washer and dishwasher only when they are full.** You can save up to 1,000 gallons a month.
- **Water plants only when necessary.**
- **Fix leaking toilets and faucets.** Faucet washers are inexpensive and take only a few minutes to replace. To check your toilet for a leak, place a few drops of food coloring in the tank and wait. If it seeps into the toilet bowl without flushing, you have a leak. Fixing it or replacing it with a new, more efficient model can save up to 1,000 gallons a month.
- **Adjust sprinkler timing and sprinklers so only your lawn is watered.** Irrigate only between 7 p.m. and 9 a.m. to reduce evaporation and apply water only as fast as the soil can absorb.
- Teach your children about water conservation to ensure a future generation that uses water wisely. Make it a family effort to reduce next month's water bill!
- Visit <https://www.epa.gov/watersense> for more information.

## FOR MORE INFORMATION

Additional information on the content of this report can be obtained by: calling Jerry Flanagan, City of Brisbane Public Works Department, at 415-508-2130, contacting SFPUC Water Quality Division at 877-737-8297, or visiting the SFPUC website at <https://www.sfpuc.org>





**City of Brisbane**  
50 Park Place  
Brisbane, CA 94005-1310  
(415) 508-2100  
(415) 467-4989 Fax

June 23, 2023

City of Brisbane Resident  
Brisbane, CA 94005

**Subject: 2022 Consumer Confidence Report**

Your 2022 City of Brisbane and GVMID Consumer Confidence Report is available now!

The Consumer Confidence Report, or CCR, is an annual water quality report that the Safe Drinking Water Act (SDWA) requires the City of Brisbane/GVMID to provide you with. The purpose of the CCR is to raise customers' awareness of the quality of their drinking water, where their drinking water comes from, what it takes to deliver water to their homes, and the importance of protecting drinking water sources.

Please go to [brisbaneca.org/WaterQualityReport2022](https://brisbaneca.org/WaterQualityReport2022) to view your 2022 Consumer Confidence Report and learn more about the source and quality of your drinking water.

If you would like a paper copy of the 2022 CCR mailed to your mailing address or would like to speak with someone about the report, please call (415) 508-2130.

Sincerely,

Gerald Flanagan, P.E., Deputy Director Public Works  
City of Brisbane/Guadalupe Valley Municipal Improvement District

This notice contains instructions for you to obtain important information about your drinking water. Translate it, or speak with someone who understands it.

Este reporte contiene las instrucciones mas recientes para obtener información importante sobre su agua potable. Traducirlo, o hablar con alguien que lo entiende.

此份有關你的水質報告， 內有重要資訊。 請翻譯或找他人為你解說清楚。