



UNITED STATES MARINE CORPS
MARINE CORPS INSTALLATIONS WEST-MARINE CORPS BASE
BOX 555010
CAMP PENDLETON, CALIFORNIA 92055-5010

11330
ENVSEC
25 JUN 2018

INFOGRAM 54-18

FROM: COMMANDING GENERAL
TO: DISTRIBUTION LIST

SUBJ: 2017 ANNUAL WATER QUALITY REPORT

ENCL: (1) 2017 ANNUAL WATER QUALITY REPORT

1. MARINE CORPS BASE, CAMP PENDLETON'S (MCB CAMPEN) 2017 ANNUAL WATER QUALITY REPORT IS NOW AVAILABLE FOR VIEWING.

2. THIS REPORT DETAILS MCB CAMPEN'S DRINKING WATER QUALITY FOR 2017. STATE AND FEDERAL REGULATIONS REQUIRE THIS ANNUAL REPORT BE AVAILABLE TO ALL RESIDENTS SERVED BY MCB CAMPEN'S TWO DRINKING WATER SYSTEMS (NORTHERN WATER SYSTEM AND SOUTHERN WATER SYSTEM).

3. AREA COMMANDERS MUST PROVIDE ENCLOSURE (1) TO ALL COMMANDS WITHIN THEIR AREA. BACHELOR ENLISTED QUARTERS' MANAGERS MUST POST THIS REPORT IN AREAS THAT ARE HIGHLY VISIBLE TO ALL PERSONNEL, SUCH AS COMMON ROOMS AND READ-BOARDS.

4. ENCLOSURE (1) MUST BE POSTED FOR 30 DAYS FROM THE DATE OF THIS INFOGRAM.

DISTRIBUTION: A-4
B
C

D. M. RODRIGUEZ
BY DIRECTION



Your Drinking Water

2017 Annual Water Quality Report

Marine Corps Base, Camp Pendleton

ENCLOSURE (1)

Inside This Report

This report provides information on the quality of the water provided to residents and personnel who worked aboard Marine Corps Base, Camp Pendleton (MCB CamPen) during 2017. Included are details about where the water comes from, what it contains, and how it compares to established drinking water standards.

Este informe contiene información muy importante sobre su agua potable. Tradúzcalo o hable con alguien que lo entienda bien.

Background Information	p. 1-2
Terms Used in this Report	p. 3
2017 Water Quality Monitoring Results	p. 4-6
Consumer Notifications	p. 7
Regulatory Information: Lead & Coliform	p. 8
From the Ground to Your Tap	p. 9
Source Water Assessment & Protection	p. 10
Water Conservation & How to Help	p. 11
Contact Info. & Additional Resources	p. 12

Drinking Water Sources

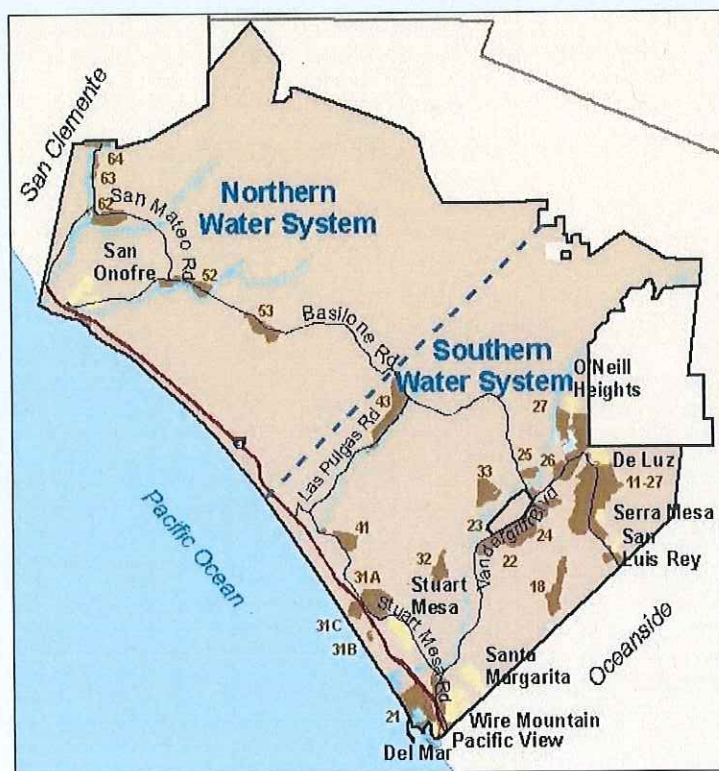
Unlike most of Southern California, which relies on imported water supplies, nearly all of MCB CamPen's drinking water comes from local groundwater sources. Wells located on the base supply water to all portions of MCB CamPen except for San Mateo Point Housing, which receives water from the South Coast Water District. Residents of San Mateo Point Housing should receive a consumer confidence report from this off-base water supplier.

Water Service Areas

MCB CamPen provides water to the base through one of two drinking water systems:

Northern Water System: Services all areas north of Las Pulgas Road except for the 43 Area and San Mateo Point housing. Wells located in the San Onofre and San Mateo River basins supply water to this water system.

Southern Water System: Services the 43 Area and all areas south and southeast of Las Pulgas Road. Wells located in the Las Pulgas and Santa Margarita River basins supply water to this water system.



Camp Pendleton water service areas

Water Quality Monitoring

MCB CamPen routinely tests the water to ensure that it meets safe drinking water standards. In addition to monitoring for contaminants with established drinking water standards, the base also monitors for unregulated contaminants, which helps the U.S. Environmental Protection Agency (USEPA) and the California State Water Resources Control Board (SWRCB) determine where certain contaminants occur and whether such contaminants require regulation.

Last year, MCB CamPen over 20,000 water quality tests to evaluate compliance for over 200 different drinking water contaminants. While most contaminants registered below detectable levels, some occasionally did not achieve a drinking water standard. The tables on pages 4 - 6 depict these contaminants, along with others that also require reporting. The tables contain separate columns to distinguish between the water quality measured in the Northern and Southern Water Systems.

General Information about Drinking Water

The sources of drinking water (both tap water and bottled water) include rivers, lakes, streams, ponds, reservoirs, springs, and wells. As water travels over the surface of the land or through the ground, it dissolves naturally-occurring minerals and, in some cases, radioactive material, and can pick up substances resulting from the presence of animals or from human activity. Contaminants that may be present in source water include:

- ♦ Microbial contaminants, such as viruses and bacteria, which may come from sewage treatment plants, septic systems, agricultural livestock operations, and wildlife.
- ♦ Inorganic contaminants, such as salts and metals, that can be naturally-occurring or result from urban stormwater runoff, industrial or domestic wastewater discharges, oil and gas production, mining, or farming.
- ♦ Pesticides and herbicides that may come from a variety of sources such as agriculture, urban stormwater runoff, and residential uses.
- ♦ Organic chemical contaminants, including synthetic and volatile organic chemicals, which are by-products of industrial processes and petroleum production, and can also come from gas stations, urban stormwater runoff, agricultural application, and septic systems.
- ♦ Radioactive contaminants that can be naturally-occurring or be the result of oil and gas production and mining activities.

In order to ensure that tap water is safe to drink, the USEPA and the SWRCB prescribe regulations that limit the amount of certain contaminants in water provided by public water systems. These regulations also establish limits for contaminants in bottled water that provide the same protection for public health.



Drinking Water Considerations

Drinking water, including bottled water, may reasonably be expected to contain at least small amounts of some contaminants. The presence of contaminants does not necessarily indicate that water poses a health risk. More information about contaminants and potential health effects can be obtained by calling the USEPA's Safe Drinking Water Hotline (1-800-426-4791). Some people may be more vulnerable to contaminants in drinking water than the general population. Immunocompromised persons such as persons with cancer undergoing chemotherapy, persons who have undergone organ transplants, people with HIV/AIDS or other immune system disorders, some elderly, and infants can be particularly at risk from infections. These people should seek advice about drinking water from their health care providers. USEPA/Centers for Disease Control (CDC) guidelines on appropriate means to lessen the risk of infection by *Cryptosporidium* and other microbial contaminants are available from the Safe Drinking Water Hotline (1-800-426-4791).

ENCLOSURE (1)

Terms Used in this Report

Action Level (AL)

The concentration of a contaminant in drinking water which, if exceeded, triggers treatment or other requirements that a water system must follow.

Health Advisory (HA)

The concentration of an unregulated contaminant in drinking water which, if exceeded over a lifetime, may have associated health risks.

Maximum Contaminant Level (MCL)

The highest level of a contaminant that is allowed in drinking water. Primary MCLs are set as close to the Public Health Goal (PHG) or Maximum Contaminant Level Goal (MCLG) as is economically and technologically feasible.

Maximum Contaminant Level Goal (MCLG)

The level of a contaminant in drinking water below which there is no known or expected risk to health. MCLGs are set by the USEPA.

Maximum Residual Disinfectant Level (MRDL)

The highest level of a disinfectant allowed in drinking water. There is convincing evidence that addition of a disinfectant is necessary for control of microbial contaminants.

Maximum Residual Disinfectant Level Goal (MRDLG)

The level of a drinking water disinfectant below which there is no known or expected risk to health. MRDLGs do not reflect the benefits of the use of disinfectants to control microbial contaminants.

Microsiemens per Centimeter ($\mu\text{S}/\text{cm}$)

A unit of measurement to express electrical conductivity of drinking water. One $\mu\text{S}/\text{cm}$ equals one part per million (ppm) of conductive particles in drinking water (see definition for ppm).

Nephelometric Turbidity Unit (NTU)

A unit of measurement to express the amount of suspended particles in drinking water.

Non Detect (ND)

Either the contaminant is not present in the drinking water or the contaminant is below the laboratory detection limit or state-required reporting level.

Notification Level (NL)

A health-based advisory level established by the SWRCB for chemicals in drinking water that lack MCLs. When chemicals are found at concentrations greater than their notification levels, certain regulatory requirements and recommendations apply.

Part Per Million (ppm)

A unit of concentration, often used to represent how much of a pollutant exists in drinking water. One ppm is like one drop of ink in a large (14 gallon) kitchen sink.

Part Per Billion (ppb)

A unit of concentration, often used to represent how much of a pollutant exists in drinking water. One ppb is like a drop of ink in a backyard swimming pool (about 14,000 gallons).

Part Per Trillion (ppt)

A unit of concentration, often used to represent how much of a pollutant exists in drinking water. One ppt is like a drop of ink in a 12-million gallon reservoir.

Picocuries per Liter (pCi/L)

A unit of measurement used to express the activity of radionuclide contaminants in drinking water.

Present/Absent (P/A)

A unit of measurement used to express bacteriological sample results in drinking water.

Primary Drinking Water Standard (PDWS)

MCLs and MRDLs for contaminants in drinking water that affect health along with their monitoring, reporting, and water treatment requirements.

Public Health Goal (PHG)

The level of a contaminant in drinking water below which there is no known or expected risk to health. PHGs are set by the California Environmental Protection Agency.

Secondary Maximum Contaminant Level (SMCL)

The highest level of a contaminant that is allowed in drinking water in order to protect the odor, taste, and appearance of drinking water; these contaminants do not present a health risk at the SMCL.

State Water Resources Control Board (SWRCB)

The SWRCB preserves the quality of California's water resources and drinking water for the protection of the environment and public health.

Threshold Odor Number (TON)

A unit of measurement used to express the amount of odor compounds in drinking water.

U.S. Environmental Protection Agency (USEPA)

United States Environmental Protection Agency. The USEPA protects drinking water by setting and implementing drinking water quality standards.

ENCLOSURE (1)

2017 Water Quality Monitoring Results

Inorganics with Primary Drinking Water Standards

Parameter		Water System		MCL	PHG	Units	Typical Sources
		Northern	Southern				
Arsenic	Range	ND	ND - 2.59	10	0.004	ppb	Erosion of natural deposits
	Average	ND	ND				
Barium	Range	ND	ND - 0.12	1	2	ppm	Leaching from natural deposits and industrial waste
	Average	ND	ND				
Fluoride (Natural-Source)	Range	0.24 - 0.29	0.11 - 0.84	2	1	ppm	Erosion of natural deposits
	Average	0.27	0.46				
Nitrate as N	Range	0.97 - 2.02	ND - 1.74	10	10	ppm	Runoff and leaching from fertilizer use; erosion of natural deposits
	Average	1.54	0.63				

Radionuclides with Primary Drinking Water Standards

Parameter		Water System		MCL	PHG (MCLG)	Units	Typical Sources
		Northern	Southern				
Gross Alpha ¹	Range	ND - 8.1	ND - 23	15	(0)	pCi/L	Erosion of natural deposits
	Average	3.2	6.8				
Radium-226 ²	Range	ND	1.4 - 2.6	5	0.05	pCi/L	Erosion of natural deposits
	Average	ND	1.9				
Radium-228 ²	Range	ND	ND	5	0.019	pCi/L	Erosion of natural deposits
	Average	ND	ND				
Uranium	Range	1.9 - 2.04	ND - 16	20	0.43	pCi/L	Erosion of natural deposits
	Average	1.97	10.6				

¹ Compliance with the gross alpha MCL is determined by subtracting uranium values from the gross alpha values. After subtracting uranium, the Southern Water System was in compliance with the gross alpha MCL (the adjusted gross alpha result was 8 pCi/L).

² MCL is for combined Radium-226 and Radium-228.

Disinfectants and Disinfection Byproducts with Primary Drinking Water Standards

Parameter		Water System		MCL [MRDL]	PHG [MRDLG]	Units	Typical Sources
		Northern	Southern				
Total Chlorine Residual	Range	1.0 - 1.4	0.91 - 1.7	[4]	[4]	ppm	Drinking water disinfectant added for treatment
	Average	1.4	1.5				
Haloacetic Acids	Range	ND - 8	ND - 13	60	None	ppb	Byproduct of drinking water disinfection
	Average	5	12				
Total Trihalomethanes ³	Range	3.3 - 63	16 - 110	80	None	ppb	Byproduct of drinking water disinfection
	Average	30	80				

³ Compliance with the Total Trihalomethanes MCL is determined by a locational running annual average of four quarters of results. Based on these averages, the Southern Water System was in compliance with the MCL during 2017.

ENCLOSURE (1)

2017 Water Quality Monitoring Results

Bacteriological with Primary Drinking Water Standards

Parameter		Water System		MCL	PHG (MCLG)	Units	Typical Sources
		Northern	Southern				
Total Coliform Bacteria	Coliform Positive	ND	1.9%	Varies ⁴	(0)	P/A	Naturally present in the environment

⁴Per the SWRCB's Total Coliform Rule, the MCL for total coliform bacteria is based on the number of total coliform positive samples per month. The Northern Water System complies with the MCL when no more than one monthly sample tests positive. The Southern Water System complies with the MCL when no more than 5% of monthly samples tests positive. See page 8 for information on the Revised Total Coliform Rule.

Contaminants with Secondary Drinking Water Standards

Parameter		Water System		MCL (SMCL)	PHG (MCLG)	Units	Typical Sources
		Northern	Southern				
Chloride	Range	94 - 120	74 - 220	(500)	None	ppm	Runoff/leaching from natural deposits
	Average	104	171				
Iron ⁵	Range	ND	ND - 481	(300)	None	ppb	Leaching from natural deposits; industrial wastes
	Average	ND	ND				
Foaming Agents (MBAS)	Range	ND - 29	ND - 58	(500)	None	ppb	Municipal and industrial waste discharges
	Average	17	8				
Odor	Range	ND	ND - 2	(3)	None	TON	Naturally-occurring organic materials
	Average	ND	ND				
Sulfate	Range	110 - 112	50 - 260	(500)	None	ppm	Runoff/leaching from natural deposits
	Average	110	141				
Specific Conductance	Range	817 - 960	540 - 1400	(1600)	None	µS/cm	Substances that form ions when in water
	Average	875	1223				
Total Dissolved Solids	Range	508 - 580	320 - 940	(1000)	None	ppm	Runoff/leaching from natural deposits
	Average	549	753				
Turbidity	Range	ND - 0.12	ND - 0.22	(5)	None	NTU	Soil runoff
	Average	ND	ND				

⁵During 2017, one sample in the Southern Water System exceeded the SMCL for iron.

Tap Water Monitoring for Lead and Copper

Parameter		Water System		AL	PHG	Units	Typical Sources
		Northern	Southern				
Copper ⁶	Samples > AL	0 of 30	0 of 30	1.3	0.3	ppm	Internal corrosion of household plumbing systems
	90th percentile	0.57	0.3				
Lead ⁶	Samples > AL	0 of 30	0 of 30	15	0.2	ppb	Internal corrosion of household plumbing systems
	90th percentile	ND	ND				

⁶Both the Northern and Southern Water Systems were in compliance with the lead and copper Action Levels during 2017. Compliance is based on the 90th percentile of all samples collected, which must be less than the AL. The system is out of compliance when more than 10% of samples exceed the AL. In 2017, four schools within MCB CamPen requested lead sampling, including Stuart Mesa, Santa Margarita, San Onofre, and Mary Fay Pendleton Elementary Schools. See page 8 for more information.

ENCLOSURE (1)

2017 Water Quality Monitoring Results

Sodium and Hardness

Parameter		Water System		NL	PHG	Units	Typical Sources
		Northern	Southern				
Sodium	Range	68 - 83	63 - 170	None	None	ppm	Leaching from natural deposits
	Average	75	127				
Total Hardness	Range	240 - 290	110 - 420	None	None	ppm	Naturally occurring minerals
	Average	263	340				

Unregulated Contaminant Monitoring Rule 3 (UCMR3)⁷

Parameter		Water System		NL (HA)	PHG	Units	Typical Sources
		Northern	Southern				
Chlorate	Range	120 - 220	97 - 560	800	None	ppb	Agricultural defoliant; disinfection byproduct
	Average	187	320				
Hexavalent Chromium	Range	0.10 - 0.43	0 - 0.37	None	None	ppb	Erosion of natural deposits
	Average	0.21	0.14				
Molybdenum	Range	3.0 - 3.8	1.7 - 7.6	None	None	ppb	Naturally present in the environment
	Average	3.3	4.4				
Perfluorohexanesulfonic Acid (PFHxS)	Range	ND	ND - 62	None	None	ppt	Industrial use chemical
	Average	ND	23				
Perfluorooctanoic Acid (PFOA)	Range	ND	ND - 21	(70)	None	ppt	Industrial use chemical
	Average	ND	3.5				
Strontium	Range	270 - 450	130 - 590	None	None	ppb	Naturally present in the environment
	Average	320	365				
Vanadium	Range	2.2 - 3.0	0.24 - 7.4	50	None	ppb	Naturally present in the environment
	Average	2.7	3				

⁷Testing for these contaminants was performed in accordance with the USEPA's Third Unregulated Contaminant Monitoring Rule (UCMR3). Unregulated contaminant monitoring helps the USEPA and SWRCB to determine where certain contaminants occur and whether the contaminants need to be regulated. The Southern Water System was sampled during 2013 and 2014. The Northern Water System was sampled during 2014 and 2015.

Monitoring for Other Unregulated Contaminants

Parameter		Water System		NL (HA)	PHG	Units	Typical Sources
		Northern	Southern				
Chloroform	Range	ND	ND - 4.8	None	None	ppb	Byproduct of drinking water disinfection
	Average	ND	1.2				
PFOS + PFOA⁸	Range	ND	ND - 84	(70)	None	ppt	Industrial use chemical
	Average	ND	ND				

⁸During 2017, one sample in the Southern Water System exceeded the USEPA's HA for combined perfluorooctanoic acid (PFOA) and perfluorooctane sulfonate (PFOS). The affected well was immediately removed from service and other steps have been taken to ensure that levels of PFOA and PFOS remain below the HA, including increased monitoring. Lifetime consumption of drinking water with PFOA and PFOS above the HA may result in adverse health effects, to include developmental effects to fetuses during pregnancy or to breast-fed infants, cancer, liver effects, immune effects, and other effects (e.g., cholesterol changes).

ENCLOSURE (1)

Consumer Notifications

Southern Water System Monitoring and Reporting Violation

We are required to monitor your drinking water for specific contaminants on a regular basis. Results of regular monitoring are an indicator of whether or not our drinking water meets health standards. During the third and fourth quarters of 2017, we did not complete all monitoring for gross alpha and uranium and therefore cannot be sure of the quality of our drinking water in the Southern Water System during that time.

We were required to collect quarterly samples at one of our Southern Water System wells during 2017 and to analyze these samples for gross alpha particle activity and uranium. Although we collected and analyzed the required samples during the first half of 2017, we failed to collect samples during September and December. To correct this matter, we resumed quarterly sampling for gross alpha and uranium as of January 2018 to determine compliance with the gross alpha and uranium MCLs. We will continue to monitor your water quality closely and implement further action should the situation require.

The missed sampling did not represent a water quality emergency and no action was necessary on your part. State and federal regulations require us to notify you of the matter within one year of the violation. For additional information or questions regarding this notice, please contact Water Resources Division or Environmental Security (page 12).

Please share this information with all the other people who drink this water, especially those who may not have received this notice directly (for example, people in apartments, nursing homes, schools, and businesses). You can do this by posting this public notice in a public place or distributing copies by hand or mail.

USEPA and SWRCB Water System Inspections

In September 2017, consumers were notified of the results of the USEPA and SWRCB's inspection of MCB CamPen's Northern and Southern Water Systems that occurred June 26 to June 30, 2017. During the inspection, the USEPA and SWRCB determined that the Chief Water Operator position was not filled with a certified water operator and some inspected reservoirs were found vulnerable to intrusion, which potentially could allow for bacteria in the drinking water systems. To correct these issues, we hired additional staff; appointed a Chief Water Operator; and drained, inspected, and cleaned all of our reservoirs. We also performed additional water quality monitoring throughout this process to ensure a safe drinking water supply. MCB CamPen will continue to work with USEPA and SWRCB to ensure compliance with their directives.

A Note on Fluoride

MCB CamPen currently does not add fluoride to the drinking water. However, the presence of naturally-occurring fluoride in our source water may help to prevent tooth decay. General information on the oral health benefits of fluoride in drinking water is available at the following web links:

SWRCB, Division of Drinking Water

http://www.waterboards.ca.gov/drinking_water/certlic/drinkingwater/Fluoridation.shtml

Department of Health and Human Services Center for Disease Control and Prevention (CDC)

<http://www.cdc.gov/fluoridation/index.htm>



ENCLOSURE (1)



Regulatory Information: Lead and Total Coliform

Lead in Drinking Water

Although sampling of residential taps during 2017 achieved standards for lead in drinking water, federal regulations require us to communicate the following health advisory regarding lead in drinking water:

If present, elevated levels of lead can cause serious health problems, especially for pregnant women and young children. Lead in drinking water is primarily from materials and components associated with service lines and home plumbing. Marine Corps Installations West—Marine Corps Base, Camp Pendleton is responsible for providing high quality drinking water, but cannot control the variety of materials used in plumbing components. When your water has been sitting for several hours, you can minimize the potential for lead exposure by flushing your tap for 30 seconds to 2 minutes before using water for drinking or cooking. If you are concerned about lead in your water, you may wish to have your water tested. Information on lead in drinking water, testing methods, and steps you can take to minimize exposure is available from the Safe Drinking Water Hotline or at <http://www.epa.gov/lead>.

Sampling for Lead in Drinking Water at Elementary Schools

In January 2017, the SWRCB issued a directive for public water systems that serve at least one K-12 grade school to sample for lead in drinking water at schools which request sampling prior to November 1, 2019. Four schools aboard MCB CamPen requested sampling, including Stuart Mesa, Santa Margarita, San Onofre, and Mary Fay Pendleton Elementary Schools. During May and August of 2017, five locations at each school were tested for lead. Sampling locations included food preparation kitchen sinks and drinking water fountains. All results were well below the Action Level for lead and no further actions were required.

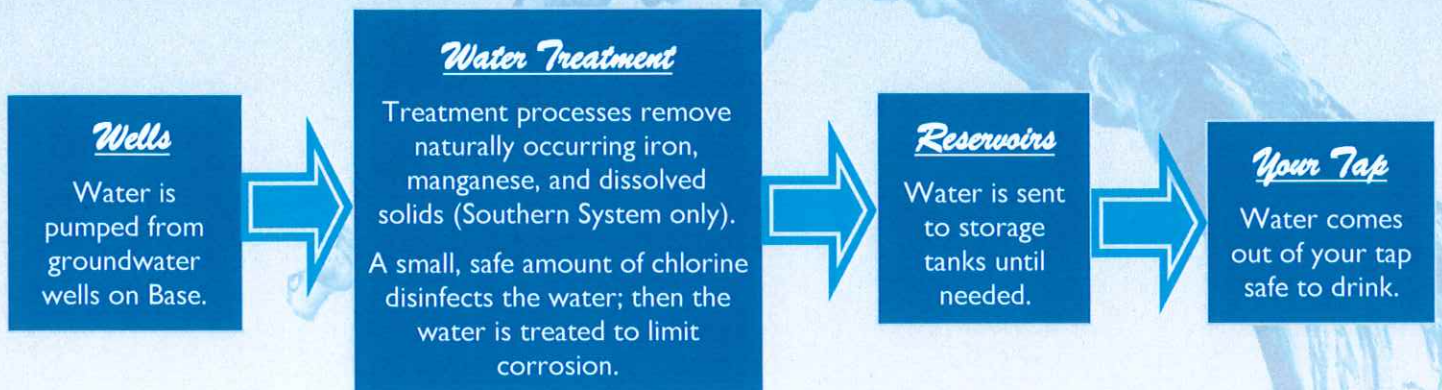
Revised Total Coliform Rule (RTCR)

All state water systems are required to comply with the state Total Coliform Rule. As of April 1, 2016, all state water systems are also required to comply with the federal Revised Total Coliform Rule. The new federal rule maintains the purpose to protect public health by ensuring the integrity of the drinking water distribution system and monitoring for the presence of microbials (i.e., total coliform and *E. coli* bacteria). Water systems that exceed a specified frequency of total coliform occurrences are required to conduct an assessment to determine if any sanitary defect exists. If found, these must be corrected by the water system.

Although the Southern Water System had total coliform positive detections during 2017 (see Water Quality Monitoring Table, page 5), MCB CamPen remained in compliance with the state Total Coliform Rule and the federal Revised Total Coliform Rule. Consequently, an assessment mandated by the federal Revised Total Coliform Rule was not required.


ENCLOSURE (1)

From the Ground to Your Tap



Bottled vs. Tap Water

Though many people prefer bottled water to tap water for perceived health considerations and taste, both bottled water and tap water must meet strict regulatory standards before they reach the consumer. Bottled water is regulated by the U.S. Food and Drug Administration, while tap water is regulated by the USEPA and the California EPA. Varying factors, such as residence time in the water distribution system, natural mineral content, and residual chlorine from the water disinfection process can impart an unpleasant taste to tap water. Below are some ways that you can improve the taste of tap water.



Prior to consumption:

- ♦ Flush the water from the tap for a couple of seconds.
- ♦ Allow the water to air for a period of time.
- ♦ Chill the water.
- ♦ Use a sink filter attachment or filter pitcher.
- ♦ Utilize refrigerators with water filters already installed.

Tap water is a bargain relative to the cost of bottled water. Using tap water also alleviates the cost and environmental burden associated with the manufacture, transport, and recycling or disposal of plastic water bottles. Go ahead and give our drinking water a try!

Did you know?

Americans use the most bottled water of any nation—about 29 billion plastic bottles per year. The amount of oil required to produce a single plastic water bottle is enough to fill a quarter of that bottle. Filling up a reusable bottle with tap water helps save energy and prevents these plastic bottles from ending up in our landfills and our oceans. It also saves you money; your tap water is free!

ENCLOSURE (1)

Source Water Assessment

The SWRCB's Division of Drinking Water conducted an assessment of the Base's drinking water sources during July 2002. The assessment evaluated whether MCB CamPen's groundwater supplies are vulnerable to contamination from activities that occur, or have occurred, on Base. The assessment determined that wells in both water systems are most vulnerable to contamination commonly associated with military installations; chemical or petroleum processing or storage; historic and operational waste dumps and landfills; and airport maintenance and fueling areas. You may request a summary of this assessment by contacting Environmental Security at 760-725-9741. The complete assessment may be viewed at Environmental Security, Building 22165.

Household Hazardous Waste

Another way to help protect our source water is to properly dispose of household hazardous waste. These are products that are typically corrosive, toxic, ignitable, or reactive, such as paints, cleaners, oils, batteries, and pesticides. The Housing District Offices provide a free program for the disposal of household hazardous waste. Never throw unwanted hazardous waste into the trash; this may injure sanitation workers and contaminate the environment. Similarly, never dispose of household hazardous waste liquids down your drains, as this also provides an easy pathway for hazardous waste to enter the environment. For questions or for more information on household hazardous waste drop-off points, call the following Housing District Offices at:


Del Mar	760-430-0040
Wire Mountain	760-430-8476
San Onofre	949-940-9178
Stuart Mesa	760-430-0694
DeLuz	760-385-4835
Mesa	760-385-5318

Source Water Protection

Because MCB CamPen's groundwater resources are located near areas where we live and work, our activities have the potential to introduce contaminants into our drinking water supplies. Water runoff from storm and non-stormwater related events can pick up and deposit contaminants into the rivers and streams that recharge our aquifers. Surface water contamination can also harm aquatic life and pollute our beaches. Below are some simple ways you can help us to reduce water pollution, safeguard our drinking water resources and protect the environment:

- ◆ Check your car for leaks.
- ◆ Take your car to a carwash instead of washing it in the driveway.
- ◆ Pick up after your pet.
- ◆ Use fertilizers and herbicides sparingly.
- ◆ Sweep driveways and sidewalks instead of using a hose.
- ◆ Dispose of chemicals properly; never dispose of waste, trash or any materials down storm drains.

For more information on stormwater, or to report illegal discharges into the storm drain system, call the Environmental Security Stormwater Section at 760-763-7880.



ENCLOSURE (1)

Water Conservation

MCB CamPen's limited groundwater resources are vulnerable to wasteful water-use activities. In order to help conserve our groundwater supplies, please consider your water consumption, and use only the water you need. For more information, please visit the following USEPA site:

www.epa.gov/watersense.


Did you know?

- California State Governor, Jerry Brown, declared a drought state of emergency on January 17, 2014. Although the drought emergency was called off in 2017 by Governor Brown, it is still important to conserve water. We cannot predict how much precipitation California will receive in the upcoming years.
- 2015 was the warmest year on record in California.
- 2017 had the warmest summer on record in California.
- California's recent drought is the driest period on record.
- Over 10 million California residents live in a drought-susceptible area.

Questions?

Marine Corps Installations West—Marine Corps Base, Camp Pendleton is committed to providing safe drinking water for the Marines, their families, and all who live and work aboard MCB CamPen. We are happy to answer any questions you may have or provide you with additional information. You may also request that a hard copy of this report be mailed to you. See page 12 for contact information.

How You Can Help



Report leaking faucets, toilets, and irrigation systems to your housing office or the Facilities Customer Service Line.



Wash only full loads of laundry and dishes. Do not leave water running unattended.



Use a spray nozzle that allows you to adjust or stop flow.



Sweep driveways and sidewalks instead of hosing.



Take short, five-minute showers.



Run water only when using it, **not** while brushing teeth, shaving or washing counters.

ENCLOSURE (1)

Contact Information and Additional Resources

For questions, comments, or to request
a hard copy of this report:

Water Resources Division
760-725-0602

Environmental Security Drinking Water Section
760-725-9741

For more information on fluoride:

SWRCB, Division of Drinking Water
[http://www.waterboards.ca.gov/drinking_water/
certlic/drinkingwater/Fluoridation.shtml](http://www.waterboards.ca.gov/drinking_water/certlic/drinkingwater/Fluoridation.shtml)

Department of Health & Human Services CDC
<http://www.cdc.gov/fluoridation/index.htm>

Household hazardous waste drop-off points
or to report leaks:

Base Housing Offices

Del Mar	760-430-0040
Wire Mountain	760-430-8476
San Onofre	949-940-9178
Stuart Mesa	760-430-0694
DeLuz	760-385-4835
Mesa	760-385-5318

Facilities Maintenance Division (FMD)
Customer Service Line
760-725-4683

Additional Drinking Water Resources:

SWRCB, Division of Drinking Water
[http://www.waterboards.ca.gov/drinking_water/
programs/index.shtml](http://www.waterboards.ca.gov/drinking_water/programs/index.shtml)

**California Office of Environmental Health
Hazard Assessment**
www.oehha.ca.gov/water.html

USEPA
<http://water.epa.gov/drink>

USEPA Safe Drinking Water Hotline
1-800-426-4791

ENCLOSURE (1)