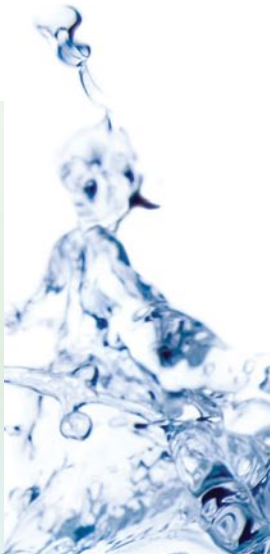


**Golden State**  
Water Company  
A Subsidiary of American States Water Company

2020

# Lucerne Water System

## Consumer Confidence Report on Water Quality for 2019



Providing Quality Drinking Water in California Since 1929



## About the Company

Golden State Water Company (GSWC) is a wholly owned subsidiary of American States Water Company (NYSE:AWR). GSWC provides water service to more than 1 million people in over 80 communities throughout California and distributes electricity to approximately 24,000 customers in the City of Big Bear Lake and surrounding areas in San Bernardino County, California, through its Bear Valley Electric Service division. AWR also owns a contracted services subsidiary, American States Utility Services, Inc. (ASUS). ASUS provides operations, maintenance and construction management services for water and wastewater systems located on military bases throughout the country under 50-year privatization contracts with the U.S. government.



Robert Sprowls  
President and  
Chief Executive Officer  
Golden State Water Company



Perry Dahlstrom  
General Manager, Mountain-  
Desert District  
Golden State Water Company

## Providing Quality Drinking Water in California Since 1929

Dear Golden State Water Customer,

Golden State Water Company (GSWC) is pleased to present our 2020 Annual Water Quality Report (Consumer Confidence Report), providing customers with important information regarding local water quality and service during the 2019 calendar year.

Last year was a monumental year for California water policy, specifically related to water quality. Water providers throughout the state were required to complete lead testing at schools in their local service areas by July 2019 to meet compliance with legislation (AB 746) that California Governor Jerry Brown signed into law in 2017. Additionally, the state established new guidelines for testing and reporting for certain compounds that fall within a class of emerging contaminants known as per- and polyfluoroalkyl substances, or PFAS. While consumer products and food are a large source of exposure to PFAS, drinking water can be an additional source in communities where these chemicals have infiltrated water supplies from industrial facilities where these chemicals were produced or used to manufacture other products, or where certain firefighting foams were used for either training or fighting Class B (liquid) fires.

This new decade brings its own challenges too, as we all band together to limit the spread of Coronavirus (COVID-19). There is a lot of uncertainty regarding the availability of essential supplies and public health necessities, but we hope customers find solace knowing that Golden State Water's dedicated team of water professionals will never stop working to ensure they have quality, reliable water at their taps when they need it.

**Water quality is a top priority for GSWC, and it has been for more than 90 years.** Our team of scientists, engineers and water experts is dedicated to protecting our water systems and ensuring the water we deliver to local homes and businesses meets the stringent standards set by the state and federal governments and is safe to drink.

GSWC provides water service to approximately 1 million customers in more than 80 communities throughout California. We aggressively monitor and test for hundreds of contaminants in each of our 37 water systems and have consistently scored among the top water companies for compliance with water quality regulations.

**GSWC is proud to report that the water delivered to your tap continues to meet all federal and state quality standards established to protect public health and safety.** Within this document, you will find information regarding local water supply sources, testing, and the steps GSWC takes to ensure our water is in compliance with standards set by the United States Environmental Protection Agency (USEPA), State Water Resources Control Board's Division of Drinking Water (DDW) and California Public Utilities Commission (CPUC).

To access the most up-to-date Water Quality Report for your area, sampling results, and to learn more about common contaminants, you can visit [www.gswater.com/water-quality/](http://www.gswater.com/water-quality/). If you have any questions about this report, please contact our 24-hour Customer Service Center at 1.800.999.4033 or email us at [customerservice@gswater.com](mailto:customerservice@gswater.com).

GSWC is constantly working toward 100 percent customer satisfaction and encourages all customers to visit [www.gswater.com](http://www.gswater.com) and follow us on Twitter and on Facebook at @GoldenStateH2O.

On behalf of everyone at GSWC, thank you for allowing us the opportunity to serve you and your community.

Sincerely,

  
Robert Sprowls

  
Perry Dahlstrom

**Golden State Water is constantly working toward 100 percent customer satisfaction and encourages all customers to visit [www.gswater.com](http://www.gswater.com) and follow us on Twitter and on Facebook at @GoldenStateH2O**



## Where Does My Water Come From?

Water delivered to customers in the Lucerne System is groundwater pumped from the Mojave River Basin-Este Sub-basin, which is located in the Lucerne Valley area east of the Mojave River.



## Source Water Assessment

Golden State Water Company conducted a source water assessment in September 2000 for each groundwater well serving the customers of its Lucerne System.

Three of the groundwater wells are considered most vulnerable to the following activities, which have been associated with contaminants that have been detected in the water supply: high- and low-density septic systems and high-density housing.

A copy of the assessment may be viewed at:

State Water Board San Bernardino District Office  
464 West 4th St., Suite 437, San Bernardino, CA 92401

or

Golden State Water Company, Apple Valley Office  
13608 Hitt Rd., Apple Valley, CA 92308

You may request a summary of the assessment be sent to you by contacting:

State Water Board San Bernardino District Office at 1.909.383.4328

For more details, contact George Zakhari, Water Quality Engineer,  
at 1.800.999.4033.

## ▶ CONTENTS

Source Water Assessment	3
Glossary of Terms	4
Source Water Quality Table	5
How to Read Your Table	5
Laboratory Analyses	6
Distribution Water Quality Table	6
Risk to Tap and Bottled Water For Sensitive Immune Systems	7
Cross Connection Control Program Flushing	7
Contact Us	8
Connect with Us	8
Infrastructure Investments	8
Conserving for California	8

*In every one of our water systems, a team of highly-trained employees monitors water quality on an on-going basis to ensure that our customers are receiving high-quality water.*





## Glossary of Terms

### Maximum Contaminant Level (MCL)

The highest level of a contaminant that is allowed in drinking water. Primary MCLs are set as close to the public health goals and maximum contaminant level goals as is economically and technologically feasible. Secondary MCLs are set to protect the odor, taste and appearance of drinking water.

### California Notification Level (NL)

Non-regulatory, health-based advisory levels established by the State Board for contaminants in drinking water for which an MCL has not been established.

### Maximum Contaminant Level Goal (MCLG)

The level of contaminant in drinking water below which there is no known or expected risk to health. Maximum contaminant level goals are set by the United States Environmental Protection Agency (USEPA).

### Maximum Residual Disinfectant Level (MRDL)

The highest level of a disinfectant allowed in drinking water. There is convincing evidence that the addition of a disinfectant is necessary for control of microbial contaminants.

### Maximum Residual Disinfectant Level Goal (MRDLG)

The level of a drinking water disinfectant below which there is no known or expected risk to health. MRDLGs do not reflect the benefits of the use of disinfectants to control microbial contaminants.

### Primary Drinking Water Standard (PDWS)

MCLs, MRDLs and treatment techniques (TTs) for contaminants that affect health, along with their monitoring and reporting requirements.

### Public Health Goal (PHG)

The level of a contaminant in drinking water below which there is no known or expected risk to health. Public health goals are set by the California Environmental Protection Agency (CalEPA).

### Regulatory Action Level (AL)

The concentration of a contaminant which, if exceeded, triggers treatment or other requirements that a water system must follow.

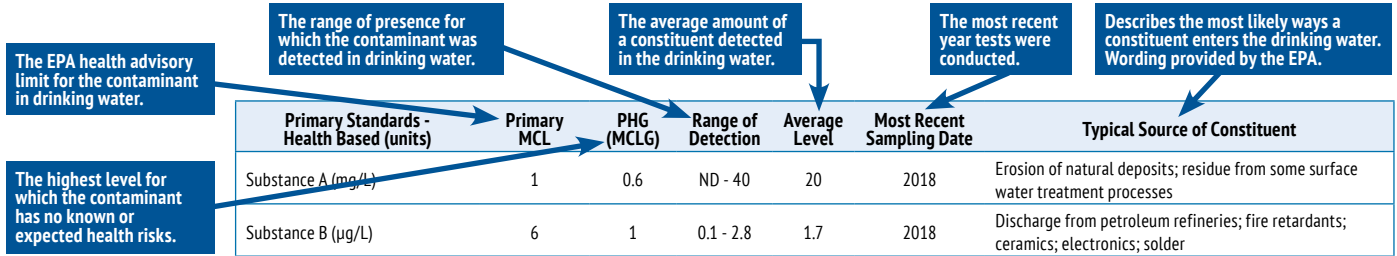


*Delivering drinking water is serious business, and our team of scientists, engineers and water experts is dedicated to protecting our water systems and ensuring the water we deliver to local homes and businesses meets stringent standards set by the state and federal governments and is safe to drink.*

Contaminants are measured in	Units	Also known as	This can be compared to...
Parts per million (PPM)	mg/L	milligrams per liter	1 second in 12 days
Parts per billion (PPB)	µg/L	micrograms per liter	1 second in 32 years
Parts per trillion (PPT)	ng/L	nanograms per liter	1 second in 32,000 years
Grains per gallon	grains per gallon	a measurement for water hardness often used for sizing household water softeners	1 grain/gal equals 17.1 mg/L of hardness
Nephelometric Turbidity Units	NTU	a measurement of the clarity of water	Turbidity in excess of 5 NTU is noticeable to the average person
Microsiemens per centimeter	µS/cm	a measurement of a solution's ability to conduct electricity	
Picocuries per liter	pCi/L	a measurement of radioactivity in water	

# How to Read This Table

The consumer confidence report lets you know which constituents, if any, are in your drinking water and how this may affect your health. The constituents presented in this table were detected above the detection limit set by the State Water Quality Control Board. Below is a guide that explains each column of the table.



## YOUR WATER MEETS ALL CURRENT FEDERAL AND STATE REQUIREMENTS

### Lucerne Water System – Source Water Quality


Primary Standards - Health Based (units)	Primary MCL	PHG (MCLG)	Range of Detection	Average Level	Most Recent Sampling Date	Typical Source of Constituent
<b>Inorganic Constituents</b>						
Fluoride (mg/L)	2.0	1	0.11 - 0.65	0.34	2018	Erosion of natural deposits; water additive that promotes strong teeth; discharge from fertilizer and aluminum factories
Nitrate [as N] (mg/L)	10	1	0.63 - 0.82	0.74	2019	Runoff and leaching from fertilizer use; leaching from septic tanks and sewage; erosion of natural deposits
<b>Radioactive Constituents</b>						
Uranium (pCi/L)	20	0.43	1.3 - 2.8	1.8	2018	Erosion of natural deposits
Secondary Standards - Aesthetic (units)	Secondary MCL	PHG (MCLG)	Range of Detection	Average Level	Most Recent Sampling Date	Typical Source of Constituent
Chloride (mg/L)	500	n/a	4.0 - 17	10	2018	Runoff/leaching from natural deposits; seawater influence
Iron (µg/L)	300	n/a	ND - 140	ND	2018	Leaching from natural deposits; industrial wastes
Odor – Threshold (units)	3	n/a	ND - 2	1	2018	Naturally-occurring organic materials
Specific Conductance (µS/cm)	1600	n/a	440 - 590	500	2018	Substances that form ions when in water; seawater influence
Sulfate (mg/L)	500	n/a	28 - 110	70	2018	Runoff/leaching from natural deposits; industrial wastes
Turbidity (units)	5	n/a	ND - 1.1	0.47	2018	Soil runoff
Total Dissolved Solids (mg/L)	1000	n/a	280 - 410	340	2018	Runoff/leaching from natural deposits
Zinc (mg/L)	5	n/a	ND - 0.094	ND	2018	Runoff/leaching from natural deposits; industrial wastes
Other Parameters (units)	Notification Level	PHG (MCLG)	Range of Detection	Average Level	Most Recent Sampling Date	Typical Source of Constituent
Alkalinity (mg/L)	n/a	n/a	130 - 200	170	2018	
Calcium (mg/L)	n/a	n/a	42 - 81	55	2018	
Hardness [as CaCO <sub>3</sub> ] (mg/L)	n/a	n/a	130 - 230	180	2018	The sum of polyvalent cations present in the water, generally magnesium and calcium; the cations are usually naturally occurring
Hardness [as CaCO <sub>3</sub> ] (grains/gal)	n/a	n/a	7.6 - 13	11	2018	
Magnesium (mg/L)	n/a	n/a	6.1 - 21	11	2018	
pH (pH units)	n/a	n/a	n/a	7.9	2018	
Potassium (mg/L)	n/a	n/a	2.1 - 2.4	2.3	2018	
Sodium (mg/L)	n/a	n/a	18 - 48	33	2018	Refers to the salt present in the water and is generally naturally occurring

ND = Not Detected

CaCO<sub>3</sub> = Calcium Carbonate

This table includes data only on constituents that were detected.

*Golden State Water's top priority is to protect the quality of your water supply. In every one of our water systems, a team of highly-trained employees monitors water quality on an on-going basis to ensure that our customers are receiving high-quality water.*



## Laboratory Analyses

Through the years, we have taken thousands of water samples to determine the presence of any radioactive, biological, inorganic, volatile organic, or synthetic organic contaminants in your drinking water. The table we provide shows only detected contaminants in the water.

Even though all the substances listed here are under the Maximum Contaminant Level (MCL), we feel it is important that you know exactly what was detected and how much of these substances were present in your water. Compliance (unless otherwise noted) is based on the average level of concentration below the MCL. The state allows us to monitor for some contaminants less than once per year because the concentrations do not change frequently. Some of our data, while representative, is more than a year old.



**Lead** – If present, elevated levels of lead can cause serious health problems, especially for pregnant women and young children. Lead in drinking water is primarily from materials and components associated with service lines and home plumbing. Golden State Water Company is responsible for providing high-quality drinking water, but cannot control the variety of materials used in plumbing components. When your water has been sitting for several

hours, you can minimize the potential for lead exposure by flushing your tap for 30 seconds to two minutes before using water for drinking or cooking. If you are concerned about lead in your water, you may wish to have your water tested. Information about lead in drinking water, testing methods and steps you can take to minimize exposure is available from the Safe Drinking Water Hotline at 1.800.426.4791 or at [www.epa.gov/safewater/lead](http://www.epa.gov/safewater/lead).

**School Lead Testing** – Water quality and protecting public health are top priorities for Golden State Water Company, and we are proud to have partnered with schools throughout our service areas over the last few years to test the drinking water at their facilities for the presence of lead.

California state law (AB 746), established in 2018, requires that all public K-12 schools built before January 1, 2010, have their drinking water tested for lead before the deadline of July 1, 2019. Golden State Water worked collaboratively with schools we serve to ensure 100% compliance.

To learn more about the school lead testing program, please visit [www.gswater.com/schools](http://www.gswater.com/schools).

### Lucerne Water System – Distribution Water Quality

Disinfection Byproducts and Disinfectant Residuals (units)	Primary MCL (MRDL)	PHG (MRDLG)	Range of Detection	Average Level	Most Recent Sampling Date	Typical Source of Constituent	
Chlorine [as Cl <sub>2</sub> ] (mg/L)	(4.0)	(4)	0.3 - 1.2	0.7	2019	Drinking water disinfectant added for treatment	
TTHMs [Total Trihalomethanes] (µg/L)	80	n/a	1.4 - 3.3	2.5	2019	Byproduct of drinking water disinfection	
Inorganic Constituents (units)	Action Level	PHG (MCLG)	Sample Data	90th % Level	Most Recent Sampling Date	Typical Source of Constituent	
Copper (mg/L)	1.3	0.3	None of the 10 samples collected exceeded the action level.	0.11	2019	Internal corrosion of household plumbing systems; erosion of natural deposits; leaching from wood preservatives	
Lead sampling in schools and residential plumbing	Action Level	PHG	Sample Data	90th % Level	Most Recent Sampling Date	Typical Source	Number of Schools Tested (a)
Lead (µg/L)	15	0.2	None of the 10 samples collected exceeded the action level.	ND	2019	Internal corrosion of household water plumbing systems; discharges from industrial manufacturers; erosion of natural deposits.	Golden State Water Company does not provide water to any schools in this service area.

(a) The State of California made lead sampling in schools mandatory with a compliance window through 2019.

ND = Not Detected

This table includes data only on constituents that were detected.



## For People with Sensitive Immune Systems

Some people may be more vulnerable to contaminants in drinking water than the general population. Immuno-compromised people, such as those individuals with cancer undergoing chemotherapy, those who have undergone organ transplants, those with HIV/AIDS or other immune system disorders, some elderly populations, and infants, can be particularly at risk from infections. These people should seek advice from their health care providers.

The USEPA and Centers for Disease Control issue guidelines on appropriate means to lessen the risk of infection by *Cryptosporidium* and other microbial contaminants. To obtain a copy of these guidelines, please call the USEPA's Safe Drinking Water Hotline at 1.800.426.4791.

## Risk to Tap and Bottled Water

Drinking water, including bottled water, may reasonably be expected to contain small amounts of some contaminants. The presence of contaminants does not necessarily indicate that water poses a health risk. More information about contaminants and potential health effects can be obtained by calling the USEPA's Safe Drinking Water Hotline at 1.800.426.4791.

The sources of drinking water (both tap water and bottled water) include rivers, lakes, streams, ponds, reservoirs, springs, and wells. As water travels over the surface of the land or through the layers in the ground, it dissolves naturally occurring minerals and, in some cases, radioactive material, which can pick up substances resulting from the presence of animal or human activity.

In order to ensure that tap water is safe to drink, the U.S. Environmental Protection Agency (U.S. EPA) and the State Water Resources Control Board (State Board) prescribe regulations that limit the amount of certain contaminants in water provided by public water systems. The U.S. Food and Drug Administration regulations and California law also establish limits for contaminants in bottled water that provide the same protection for public health.

### Contaminants in Drinking Water Sources May Include:

- ◆ Microbial contaminants, such as viruses and bacteria, which may come from sewage treatment plants, septic systems, agricultural livestock operations and wildlife
- ◆ Inorganic contaminants, such as salts and metals, which can be naturally occurring or result from urban stormwater runoff, industrial or domestic wastewater discharges, oil and gas production, mining, and farming
- ◆ Pesticides and herbicides that may come from a variety of sources such as agriculture, urban stormwater runoff and residential uses
- ◆ Organic chemical contaminants, including synthetic and volatile organic chemicals, which are byproducts of industrial processes and petroleum production, and can also come from gas stations, urban stormwater runoff and septic systems
- ◆ Radioactive contaminants that can be naturally occurring or be the result of oil and gas production and mining activities

## Cross Connection Control Program

Golden State Water Company's Cross Connection Control Program provides a level of certainty that the water in the company's distribution system is protected from possible backflow of contaminated water from commercial or industrial customers' premises. For additional information, visit <http://www.gswater.com/protecting-our-drinking-water/>.



## Flushing

Hydrant flushing is an essential maintenance procedure that all water providers must perform periodically to ensure the water delivered to customers meets state and federal drinking water standards. In 2019, GSWC launched NO-DES, or Neutral Output-Discharge Elimination System, units in our Southwest service area to help flush our system sustainably.

Traditional hydrant flushing discharges hundreds of thousands of gallons of water onto the street. Golden State Water's NO-DES truck offers a new maintenance technology, connecting two hydrants to a complex filtration system which cleans the water and returns it to the distribution system.

For more information about hydrant flushing, visit [www.gswater.com/no-des-flushing/](http://www.gswater.com/no-des-flushing/).

## If You Have Questions – Contact Us

For information about your water quality or to find out about upcoming opportunities to participate in public meetings, please contact our 24-hour Customer Service Center at 1.800.999.4033. Visit us online at [www.gswater.com](http://www.gswater.com) or email us at [customerservice@gswater.com](mailto:customerservice@gswater.com).

Este informe contiene información muy importante sobre su agua de beber. Tradúzcalo o hable con alguien que lo entienda bien.



## Connect with us to learn more!

Visit [www.gswater.com](http://www.gswater.com) to:

- ◆ Access the latest Water Quality Report for your area
- ◆ Get the latest updates and news regarding the drought and state/local restrictions
- ◆ Learn more about water-use efficiency, including programs and rebates in your area
- ◆ Understand your water bill and learn about payment options
- ◆ Obtain information about programs for low-income customers (CARW)
- ◆ Sign up to receive email updates about your water service.

For additional information, please contact our 24-hour Customer Service Center at **1.800.999.4033** or email us at [customerservice@gswater.com](mailto:customerservice@gswater.com).

## Infrastructure Investments

Water providers have a duty to maintain the local water infrastructure to ensure that the delivery of reliable, quality water is not compromised. At GSWC, we take that responsibility seriously.

In 2019, GSWC installed 76,560 feet of pipeline, 1,920 service lines and 153 fire hydrants throughout the state. Proactive system investments like these are critical to protect the quality of water we serve to the customers and to avoid the costly and sometimes dangerous effects of deferring maintenance.

Customers interested in learning more about current and completed infrastructure projects in their service areas are encouraged to visit [www.gswater.com/infrastructure-investments](http://www.gswater.com/infrastructure-investments).



*A drought-tolerant garden.*

## Conserving for California

After a wet 2018-19 winter season that lifted California out of a drought, the state has experienced yet another year of minimal rain that will have a direct impact on our lakes, reservoirs and groundwater aquifers. As Californians, it is our duty to make conservation a way of life and protect this precious resource that only continues to become more scarce.

GSWC is proud to be your conservation partner and reminds customers that we must continue to use water responsibly to ensure supplies will be available when they are needed. It is important that we all work together to incorporate water-use efficiency into our daily lives.

To learn more about conservation programs and/or water-use restrictions in your area, please visit [www.gswater.com](http://www.gswater.com) or call 1.800.999.4033.