


2025 Consumer Confidence Report Certification Form

Water System Name:	City of Redlands
Water System Number:	CA3610037

The water system named above hereby certifies that its Consumer Confidence Report was distributed on 6/26/25 to customers (and appropriate notices of availability have been given). Further, the system certifies that the information contained in the report is correct and consistent with the compliance monitoring data previously submitted to the State Water Resources Control Board, Division of Drinking Water (DDW).

Certified by:

Name: Paul Mariscal	Title: Water Utility Manager
Signature: 	Date: 6/30/2025
Phone number: (909) 798-7502	

To summarize report delivery used and good-faith efforts taken, please complete this page by checking all items that apply and fill-in where appropriate:

- ☐ CCR was distributed by mail or other direct delivery methods (attach description of other direct delivery methods used).
- ☒ CCR was distributed using electronic delivery methods described in the Guidance for Electronic Delivery of the Consumer Confidence Report (water systems utilizing electronic delivery methods must complete the second page).
- ☐ "Good faith" efforts were used to reach non-bill paying consumers. Those efforts included the following methods:
 - ☒ Posting the CCR at the following URL: <http://www.cityofredlands.org/CCR2025>
 - ☐ Mailing the CCR to postal patrons within the service area (attach zip codes used)
 - ☐ Advertising the availability of the CCR in news media (attach copy of press release)
 - ☐ Publication of the CCR in a local newspaper of general circulation (attach a copy of the published notice, including name of newspaper and date published)
 - ☒ Posted the CCR in public places (attach a list of locations)
 - ☐ Delivery of multiple copies of CCR to single-billed addresses serving several persons, such as apartments, businesses, and schools
 - ☐ Delivery to community organizations (attach a list of organizations)
 - ☐ Publication of the CCR in the electronic city newsletter or electronic community newsletter or listserv (attach a copy of the article or notice)

- ☐ Electronic announcement of CCR availability via social media outlets (attach list of social media outlets utilized)
- ☐ Other (attach a list of other methods used)
- ☐ *For systems serving at least 100,000 persons:* Posted CCR on a publicly-accessible internet site at the following URL: _____
- ☐ *For privately-owned utilities:* Delivered the CCR to the California Public Utilities Commission

Consumer Confidence Report Electronic Delivery Certification

Water systems utilizing electronic distribution methods for CCR delivery must complete this page by checking all items that apply and fill-in where appropriate.

- ☒ Water system mailed a notification that the CCR is available and provides a direct URL to the CCR on a publicly available website where it can be viewed (attach a copy of the mailed CCR notification). URL: <http://www.cityofredlands.org/CCR2025>
- ☐ Water system emailed a notification that the CCR is available and provides a direct URL to the CCR on a publicly available site on the Internet where it can be viewed (attach a copy of the emailed CCR notification). URL: www._____
- ☐ Water system emailed the CCR as an electronic file email attachment.
- ☐ Water system emailed the CCR text and tables inserted or embedded into the body of an email, not as an attachment (attach a copy of the emailed CCR).
- ☐ *Requires prior DDW review and approval.* Water system utilized other electronic delivery method that meets the direct delivery requirement.

Provide a brief description of the water system's electronic delivery procedures and include how the water system ensures delivery to customers unable to receive electronic delivery.

Postcards mailed to each customer providing notification that the CCR is available utilizing the direct URL to the CCR on the City's publicly available website. Notification also provided information on how to obtain a paper copy.

This form is provided as a convenience and may be used to meet the certification requirement of section 64483(c) of the California Code of Regulations.

Company Detail	
Company Name	CITY OF REDLANDS/ RECREATION DIVISION
Address	PO BOX 3005 REDLANDS, CA 92373-1505
Contact Name	DAVE JAFFE
Phone Number	(909)798-7572
Profit Indicator	P
PS Form 3607R - Mailing Transaction Receipt	
Account Holder Account Number	252239
Account Holder Permit Number	1123
Account Holder Permit Type	PI
Account Holder CRID	2508136
Post Office of Permit	SAN BERNARDINO CA 92423-9998
Post Office of Mailing	SAN BERNARDINO CA 92423-9998
Post Office of Permit Cost Center	056744-0952
Post Office of Mailing Cost Center	056744-0952
Mailing Agent Name	WIRZ AND COMPANY
Mailing Agent CRID	2501312
Mail Owner Name	CITY OF REDLANDS BULK
Mail Owner CRID	2508136
JOB ID	77Q0NQWO
Customer Reference ID	
Class of Mail	USPS Marketing Mail
Processing Category	Flats
Postage Statement ID	664294475
Mailing Group ID	517228832
Mailer's Mailing Date	06/26/2025
Mailer Declared Total Pieces	38,755 pcs.
Mailer Declared Total Weight	581.3250 lbs.
Mailer Declared Weight of a single-piece	0.0150 lbs.
USPS Determined Total Pieces	38,755 pcs.
USPS Determined Total Weight	581.3250 lbs.
USPS Determined Weight of a single-piece	0.0150 lbs.
Total Number of Containers	60
Total Adjusted Postage	\$ 8,913.65
Payment Date and Time	06/26/2025 12:15
Payment Transaction Number	202517714151230M1
Adjustment Transaction Number	
Mailer Figures Adjusted?	No
Person authorizing adjustment	
Name	
Phone Number	
Acceptance Site Mailer ID	
Clerk Initials	SSZ
Mail Arrival Date and Time	06/26/2025 12:13



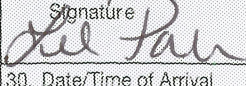
Plant-Verified Drop Shipment (PVDS)

Verification and Clearance

This form available at www.usps.com.1. Requested In-Home Delivery Date
(3-day window)

2. Drop Ship Appointment Number

See Instruction on Reverse

3. Mailer Name Wirz & Company Printing Inc.		4. FAST Scheduler ID		5. Mailer Contact Name Annette Webb		6. Mailer Contact Telephone (Include area code) 909-825-6970	
7. Origin Plant Location (City, State, ZIP+4®) SAN BERNARDINO CA 92403				8. Check One <input checked="" type="checkbox"/> Identical-Weight Pieces Weight of a Single Piece 0.0150 lbs. <input type="checkbox"/> Nonidentical-Weight Pieces			
9. Class of Mail <input type="checkbox"/> Periodicals <input checked="" type="checkbox"/> Marketing Mail <input type="checkbox"/> Package Services <input type="checkbox"/> International (Specify class)		10. Product or Publication Title or Names		11. Total Gross Weight of Shipment (Verified at origin office) 613.3250			
				12. Type of Mail Processing Category <input type="checkbox"/> Letters <input type="checkbox"/> Automation Compatible <input checked="" type="checkbox"/> Flats <input type="checkbox"/> Machinable Parcels <input type="checkbox"/> Nonstandard Parcels			
13. Pallets		a. No. Pallets of Trays 2	b. No. Pallets of Sacks 0	c. No. Pallets of Parcels 0	d. No. Pallets of Bundles 0	13.e. Non-Palletized Containers	
Optional if Pallet Presort is known.	i. 5-Digit	0	0	0	0	i. No. of Bundles	
	ii. 5-D Scheme	0	0	0	0	ii. No. of Trays 6	
	iii. 5-D CR	0	0	0	0	iii. No. of Sacks	
	iv. 5-D Scheme CR	0	0	0	0	iv. No. of Parcels	
	v. 3-D	0	0	0	0	v. No. of Air Boxes	
	vi. All Other	0	0	0	0	vi. No. of Other 0	
14. Entry Discounts Claimed <input type="checkbox"/> DDU <input type="checkbox"/> DNDC <input type="checkbox"/> Mailing Includes Pieces for Delivery Outside Service Area of Entry Office <input checked="" type="checkbox"/> DSCF <input type="checkbox"/> DADC <input type="checkbox"/> International Service Center (ISC) <input type="checkbox"/> International: _____							
15. Comments -- Record SCF/ADC/NDC/ASF designator(s) and ZIP Code(s) from the DMM label list for mailing presented, or attach register. SCF 923							
16a. Contact at Company Making Drop Shipment Appointment						16b. Telephone	
17. Origin Post Office™ (City, State, ZIP+4®) SAN BERNARDINO CA 92403-9998				26a. Name of USPS® Employee Verifying Mail SHIRLEY ZARZOSO		26b. Employee's Telephone Number (Include area code) 909-335-4407	
18. Verified at: <input type="checkbox"/> DMU (Mailer's plant) <input checked="" type="checkbox"/> BMEU or Post Office				26c. Signature of Verifying Employee 		27. Round Stamp (Required) 	
19. Permit Number 1123		20. Postage Payment Method (Except for Periodicals) <input checked="" type="checkbox"/> Permit <input type="checkbox"/> Stamped <input type="checkbox"/> Meter		26d. USPS Contact Name (If other than verifying employee) KIM RICHARDS			
21. Total Pieces		22. Total Weight of Mailing					
23. Vehicle PVDS Seal Number		24. Vehicle ID Number					
25. Comments				33. Load Condition Irregularities <input type="checkbox"/> Broken Pallets <input type="checkbox"/> Mailings are not separated by PS Form 8125 <input type="checkbox"/> Container Counts do not match PS Form 8125 <input type="checkbox"/> Overweight Pallets <input type="checkbox"/> Damaged Mail <input type="checkbox"/> Pallets Too Tall <input type="checkbox"/> Improper Mail Makeup <input type="checkbox"/> Incorrect Mail Class <input type="checkbox"/> Load Unsafe <input type="checkbox"/> Other (Describe in item 32) <input type="checkbox"/> Incorrect Appointment Type			
28. Entry Office (Facility Name, address, city, state and ZIP code as found in the Drop Ship Product) MORENO VALLEY 23800 CACTUS AVE MORENO VALLEY CA 92553-9995							
29a. USPS Receiving Employee Signature 		29b. USPS Receiving Employee Name Hilary Parker		34. Scan the bar code upon receipt.			
30. Date/Time of Arrival 6-27-25 9:03		31. Date/Time of Departure 6-27-25 9:14					
32. Comments (NOTE: Enter bedload discrepancies as percentages and pallet discrepancies as pallet counts.)							



CONSUMER CONFIDENCE REPORT



2025 WATER QUALITY REPORT:

Ensuring Safe and Reliable Drinking Water for Redlands Residents

This report contains important information about your drinking water.

Please contact the City of Redlands at 35 Cajon Street, Suite, 15A Redlands, Ca. 92373 or Customer Service at (909) 798-7516 for assistance.

Last year, as in years past, your tap water met all U.S. EPA and State drinking water health standards. The City of Redlands vigilantly safeguards its water supplies and once again, we are proud to report that our system has never violated a maximum contaminant level or any other water quality standard. This brochure is a snapshot of last year's water quality. Included are details about where your water comes from, what it contains, and how it compares to State standards. We are committed to providing you with information because informed customers are our best allies.

Water Quality and Health: What You Should Know

Drinking water, including bottled water, may reasonably be expected to contain at least small amounts of some contaminants. The presence of contaminants does not necessarily indicate that water poses a health risk. More information about contaminants and potential health effects can be obtained by calling the U.S. EPA's Safe Drinking Water Hotline (1-800-426-4791).

The U.S. Food and Drug Administration regulations and California law also establish limits for contaminants in bottled water that provide the same protection for public health.

Additional information on bottled water is available on the California Department of Public Health's website at

<https://www.cdph.ca.gov/Programs/CEH/DFDCS/Pages/FDBPrograms/FoodSafetyProgram/Water.aspx>



Some people may be more vulnerable to contaminants in drinking water than the general population. Immuno-compromised persons such as persons with cancer undergoing chemotherapy, persons who have undergone organ transplants, people with HIV/AIDS or other immune system disorders, some elderly, and infants can be particularly at risk from infections. These people should seek advice about drinking water from their health care providers. U.S. EPA/Centers for Disease Control (CDC) guidelines on appropriate means to lessen the risk of infection by *Cryptosporidium* and other microbial contaminants are available from the Safe Drinking Water Hotline (1-800-426-4791).

City of Redlands Water System: Sources, Treatment, and Protection

The City of Redlands was incorporated in 1888 and has developed extensively from its origin as an agricultural area. More than 75,000 residents in Redlands, Mentone, parts of Crafton Hills and San Timoteo Canyon, and small parts of Loma Linda and San Bernardino depend on the Redlands Municipal Utilities & Engineering Department to provide water service to their homes and businesses.

The City of Redlands water system is supported by groundwater and surface water sources. Surface water sources include the Santa Ana River Watershed, Mill Creek Watershed and California State Water Project. Approximately 50% of the of the drinking water produced is treated surface water delivered by the Horace P. Hinckley and Henry Tate conventional surface water treatment plants. The remaining 50% is produced by 23 local groundwater wells located within the Bunker Hill Groundwater Basin.

The City of Redlands is committed to protecting its water sources from possible contamination. Source water assessments were completed in 2002 and 2025 for all of Redlands' drinking water supplies. These assessments help to identify the vulnerability of drinking water supplies to contamination from typical human activities and provide basic information necessary to develop programs to protect City drinking water supplies.

Possible contaminants may originate from: agricultural drainage, urban runoff, septic systems, sewer collection systems, junk/scrap/salvage operations, crop irrigation, underground storage tanks at automobile gas stations and illegal dumping. Anyone interested in receiving a copy of the source water assessment should contact Paul Mariscal, Water Utility Manager at (909) 798-7502.

The sources of drinking water (both tap water and bottled water) include rivers, lakes, streams, ponds, reservoirs, springs, and wells. As water travels over the surface of the land or through the ground, it dissolves naturally-occurring minerals and, in some cases, radioactive material, and can pick up substances resulting from the presence of animals or from human activity.

In order to ensure that tap water is safe to drink, the U.S. Environmental Protection Agency (U.S. EPA) and the State Water Resources Control Board (State Water Board) prescribe regulations that limit the amount of certain contaminants in water provided by public water systems. State Water Board regulations also establish limits for contaminants in bottled water that provide the same protection for public health.

Contaminants that may be present in source water include:

Microbial contaminants, such as viruses and bacteria, that may come from sewage treatment plants, septic systems, agricultural livestock operations, and wildlife.

Inorganic contaminants, such as salts and metals, that can be naturally-occurring or result from urban storm water runoff, industrial or domestic wastewater discharges, oil and gas production, mining, or farming.

Pesticides and herbicides, that may come from a variety of sources such as agriculture, urban storm water runoff, and residential uses.

Organic chemical contaminants, including synthetic and volatile organic chemicals, that are byproducts of industrial processes and petroleum production, and can also come from gas stations, urban storm water runoff, agricultural application, and septic systems.

Radioactive contaminants, that can be naturally-occurring or be the result of oil and gas production and mining activities.

Water Tip: Take short showers – a 5-minute shower uses 4 to 5 gallons of water compared to up to 50 gallons for a bath.



UNITS OF MEASURE EQUIVALENCE

- ✦ **Milligrams per liter (mg/L)**
also known as parts per million (ppm), represents a concentration equivalent to one second in 11.5 days
- ✦ **Micrograms per liter (µg/L)**
or parts per billion (ppb), equates to one second in nearly 32 years
- ✦ **Nanograms per liter (ng/L)**
also referred to as parts per trillion (ppt), corresponds to one second in nearly 32,000 years
- ✦ **Picograms per liter (pg/L)**
parts per quadrillion (ppq), is equivalent to one second in almost 32 million years

KEY DEFINITIONS

- ✦ **Maximum Contaminant Level (MCL):** The highest level of a contaminant that is allowed in drinking water. Primary MCLs are set as close to the PHGs (or MCLGs) as is economically and technologically feasible. Secondary MCLs are set to protect the odor, taste, and appearance of drinking water.
- ✦ **Maximum Contaminant Level Goal (MCLG):** The level of a contaminant in drinking water below which there is no known or expected risk to health. MCLGs are set by the U.S. Environmental Protection Agency.

- ✦ **Public Health Goal (PHG):** The level of a contaminant in drinking water below which there is no known or expected risk to health. PHGs are set by the California Environmental Protection Agency.
- ✦ **Primary Drinking Water Standard (PDWS):** MCLs, MRDLs and treatment techniques (TTs) for contaminants that affect health, along with their monitoring and reporting requirements.
- ✦ **Maximum Residual Disinfectant Level (MRDL):** The highest level of a disinfectant allowed in drinking water. There is convincing evidence that addition of a disinfectant is necessary for control of microbial contaminants.
- ✦ **Maximum Residual Disinfectant Level Goal (MRDLG):** The level of a drinking water disinfectant below which there is no known or expected risk to health. MRDLGs do not reflect the benefits of the use of disinfectants to control microbial contaminants.
- ✦ **Regulatory Action Level (AL):** The concentration of a contaminant which, if exceeded, triggers treatment or other requirements that a water system must follow.
- ✦ **Treatment Technique (TT):** A required process intended to reduce the level of a contaminant in drinking water

Water Tip: Run your clothes washer and dishwasher only when they are full. You can save up to 1,000 gallons a month.

ACRONYMS & ABBREVIATIONS

AL	Action Level
AWQR	Annual Quality Report
CCR	Consumer Confidence Report
CWS	Community Water System
DDW	Division of Drinking Water
HAA5	Sum of Five Regulated HAAs, i.e., Monochloroacetic Acid, Monobromoacetic Acid, Dichloroacetic Acid, Dibromoacetic Acid, and Trichloroacetic Acid
HIV/AIDS	Human Immunodeficiency Virus / Acquired Immunodeficiency Syndrome
HSC	Health and Safety Code
LCR	Lead and Copper Rule
MCL	Maximum Contaminant Level
MCLG	Maximum Contaminant Level Goal
mg/L	milligrams per liter
MRDL	Maximum Residual Disinfectant Level
MRDLG	Maximum Residual Disinfectant Level Goal
mrem	millirems
mrem/yr	millirems per year
N/A	Not Applicable
ND	Non-Detected
NL	Notification Level
NTU	Nephelometric Turbidity Units
pCi/L	picouries per liter
PDWS	Primary Drinking Water Standard
PFHxS	Perfluorohexanesulfonic acid
PFOA	Perfluorooctanoic Acid
PFOS	Perfluorooctanesulfonic Acid
PHG	Public Health Goal
ppb	parts per billion
ppm	parts per million
ppq	parts per quadrillion
ppt	parts per trillion
PWS	Public Water System
SDWA	Safe Drinking Water Act
RL	Response Level
State Water Board	State Water Resources Control Board
SWTR	Surface Water Treatment Rule
TCR	Total Coliform Rule
TOC	Total Organic Carbon
TT	Treatment Technique
TTHM	Total Trihalomethanes, or Sum of Four Regulated THMs, i.e., Chloroform, Bromodichloromethane, Dibromochloromethane, and Bromoform
UCMR	Unregulated Contaminant Monitoring Rule
U.S. EPA	United States Environmental Protection Agency

Water Tip: Water plants only when necessary.

Water Tip: Eliminate excess use of lawn and garden fertilizers and pesticides – they contain hazardous chemicals that can reach your drinking water source.

Water Tip: Dispose of chemicals properly; take used motor oil to a recycling center.

INORGANIC CONTAMINANTS

Water Tip: If you have your own septic system, properly maintain your system to reduce leaching to water sources or consider connecting to a public water system.

The State allows us to monitor for some contaminants less than once per year because the concentrations of these contaminants do not change frequently. Some of our data, though representative, are more than one year old.

Contaminant (CCR units)	Year	MCL in CCR units	PHG (MCLG) in CCR units	Groundwater Supply Average	Groundwater Supply Range	Surface Water Supply Average (Treated)	Surface Water Supply Range (Treated)	Violation
Aluminum (mg/L)	2024	1	0.6	0.005	ND - 0.065	ND	ND	No
Chromium [Hexavalent] (µg/L)	2024	10	0.02	0.9	0.16 - 7	0.18	0.12 - 0.24	No
Fluoride (naturally occurring) (mg/L)	2024	2	1	0.65	0.37 - 0.81	0.43	0.1 - 0.75	No
Nitrate (mg/L)	2024	10 (as N)	10 (as N)	2.2	0.8 - 5.6	ND	ND	No
Perchlorate (µg/L)	2024	6	1	0.6	ND - 4.1	ND	ND	No

NITRATE

- Nitrate in drinking water at levels above 10 mg/L is a health risk for infants of less than six months of age.
- Such nitrate levels in drinking water can interfere with the capacity of the infant's blood to carry oxygen, resulting in a serious illness; symptoms include shortness of breath and blueness of the skin.
- If you are caring for an infant, or you are pregnant, you should ask advice from your health care provider.
- Nitrate levels above 10 mg/L may also affect the ability of the blood to carry oxygen in other individuals, such as pregnant women and those with certain specific enzyme deficiencies.

Water Tip: Shut off water while brushing your teeth, washing your hair, and shaving and save up to 500 gallons a month.

Major Sources in Drinking Water	Health Effects Language
Erosion of natural deposits; residue from some surface water treatment processes.	Some people who drink water containing aluminum in excess of the MCL over many years may experience short-term gastrointestinal tract effects.
Erosion of natural deposits; transformation of naturally occurring trivalent chromium to hexavalent chromium by natural processes and human activities such as discharges from electroplating factories, leather tanneries, wood preservation, chemical synthesis, refractory production, and textile manufacturing facilities.	Some people who drink water containing hexavalent chromium in excess of the MCL over many years may have an increased risk of getting cancer.
Erosion of natural deposits; water additive that promotes strong teeth; discharge from fertilizer and aluminum factories.	Some people who drink water containing fluoride in excess of the federal MCL of 4 mg/L over many years may get bone disease, including pain and tenderness of the bones. Children who drink water containing fluoride in excess of the state MCL of 2 mg/L may get mottled teeth.
Runoff and leaching from fertilizer use; leaching from septic tanks and sewage; erosion of natural deposits.	Infants below the age of six months who drink water containing nitrate in excess of the MCL may quickly become seriously ill and, if untreated, may die because high nitrate levels can interfere with the capacity of the infant's blood to carry oxygen. Symptoms include shortness of breath and blueness of the skin. High nitrate levels may also affect the oxygen-carrying ability of the blood of pregnant women.
Perchlorate is an inorganic chemical used in solid rocket propellant, fireworks, explosives, flares, matches, and a variety of industries. It usually gets into drinking water as a result of environmental contamination from historic aerospace or other industrial operations that used or use, store, or dispose of perchlorate and its salts.	Perchlorate has been shown to interfere with uptake of iodide by the thyroid gland, and to thereby reduce the production of thyroid hormones, leading to adverse effects associated with inadequate hormone levels. Thyroid hormones are needed for normal prenatal growth and development of the fetus, as well as for normal growth and development in the infant and child. In adults, thyroid hormones are needed for normal metabolism and mental function.

Water Tip: Use a water-efficient showerhead. They are inexpensive, easy to install, and can save you up to 750 gallons a month.

Water Tip: Adjust sprinklers so only your lawn is watered. Apply water only as fast as the soil can absorb it and during the cooler parts of the day to reduce evaporation.

LEAD & COPPER

If present, elevated levels of lead can cause serious health problems, especially for pregnant women and young children. Lead in drinking water is primarily from materials and components associated with service lines and home plumbing.

The City of Redlands is responsible for providing high quality drinking water, but cannot control the variety of materials used in plumbing components. When your water has been sitting for several hours, you can minimize the potential for lead exposure by flushing your tap for 30 seconds to 2 minutes before using water for drinking or cooking.

If you are concerned about lead in your water, you may wish to have your water tested. Information on lead in drinking water, testing methods, and steps you can take to minimize exposure is available from the Safe Drinking Water Hotline or at <http://www.epa.gov/lead>

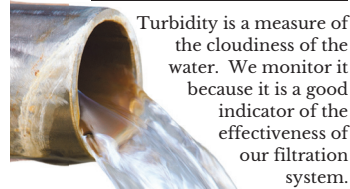
The City of Redlands has completed the initial lead service line inventory required by U.S. EPA's Lead and Copper Rule Revisions. The deadline for the initial inventories was October 16, 2024.

Through completing a historical records review and field investigations The City of Redlands has determined it has no lead or galvanized requiring replacement service lines in its distribution system. This includes any privately-owned or customer-owned service lines.

For more information on the 2024 Service Line Inventory see direct link at: www.cityofredlands.org/LeadServiceLineInventory2024

Contaminant (CCR units)	MCL In CCR Units	PHG (MCLG) in CCR units	Average	Range	Sample Date	Violation	Number of schools requesting lead sampling	Typical Source
Lead (µg/L)	AL = 15	0.2	ND	34 sites sampled; 0 sites over AL	2023	No	1	Internal corrosion of household water plumbing systems; discharges from industrial manufacturers; erosion of natural deposits
Copper (mg/L)	AL = 1.3	0.3	ND	34 sites sampled; 0 sites over AL	2023	No	N/A	Internal corrosion of household plumbing systems; erosion of natural deposits; leaching from wood preservatives

CONVENTIONAL SURFACE WATER TREATMENT PLANT FILTER PERFORMANCE



Turbidity is a measure of the cloudiness of the water. We monitor it because it is a good indicator of the effectiveness of our filtration system.

Contaminant	MCL	PHG	Level Found	Range	Sample Date	Violation	Typical Source
Turbidity	TT = 1 NTU	N/A	0.28 NTU	0.01 - 0.28	2024	No	Soil Runoff
	TT = 95% of samples ≤ 0.3 NTU	N/A	100%	0.01 - 0.28	2024	No	Soil Runoff

REGULATED CONTAMINANTS WITH SECONDARY DRINKING WATER STANDARDS

Monitoring required by section 64449 of the California Code of Regulations, Title 22.

Constituent	Year	Secondary MCL (units)	MCL in CCR Units	Ground-water Supply	Ground-water Range	Surface Water Supply (Treated)	Surface Water Supply Range (Treated)	Typical Source of Contaminant
Aluminum	2024	0.2 mg/L	200 µg/L	5	ND - 65	ND	ND	Erosion of natural deposits; residual from some surface water treatment processes
Color	2024	15 Units	15 Units	1.08	ND - 3	0.51	ND - 5	Naturally-occurring organic materials
Iron	2024	0.3 mg/L	300 µg/L	28.4	ND - 210	ND	ND	Leaching from natural deposits; industrial wastes
Manganese	2024	0.05 mg/L	50 µg/L	1.2	ND - 8.2	ND	ND	Leaching from natural deposits
Odor - Threshold	2024	3 Units	3 Units	0.14	ND - 1	0.6	ND - 17	Naturally-occurring organic materials
Turbidity	2024	5 Units	5 Units	0.48	0.1 - 2.4	0.11	ND - 0.30	Soil Runoff
Total Dissolved Solids [TDS]	2024	1,000 mg/L	1,000 mg/L	242	140 - 470	168	140 - 240	Runoff/leaching from natural deposits
Specific Conductance	2024	1,600 µS/cm	1,600 µS/cm	401	290 - 700	315	250 - 380	Substances that form ions when in water; seawater influence
Chloride	2024	500 mg/L	500 mg/L	19	6 - 53	29	5 - 52	Runoff/leaching from natural deposits; seawater influence
Sulfate	2024	500 mg/L	50 mg/L	28	16 - 60	25	17 - 33	Runoff/leaching from natural deposits; industrial wastes

Note: There are no PHGs, MCLGs, or mandatory standard health effects language for these constituents because secondary MCLs are set on the basis of aesthetic concerns.

MICROBIOLOGICAL CONTAMINANTS

Contaminant (CCR units)	Year	Traditional MCL	PHG	Distribution Supply	Surface Water Supply (Treated)	Violation	Major Sources in Drinking Water
E. coli (State Revised Total Coliform Rule)	2024	0	0	ND	ND	No	Human and animal fecal waste
Coliform Assessment and/or Corrective Action Violations	2024	TT	N/A	None	None	No	N/A
E. coli Assessment and/or Corrective Action Violations	2024	0	N/A	None	None	No	N/A
Turbidity	2024	TT	N/A	0.18 (Average)	0.03 (Average)	No	Soil runoff
<i>Giardia lamblia</i> , Viruses, Heterotrophic Plate Count (HPC) Bacteria, <i>Legionella</i> , <i>Cryptosporidium</i>	2024	Surface Water Treatment = TT	HPC = N/A; Others = (0)	ND	ND	No	Naturally present in the environment

SAMPLING RESULTS FOR SODIUM & HARDNESS



Constituent	Year	MCL / PHG (MCLG)	Ground-water Supply	Ground-water Range	Surface Water Supply (Treated)	Surface Water Supply Range (Treated)	Source Information
Sodium mg/L	2024	N/A	14	ND - 23	21	6 - 36	"Sodium" refers to the salt present in the water and is generally naturally occurring.
Hardness mg/L	2024	N/A	156	99 - 255	92	79 - 105	"Hardness" is the sum of polyvalent cations present in the water, generally magnesium and calcium. The cations are usually naturally occurring.

CONTAMINANTS



Health Effects Language
E. coli are bacteria whose presence indicates that the water may be contaminated with human or animal wastes. Human pathogens in these wastes can cause short-term effects, such as diarrhea, cramps, nausea, headaches, or other symptoms. They may pose a greater health risk for infants, young children, some of the elderly, and people with severely-compromised immune systems.
Coliforms are bacteria that are naturally present in the environment and are used as an indicator that other, potentially harmful, waterborne pathogens may be present or that a potential pathway exists through which contamination may enter the drinking water distribution system. When this occurs, we are required to conduct assessment(s) to identify problems and to correct any problems that were found.
E. coli are bacteria whose presence indicates that the water may be contaminated with human or animal wastes. Human pathogens in these wastes can cause short-term effects, such as diarrhea, cramps, nausea, headaches, or other symptoms. They may pose a greater health risk for infants, young children, the elderly, and people with severely compromised immune systems. When this occurs, we are required to conduct a detailed assessment to identify problems and to correct any problems that are found.
Turbidity has no health effects. However, high levels of turbidity can interfere with disinfection and provide a medium for microbial growth. Turbidity may indicate the presence of disease-causing organisms. These organisms include bacteria, viruses, and parasites that can cause symptoms such as nausea, cramps, diarrhea, and associated headaches.
Inadequately treated water may contain disease-causing organisms. These organisms include bacteria, viruses, and parasites that can cause symptoms such as nausea, cramps, diarrhea, and associated headaches.

Turbidity is a measure of the cloudiness of the water. We monitor it because it is a good indicator of water quality. High turbidity can hinder the effectiveness of disinfectants.



RADIOACTIVE

CONTAMINANTS

Water Tip: Teach your kids about water conservation to ensure a future generation that uses water wisely. Make it a family effort to reduce next month's water bill!

Contaminant (CCR units)	Year	MCL in CCR Units	PHG	Ground water Supply Average	Ground water Supply Range	Surface Water Supply Average	Surface Water Supply Range
Gross Alpha Particle Activity (pCi/L) [1]	2024	15	0	6.6	3.1 - 10.7	0.9	0.3 - 1.4
Gross Beta Particle Activity (pCi/L)	2024	50	0	3.2	ND - 8.1	2.9	0.3 - 4.4
Uranium (pCi/L)	2024	20	0.43	5.1	1.4 - 11.4	0.7	ND - 1.4

[1] Effective June 11, 2006, the gross beta particle activity MCL is 4 millirem/year annual dose equivalent to the total body or any internal organ. 50 pCi/L is used as a screening level.

Violation	Major Sources in Drinking Water	Health Effects Language
No	Erosion of natural deposits	Certain minerals are radioactive and may emit a form of radiation known as alpha radiation. Some people who drink water containing alpha emitters in excess of the MCL over many years may have an increased risk of getting cancer.
No	Decay of natural and man-made deposits	Certain minerals are radioactive and may emit forms of radiation known as photons and beta radiation. Some people who drink water containing beta and photon emitters in excess of the MCL over many years may have an increased risk of getting cancer.
No	Erosion of natural deposits	Some people who drink water containing uranium in excess of the MCL over many years may have kidney problems or an increased risk of getting cancer.

The State Water Resources Control Board considers 50 pCi/L to be the level of concern for beta particles.

Water Tip: Adjust sprinklers so only your lawn is watered. Apply water only as fast as the soil can absorb it and during the cooler parts of the day to reduce evaporation.

DISINFECTION BYPRODUCTS, RESIDUALS, AND BYPRODUCT PRECURSORS

Contaminant (CCR units)	Year	MCL or [MRDL] in CCR units	PHG, (MCLG) or [MRDLG]	Distribution System Average	Distribution System Range	Violation
TTHMs [Total Trihalomethanes] (µg/L)	2024	80	N/A	17	1 - 50	No
HAA5 [Sum of 5 Haloacetic Acids] (µg/L)	2024	60	N/A	12	ND - 38	No
Bromate (µg/L)	2024	10	0.1	0.2	ND - 1.6	No
Chlorine (mg/L)	2024	[MRDL = 4.0 (as Cl ₂)]	[MRDLG = 4 (as Cl ₂)]	1.0	0.30 - 2.1	No
Control of DBP Precursors (TOC)	2024	TT	N/A	0.8	0.5 - 1.8	No

Major Sources in Drinking Water	Health Effects Language
Byproduct of drinking water disinfection	Some people who drink water containing trihalomethanes in excess of the MCL over many years may experience liver, kidney, or central nervous system problems, and may have an increased risk of getting cancer.
Byproduct of drinking water disinfection	Some people who drink water containing haloacetic acids in excess of the MCL over many years may have an increased risk of getting cancer.
Byproduct of drinking water disinfection	Some people who drink water containing bromate in excess of the MCL over many years may have an increased risk of getting cancer.
Drinking water disinfectant added for treatment	Some people who use water containing chlorine well in excess of the MRDL could experience irritating effects to their eyes and nose. Some people who drink water containing chlorine well in excess of the MRDL could experience stomach discomfort.
Various natural and manmade sources	Total organic carbon (TOC) has no health effects. However, total organic carbon provides a medium for the formation of disinfection byproducts. These byproducts include trihalomethanes (THMs) and haloacetic acids (HAAs). Drinking water containing these byproducts in excess of the MCL may lead to adverse health effects, liver or kidney problems, or nervous system effects, and may lead to an increased risk of cancer.

UCMR 5

The 1996 Amendments to the SDWA required the U.S. EPA to establish criteria for a monitoring program for unregulated contaminants, and to publish, once every five years, a list of no more than 30 contaminants to be monitored by public water systems (PWS). Section 64450 of the California Code of Regulations also required certain water systems to monitor a number of unregulated contaminants, with contaminant lists that were published or revised in 1990, 1996, 2000, and 2003. This section of the California Code of Regulations was repealed effective October 18, 2007.

Water systems that continued to monitor for state unregulated contaminants are encouraged, but not required, to include the information regarding detected contaminants in the CCR. Although Section 64450 of the California Code of Regulations was repealed, the State Water Board may request water systems to monitor for specific contaminants per HSC section 116375(b).



Chemical	Year	California Notification Level (ng/L)	California Response Level (ng/L)	Federal MCLG (ng/L)	Federal *MCL (ng/L)	System Average (ng/L)	System Range (ng/L)	Required Public Notification	Violation
perfluorohexanesulfonic acid (PFHxS)	2024	3.0	20	10	10	0	ND - 4.8	Yes	No
perfluorooctanesulfonic acid (PFOS)	2024	6.5	40	0	4	0	ND - 5.8	No	No
perfluorooctanoic acid (PFOA)	2024	5.1	10	0	4	0	ND - 4.0	No	No

*Compliance with MCLs is determined by running annual averages at the sampling point.

SYNTHETIC ORGANIC CONTAMINANTS INCLUDING PESTICIDES AND HERBICIDES

Contaminant (CCR units)	Year	MCL	PHG	Ground-water Supply Average	Ground-water Supply Range	Surface Water Supply Average
Dibromochloropropane [DBCP] (ng/L)	2024	200	3	1.5	ND - 19	ND

WHAT ARE PFAS?

PFAS, or Per- and Polyfluoroalkyl Substances, are a large group of man-made substances that do not occur naturally in the environment and are resistant to heat, water, oil, grease, and stains.

Since the 1940s, PFAS have been used in industry and consumer products, such as: non-stick cookware, waterproof clothing, stain-resistant fabrics and carpets, some firefighting foams, and products that resist grease, water, and oil. PFAS can be found in a variety of consumer products and groundwater.

For more information on the City's response and corrective actions regarding PFAS please visit the website below.

<https://redlands-pfas-faq-coredlands.hub.arcgis.com/>

Notification levels (NLs) are nonregulatory, health-based advisory levels established for contaminants in drinking water for which MCLs have not been established. NLs are established as precautionary measures for contaminants that may be considered candidates for establishment of MCLs but have not yet undergone or completed the regulatory standard setting process prescribed for the development of MCLs and are not drinking water standards. NLs represent the concentration level of a contaminant in drinking water that does not pose a significant health risk but warrants notification. NLs are issued by the Division of Drinking Water and developed based on recommendations made by the OEHHA.

A **response level (RL)** is set higher than an NL and represents a recommended chemical concentration level at which water systems consider taking a water source out of service or provide treatment if that option is available to them. Starting in January 2020, water systems that receive a monitoring order and detect levels of PFAS substances that exceed the RL shall take a water source out of use, treat the water delivered, or provide public notification.

Health Effect Language
Perfluorohexane sulfonic acid exposures resulted in decreased total thyroid hormone in male rats.
Perfluorooctanesulfonic acid exposures resulted in immune suppression and cancer in laboratory animals.
Perfluorooctanoic acid exposures resulted in increased liver weight and cancer in laboratory animals.



Surface Water Supply Range	Violation	Major Sources in Drinking Water	Health Effects Language
ND	No	Banned nematocide that may still be present in soils due to runoff/leaching from former use on soybeans, cotton, vineyards, tomatoes, and tree fruit.	Some people who use water containing DBCP in excess of the MCL over many years may experience reproductive difficulties and may have an increased risk of getting cancer.

WE ARE COMMITTED TO PROVIDING YOU WITH INFORMATION BECAUSE INFORMED CUSTOMERS ARE OUR BEST ALLIES.

For questions about this report please contact:
Paul Mariscal, Water Utility Manager 909-798-7502



City Council Meetings & MUPWC Meetings

City Council meetings are held on the first and third Tuesdays of every month and the Municipal Utilities Public Works Commission (MUPWC) meetings are held the first Monday of even numbered months. All items that are heard by the City Council or the MUPWC are placed on the required agendas and posted at City Hall located at 35 Cajon Street, Redlands, California.

Please see <https://www.cityofredlands.org/meeting-agendas-minutes> for more information.

<https://www.cityofredlands.org>

這份報告含有關於您的飲用水的重要訊息。請用以下地址和電話聯繫 City of Redlands 以獲得中文的幫助: 35 Cajon Street, Suite 15A, Redlands, Ca. 92373 (909) 798-7516

Ang pag-uulat na ito ay naglalaman ng mahalagang impormasyon tungkol sa inyong inuming tubig. Mangyaring makipag-ugnayan sa City of Redlands 35 Cajon Street, Suite 15A Redlands, Ca. 92359 o tumawag sa (909) 798-7516 para matulungan sa wikang Tagalog.

لتفا برای کسب اطلاعات به سازمان City of Redlands آب آشامیدنی 35 Cajon Street Suite 15A Redlands, Ca. 92373 که در آدرس تماس بگیرید. شماره تلفن (909) 7516-798 است.

CITY OF REDLANDS

CONSUMER CONFIDENCE REPORT 2025


Water Quality Report

This report contains important information about your drinking water. Please contact the City of Redlands at 35 Cajon Street, Suite 15A, Redlands, CA 92373 or customer service at (909)-798-7516 for assistance.

Este informe contiene información muy importante sobre su agua potable. Para asistencia en español, favor de comunicarse con la Ciudad de Redlands ubicado al 35 Cajon Street, Suite 15A, Redlands, CA 92373 o por teléfono al (909) 798-7516 para asistirlo en español.



www.CityofRedlands.org/CCR2025



CITY OF REDLANDS

PRST-STD
U.S. POSTAGE
PAID
CITY, ST
PERMIT NO. XXX

PAPER COPIES OF THIS REPORT ARE AVAILABLE AT:



Municipal Utilities & Engineering Department
35 Cajon Street, Suite 15A



City Clerk's Office
35 Cajon Street, Suite 4



A.K. Smiley Public Library
125 West Vine Street

The City of Redlands 2025 Consumer
Confidence Report is available at

www.CityofRedlands.org/CCR2025