

2025

Published July 2026



DRINKING WATER QUALITY REPORT



“Dedicated to Quality, Service, and Innovation”

Dear Valued Customer,

Monte Vista Water District (MVWD) is dedicated to serving the highest quality water to our customers. We are proud to report that last year, as in years past, your tap water met all federal and state drinking water health standards. MVWD vigilantly safeguards its water supplies and, once again, we are proud to report that our system **did not have any violations** nor exceed maximum contaminant levels or any other water quality standard.

This water quality report provides details about where your drinking water comes from, what it contains, and how it compares to federal and state standards. You will also learn about the efforts and challenges involved in providing high-quality drinking water. For example, stricter standards have led to the expansion of MVWD’s treatment process to enhance the quality of water delivered to your home or business.

MVWD is committed to providing this information to you because we share an appreciation for the value and importance of clean drinking water for our community. Please share this information with anyone who drinks this water (or their guardians), especially those who may not have received this report directly (for example, people in apartments, nursing homes, schools, and businesses). You can share the direct link to this report by posting it in a public place or through email, newsletter, etc. MVWD can provide flyers for posting or newsletter copy to assist you in sharing this information. To request these materials, please contact MVWD’s Community Affairs Department at **(909) 624-0035**.

If you have any questions regarding this report, please contact MVWD’s Chief Operating Officer John Hughes at **(909) 624-0035**.

¿Necesita este informe traducido al español?

Este informe contiene información muy importante sobre su agua potable. Tradúzcalo o hable con alguien que lo entienda bien. Para conseguir copias de este informe traducidas al español, llame al **(909) 624-0035** o visite www.mvwd.org/reporte.

Sincerely,

MVWD Board of Directors

Sandra S. Rose, *President*
G. Michael Milhiser, *Vice President*
Tony Lopez, *Board Auditor*
Philip L. Erwin, *Director*
Manny Martinez, *Director*

MVWD General Manager / CEO

Justin Scott-Coe

MVWD'S WATER SUPPLY

Drinking water (both tap water and bottled water) can come from a variety of different sources, including rivers, streams, lakes, ponds, springs, groundwater and reservoirs. MVWD's drinking water supply is obtained from two main sources: groundwater and imported surface water. In addition, the District owns stock in San Antonio Water Company (SAWCo) and receives its entitlement through a connection with the City of Upland.

- ◆ **Groundwater:** Over many years, water that falls on the ground travels through the soil, is naturally filtered, and collects in "aquifers" hundreds of feet below the earth's surface. Groundwater is pumped from the ground through production wells, treated/disinfected, and distributed to customers. In 2025, approximately 79% of MVWD's water supply was produced from a series of aquifers known collectively as the Chino Groundwater Basin.
- ◆ **Imported Surface Water:** Water from rivers and streams in northern California is collected and transported through the California Aqueduct to southern California. MVWD's imported water supply is treated at the Agua de Lejos Treatment Plant in the city of Upland prior to distribution to customers. In 2025, approximately 16% of MVWD's water supply was imported from northern California.
- ◆ **City of Upland:** The source of Upland's water supply originates from local mountain and canyon runoff, groundwater, and imported water. In 2025, MVWD received approximately 5% of its water supply from San Antonio Water Company through Upland's water system.



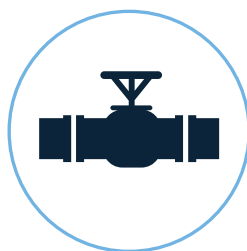
■ 79% Groundwater ■ 16% Imported
■ 5% SAWCo

For more information about MVWD's water supply sources, visit www.mvwd.org and follow the "Your Water" link.

OUR WATER FACILITIES



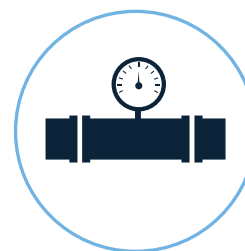
10 Active
Groundwater Wells




206 miles of
Distribution Pipeline



6 Storage Reservoirs
(13.2 Million Gallons Capacity)



4 Booster Stations
(4 Pressure Zones)




Lakes



Rivers



Reservoirs



Groundwater

YOUR DRINKING WATER SOURCES

The sources of drinking water (both tap water and bottled water) include rivers, lakes, streams, ponds, reservoirs, springs, and wells. As water travels over the surface of the land or through the ground, it dissolves naturally-occurring minerals and, in some cases, radioactive material, and can pick up substances resulting from the presence of animals or from human activity. Contaminants that may be present in source water include:

- ◆ Microbial contaminants, such as viruses and bacteria that may come from sewage treatment plants, septic systems, agricultural livestock operations, and wildlife.
- ◆ Inorganic contaminants, such as salts and metals, that can be naturally-occurring or result from urban stormwater runoff, industrial or domestic wastewater discharges, oil and gas production, mining, or farming.
- ◆ Pesticides and herbicides that may come from a variety of sources such as agriculture, urban stormwater runoff, and residential uses.
- ◆ Organic chemical contaminants, including synthetic and volatile organic chemicals that are by-products of industrial processes and petroleum production, and can also come from gas stations, urban stormwater runoff, agricultural application, and septic systems.
- ◆ Radioactive contaminants that can be naturally-occurring or be the result of oil and gas production and mining activities.

In order to ensure that tap water is safe to drink, the U.S. Environmental Protection Agency (U.S. EPA) and the State Water Resources Control Board (State Water Board) prescribe regulations that limit the amount of certain contaminants in water provided by public water systems. U.S. Food and Drug Administration regulations and California law also establish limits for contaminants in bottled water that provide the same protection for public health.

Drinking water, including bottled water, may reasonably be expected to contain at least small amounts of some contaminants. The presence of contaminants does not necessarily indicate that water poses a health risk. More information about contaminants and potential health effects can be obtained by calling the U.S. EPA's Safe Drinking Water Hotline at **1-800-426-4791**.

Source water assessments were conducted in 2002 and 2008 to determine the contamination vulnerabilities of MVWD's active wells. The sources are considered most vulnerable to the following activities associated with contaminants detected in the water supply: high density housing and commercial complexes, parks and schools, graveyards, grazing, sewer collection systems, automobile body shops, and industrial sites. In addition, the sources are considered most vulnerable to these activities: gas stations, dry cleaners, mining operations, hospitals, parking and transportation, above ground storage tanks, and permitted waste discharges. You may request a more detailed summary of the assessment by contacting the State Water Board sanitary engineer for MVWD at **(909) 383-4328** or MVWD's Operations Department at **(909) 624-0035**.

MVWD WATER TREATMENT AND TESTING

State-of-the-art technologies are used to treat and test the water served to MVWD's customers. To ensure proper disinfection, MVWD adds chlorine in the form of sodium hypochlorite, a chemical similar to household bleach, to the water supply produced by its groundwater wells. The chlorine kills harmful bacteria and viruses that might enter the system via a broken main or well contamination. Treated water from the Agua de Lejos Treatment Plant and the city of Upland's distribution system is introduced directly into MVWD's distribution system.

Approximately 50% of MVWD's groundwater supply requires treatment prior to distribution to meet drinking water standards. Portions of the basin contain elevated nitrate levels and 1,2,3-Trichloropropane (1,2,3-TCP), which can pose health risks at high concentrations. MVWD operates two treatment plants utilizing ion exchange to remove nitrates and granular activated carbon to address 1,2,3-TCP, along with one permitted nitrate blending facility to ensure delivered water remains in compliance.

MVWD safeguards the distribution system by actively monitoring for 88 contaminants. MVWD collects water samples from 16 California State Water Resources Control Board-approved locations evenly dispersed throughout our distribution system every week, as well as from each of the District's active wells each month.

STAY INFORMED

MVWD encourages customers to stay informed by attending our regularly scheduled Board of Directors meetings, which are held on the 2nd and 4th Wednesdays of each month, 6:00 p.m., at MVWD's offices located at 10575 Central Avenue, Montclair. Meeting agendas can be found on the MVWD website at www.mvwd.org. A time for public comment is included on each meeting's agenda.

MVWD also uses various social media platforms to share news, updates, events, and program information. Follow us at:



montevistawaterdistrict



MVWDwater



MonteVistaWaterDistrict





PUBLIC HEALTH INFORMATION

Nitrate in drinking water at levels above 10 ppm is a health risk for infants of less than six months of age. Such nitrate levels in drinking water can interfere with the capacity of the infant's blood to carry oxygen, resulting in a serious illness; symptoms include shortness of breath and blueness of the skin. Nitrate levels above 10 ppm may also affect the ability of the blood to carry oxygen in other individuals, such as pregnant women and those with certain specific enzyme deficiencies. If you are caring for an infant, or you are pregnant, you should ask advice from your health care provider.

Lead can cause serious health problems, especially for pregnant women and young children. Lead in drinking water is primarily from materials and components associated with service lines and home plumbing. MVWD is responsible for providing high quality drinking water and removing lead pipes, but cannot control the variety of materials used in plumbing components in your home. You share the responsibility for protecting yourself and your family from the lead in your home plumbing. You can take responsibility by identifying and removing lead materials within your home plumbing and taking steps to reduce your family's risk. Before drinking tap water, flush your pipes for several minutes by running your tap, taking a shower, doing laundry or a load of dishes. You can also use a filter certified by an American National Standards Institute accredited certifier to reduce lead in drinking water. If you are concerned about lead in your water and wish to have your water tested, contact MVWD at **(909) 624-0035**. Information on lead in drinking water, testing methods, and steps you can take to minimize exposure is available at <http://www.epa.gov/safewater/lead>.

In October, MVWD completed the initial lead service line inventory required by the U.S. EPA. Following a review of historical records and field investigations, MVWD has determined it has no lead or galvanized requiring replacement service lines in its distribution system. MVWD's service line inventory database can be viewed at www.mvwd.org/LSLI and will be updated as needed.

Some people may be more vulnerable to contaminants in drinking water than the general population. **Immuno-compromised persons** such as persons with cancer undergoing chemotherapy, persons who have undergone organ transplants, people with HIV/AIDS or other immune system disorders, some elderly, and infants can be particularly at risk from infections. These people should seek advice about drinking water from their healthcare providers. U.S. EPA/Centers for Disease Control (CDC) guidelines on appropriate means to lessen the risk of infection by *Cryptosporidium* and other microbial contaminants are available from the Safe Drinking Water Hotline at **1-800-426-4791** or on U.S. EPA's website at <http://www.epa.gov/safewater>.

ABOUT YOUR WATER

To develop this report, MVWD collected thousands of water samples that were analyzed for 88 different contaminants. Only contaminants that were detected are included in the Water Quality Data Tables on pages 8 - 10. If a contaminant is not listed, it was not detected. The State Water Board allows us to monitor for some contaminants less than once per year because the concentrations of these contaminants do not change frequently. Some of our data, though representative, are more than one year old.

UNITS OF MEASUREMENT

- ◆ **ppm:** Parts per million.
- ◆ **ppb:** Parts per billion.
- ◆ **ppt:** Parts per trillion.
- ◆ **pCi/L:** Picocuries per liter, a measure of radioactivity.
- ◆ **TON:** Threshold odor number, a number indicating the greatest dilution of a water sample.
- ◆ **ND:** Monitored for but not detected.
- ◆ **NTU:** Nephelometric turbidity unit, the cloudiness in a water sample.
- ◆ **µS/cm:** Micro Siemens per Centimeter.



ONE PART PER MILLION (ppm) IS LIKE	ONE PART PER BILLION (ppb) IS LIKE	ONE PART PER TRILLION (ppt) IS LIKE
1 second in 11.5 days	1 second in nearly 32 years	1 second in nearly 32,000 years
1 cup of water in an average swimming pool	1 drop of water in an average swimming pool	1 grain of salt in an Olympic size swimming pool

KEY TERMS

Below are definitions and acronyms of terms to assist consumers in understanding this report.

- ◆ **Contaminant:** any physical, chemical, biological, or radiological substance or matter in water.
- ◆ **Pesticide:** generally, a substance or mixture of substances intended for preventing, destroying, repelling, or mitigating any pest.
- ◆ **Herbicide:** any chemical(s) used to control undesirable vegetation
- ◆ **Maximum Contaminant Level (MCL):** The highest level of a contaminant that is allowed in drinking water. Primary MCLs are set as close to the PHGs (or MCLGs) as is economically and technologically feasible. Secondary MCLs are set to protect the odor, taste, and appearance of drinking water.
- ◆ **Maximum Contaminant Level Goal (MCLG):** The level of a contaminant in drinking water below which there is no known or expected risk to health. MCLGs are set by the U.S. Environmental Protection Agency.
- ◆ **Public Health Goal (PHG):** The level of a contaminant in drinking water below which there is no known or expected risk to health. PHGs are set by the California Environmental Protection Agency.
- ◆ **Primary Drinking Water Standard (PDWS):** MCLs, MRDLs and treatment technique (TTs) for contaminants that affect health, along with their monitoring and reporting requirements.
- ◆ **Maximum Residual Disinfectant Level (MRDL):** The highest level of a disinfectant allowed in drinking water. There is convincing evidence that addition of a disinfectant is necessary for control of microbial contaminants.
- ◆ **Maximum Residual Disinfectant Level Goal (MRDLG):** The level of a drinking water disinfectant below which there is no known or expected risk to health. MRDLGs do not reflect the benefits of the use of disinfectants to control microbial contaminants.
- ◆ **Regulatory Action Level (AL):** The concentration of a contaminant which, if exceeded, triggers treatment or other requirements that a water system must follow.
- ◆ **Treatment Technique (TT):** A required process intended to reduce the level of a contaminant in drinking water.
- ◆ **Disinfection By-Products (DBP):** The result from chemical reactions between organic and inorganic matter in water during treatment.
- ◆ **Total Organic Carbon (TOC):** A measure of the total amount of carbon in organic compounds in a water system.

WATER QUALITY DATA TABLES



Table 1 lists contaminants regulated by Primary Drinking Water Standards. These standards have been developed to monitor contaminants that have been determined to pose a risk to health (see Key Terms).

Table 1: Parameter	Units	Primary MCL [MRDL]	PHG (MCLG) [MRDLG]	Range	Avg.	Major Sources in Drinking Water
SURFACE WATER - SAMPLES COLLECTED IN 2025						
Combined Filter Effluent (a)	NTU	TT=1 NTU	N/A	0.33 Highest		
Turbidity (b)	%	TT	N/A	% ≤ 0.3 - 100%	Soil runoff.	
INORGANIC & ORGANIC CHEMICALS, SAMPLED 2025						
Aluminum	ppb	1000	600	ND - 59	11	Erosion of natural deposits; residue from some surface water treatment processes
Arsenic	ppb	10	0.004	ND - 3.9	2.1	Erosion of natural deposits; runoff from orchards; glass and electronics production waste
Chromium, Hexavalent	ppb	10	0.02	ND - 71	3.5	Erosion of natural deposits; transformation of naturally occurring tri chrom to hex chrom by natural processes and human activities
Dibromochloropropane (DBCP)	ppt	200	3	ND - 6.9	2	Banned nematocide that may still be present in soils due to runoff/leaching from former use on soybeans, cotton, vineyards, tomatoes, and tree fruit
Diquat	ppb	20	6	ND - 18	3	Runoff from herbicide use for terrestrial and aquatic weeds
Fluoride (naturally occurring)	ppm	2.0	1	ND - 0.20	0.11	Erosion of natural deposits; water additive that promotes strong teeth; discharge from fertilizer and aluminum factories
Methyl-tert-butyl ether (MTBE)	ppb	13	13	ND - 5.6	ND	Leaking underground storage tanks; discharge from petroleum and chemical factories
Nitrate (N)	ppm	10	10	ND - 6.7	4.0	Runoff and leaching from fertilizer use; leaching from septic tanks and sewage; erosion of natural deposits
Perchlorate	ppb	6	1	0.20 - 2	1.2	Historic aerospace uses or industrial operations
Tetrachloroethylene (PCE)	ppb	5	0.06	ND - 2.5	ND	Discharge from factories, dry cleaners, and auto shops (metal degreaser)

(a) Combined Filter Effluent (CFE) refers to the water quality sampled at a location representing the combined output of all filters currently in operation.

(b) As a primary Standard, the turbidity levels of the filtered water were less than or equal to 0.3 NTU in 95% of the online measurements taken each month and did not exceed 1 NTU for more than 1 hour. Turbidity, a measurement of cloudiness of the water, is an indicator of the treatment performance.

WATER QUALITY DATA TABLES

Table 1:
Parameter

Parameter	Units	Primary MCL [MRDL]	PHG (MCLG) [MRDLG]	Range	Avg.	Major Sources in Drinking Water
DISINFECTION BY-PRODUCTS, SAMPLED 2025						
Chlorine Residual	ppm	4	4	ND - 1.30	0.56	Drinking water disinfectant added for treatment
Control of DBP Precursors (TOC)	ppm	TT	N/A	TT	TT	Various natural and man-made sources
Haloacetic Acids (c)	ppb	60	N/A	ND - 9	8	By-product of drinking water disinfection
Total Trihalomethanes (c)	ppb	80	N/A	ND - 57	44	By-product of drinking water disinfection
RADIOLOGICALS, SAMPLED 2025						
Gross Alpha	pCi/L	15	(0)	ND - 4.3	ND	Erosion of natural deposits
Uranium	pCi/L	20	0.43	ND - 8.7	ND	Erosion of natural deposits
MICROBIOLOGICAL, SAMPLED IN YEAR 2025						
Total Coliform Bacteria	% positive	Less than 5	(0)	ND - 1	0.13% positive	Naturally present in the environment
LEAD & COPPER, MEASURED AT THE CONSUMER'S TAP IN YEAR 2025						
Copper	ppm	AL = 1.3	0.3	33 samples, 0 sites above AL	90% 0.072	Internal corrosion of household plumbing, erosion of natural deposits, leaching from wood preservatives
Lead (d)	ppb	AL = 15	0.2	33 samples, 0 sites above AL	90% ND	Internal corrosion of household plumbing, erosion of natural deposits, discharges from industrial manufacturers

(c) Total Trihalomethanes and Haloacetic Acids - Ranges for each constituent are based on locational running averages.

(d) Lead sampling conducted in 2017 at 3 Chino Unified School District locations, 2019 at 1 San Bernardino County Superintendent of Schools location, Ontario-Montclair Schools District conducted independent sampling in 2018 at 11 locations, and Chaffey Joint Union High School District conducted independent sampling at 1 location in 2018.



WATER QUALITY DATA TABLES



Table 2 lists contaminants regulated by Secondary Drinking Water Standards. Generally, these standards have been developed to address the aesthetic properties of drinking water. In addition to constituents regulated by secondary standards, we have included data regarding sodium and hardness, which may be of interest to consumers.

Table 2: Parameter	Units	Secondary MCL	Range	Avg.	Major Sources in Drinking Water
SECONDARY STANDARDS - AESTHETIC STANDARDS, PLUS SODIUM AND HARDNESS, SAMPLED 2025					
Aluminum	ppb	200	ND - 59	11	Erosion of natural deposits; residual from some surface water treatment processes
Chloride	ppm	500	11 - 55	27	Runoff/leaching from natural deposits; seawater influence
Hardness (CaCO ₃) (Total Hardness)	ppm	N/A	90.8 - 340	135	Leaching from natural deposits
Manganese	ppb	50	ND - 10	ND	Leaching from natural deposits
Odor Threshold	TON	3	1 - 1	1	Naturally occurring organic materials
Sodium	ppm	N/A	12.1 - 39	28	Runoff/leaching from natural deposits; seawater influence
Specific Conductance	µS/cm	1600	220 - 710	382	Substances that form ions when in water; seawater influence
Sulfate	ppm	500	22 - 89	41	Runoff/leaching from natural deposits; industrial wastes
Total Dissolved Solids	ppm	1000	176 - 420	233	Runoff/leaching from natural deposits
Turbidity	NTU	5	ND - 0.5	0.1	Soil runoff

Table 3 contains data on contaminants that are not regulated. Unregulated contaminant monitoring helps U.S. EPA and the State Water Board to determine where certain contaminants occur and whether the contaminants need to be regulated.

Table 3: Parameter	Units	Notification Level	Range	Avg.	Major Sources in Drinking Water
UNREGULATED CHEMICALS, SAMPLED 2025					
Vanadium	ppb	50	ND - 9.9	6.4	Naturally occurring; industrial wastes



CONSERVATION IS A CALIFORNIA WAY OF LIFE

California state law, signed by Governor Jerry Brown in 2018, establishes a water-use target for each water supplier. Like other water providers, MVWD will be evaluated on its residential indoor water use; residential outdoor water use; commercial or business landscape water use; and system water loss (leaks). Failure to meet the comprehensive water-use target may result in fines to the water agency for non-compliance.

MVWD customers play a key role in helping the community meet its water-use target. Retrofitting outdated plumbing fixtures or appliances with new water-efficient ones can help save water. Additionally, landscape transformations can cut water use significantly when thirsty lawns are removed and replaced with California native landscaping. MVWD has device rebates, programs, turf removal rebates, and resources available to help with landscape transformation projects.

MVWD's Board of Directors adopted a Water Use Requirement Policy to eliminate water waste, promote efficient water use and preserve the district's water supply. Customers are required to practice the following simple measures to use water as efficiently as possible. (Stricter rules may be enforced when drought occurs and the Board of Directors declares a water shortage emergency.)

- ◆ No daytime watering. Set automatic irrigation timers to water overnight (between 8 p.m. and 8 a.m.). Exceptions include hand-watering, drip irrigation, and smart irrigation controllers.
- ◆ Adjust watering and fix sprinkler heads to avoid excessive runoff from irrigation.
- ◆ Turn off irrigation during rain.
- ◆ Repair leaks within seven (7) days of discovery.
- ◆ Use a hose with a shut-off nozzle to wash vehicles.
- ◆ No hosing down paved surfaces, except when required for health and safety purposes.
- ◆ Restaurants service water only upon request.
- ◆ Hotels offer guests the option to not launder linens daily.

MVWD has many FREE water-saving programs available, including sprinkler timer upgrades, sprinkler nozzle retrofits, and many rebates on water-using appliances or devices. MVWD also has programs that can fix minor leaks in your sprinkler system or indoor fixtures, such as showerheads, faucets, and toilets. Learn more at www.mvwd.org/programs or call **(909) 267-2130**.



10575 Central Avenue
Montclair, CA 91763
909.624.0035
www.mvwd.org