



Consumer Confidence Water Quality Report

2021

City of Big Bear Lake Department of Water

Fawnskin System

41972 Garstin Drive Big Bear Lake, CA 92315


www.BBLDWP.com

(909) 866-5050

This institution is an equal opportunity provider and employer.



TO OUR CUSTOMERS




The City of Big Bear Lake Department of Water is proud to present our Annual Water Quality Report, also referred to as a Consumer Confidence Report (CCR). By law, each community water system is required to provide this report to its customers each year.

If you don't pay your own water bill because you live in an apartment, condo, or rental property, or you get your water from a private ground water well, you may not receive a CCR, but it is still accessible on our website.

Last year, as in years past, your tap water met all U.S. EPA and State drinking water health standards. The BBLDWP vigilantly safeguards its water supplies and once again, we are proud to report that the Fawnskin system has not violated any maximum contaminant levels.

Your CCR Provides Need-To-Know Information such as:



Where your water comes from.



A list of **regulated contaminants** detected and the level.



Potential **health effects** from consuming contaminated water and safeguards against water-related illnesses.



Contaminant levels in your area compared to national standards and any violations of health-based standards.

We test the drinking water quality for many constituents as required by state and federal regulations. This report shows the results of our monitoring for the period of January 1 - December 31, 2021.

Este informe contiene informacion muy importante sobre su agua potable. Traduzcalo o hable con alguien que lo entienda bien. Favor de comunicarse con Big Bear Lake Department of Water al (909) 866-5050 para asistirlo en español

Water System Information

This report is a summary of the quality of water provided to our customers. Throughout the year we conduct hundreds of tests for multiple types of water contaminants. In order to ensure that tap water is safe to drink, the U.S. Environmental Protection Agency (USEPA) and the State Water Resources Control Board prescribe regulations that limit the amount of certain contaminants in water provided by public water systems. Department regulations also establish limits for contaminants in bottled water that provide similar protection for public health.

Where Your Water Comes From

The City of Big Bear Lake Department of Water produces all its water from local ground water sources. There are 6 wells, 2 boosters, and 2 reservoirs with a total storage capacity of 1.24 million gallons in the Fawnskin system. We also have 4 portable generators, and 2 portable booster pumps. In 2021 there were 22.33 million gallons of water produced out of the Fawnskin system.





Drinking Water Sources

Sources of drinking water (both tap water and bottled water) can include rivers, lakes, streams, ponds, reservoirs, springs, and wells. As water travels over the surface of the land or through the ground, it dissolves naturally occurring minerals and, in some cases, radioactive material, and can pick up substances resulting from the presence of animals or from human activity. As a result, all drinking water, including bottled water, may reasonably be expected to contain at least small amounts of some contaminants. The presence of contaminants does not necessarily indicate that the water poses a health risk. More information about contaminants and potential health effects can be obtained by calling the USEPA's Safe Drinking Water Hotline at (800) 426-4791.

Use Only What You Need

The BBLDWP is a champion for water use efficiency. In 2021 we were again recognized as a WaterSense Partner of the Year for our efforts. We give away WaterSense certified sink faucet aerators and showerheads and offer toilet rebates (pre-inspection of the old toilet is required). We offer outdoor efficiency rebates for turf removal, WaterSense labeled weather-based irrigation controllers, WaterSense labeled efficient sprinkler heads, native plants, rain barrels and more. To learn more, email Conservation@BBLDWP.com.




Our Motto is Service, Quality, Community.

Our Mission is to cost effectively deliver quality water to meet the needs of our current and future customers.

The City of Big Bear Lake Department of Water is located at 41972 Garstin Drive Big Bear Lake, CA 92315 and is open Monday through Friday from 8:00 a.m. until 4:30 p.m. Our Board of Directors meets on the fourth Tuesday of every month at 9:00 a.m. at our Garstin office. The public is welcome to participate in these meetings. Our phone number is (909) 866-5050.

For questions regarding your water quality, ask for Jason Hall, or contact The Environmental Protection Agency's Safe Drinking Water Hotline at (800) 426-4791.



DEFINITIONS

The following terms and abbreviations are used in tables 1, 2, and 3:

- **Action Level (AL):** The concentration of a contaminant, which, if exceeded, triggers treatment or other requirements that a water system must follow.
- **Contaminant/Constituent:** Any physical, chemical, biological or radiological substance or matter in water. Drinking water may reasonably be expected to contain at least small amounts of some contaminants. Some contaminants may be harmful if consumed at certain levels in drinking water. The presence of contaminants does not necessarily indicate that the water poses a health risk.
- **Maximum Contaminant Level (MCL):** The highest level of a contaminant that is allowed in drinking water. Primary MCLs are set as close to the PHGs (or MCLGs) as is economically and technologically feasible. Secondary MCLs are set to protect the odor, taste, and appearance of drinking water.
- **Maximum Contaminant Level Goal (MCLG):** The level of a contaminant in drinking water, below which, there is no known or expected risk to health. MCLGs are set by the USEPA.
- **Maximum Residual Disinfectant Level (MRDL):** The highest level of a disinfectant allowed in drinking water. There is convincing evidence that addition of a disinfectant is necessary for control of microbial contaminants.
- **Maximum Residual Disinfectant Level Goal (MRDLG):** The level of a drinking water disinfectant below which there is no known or expected risk to health. MRDLGs do not reflect the benefits of the use of disinfectants to control microbial contaminants.
- **N/A:** Not applicable
- **N/S:** No standard
- **ND:** Not detectable at testing limit.
- **Nephelometric Turbidity Units (NTU):** This is a measure of suspended material in water.
- **ppm:** parts of substance per million parts of water or milligrams per liter, equivalent to 1 cent in \$10,000 or 1 second in 11.5 days.
- **ppb:** parts of substance per billion parts of water or micrograms per liter, equivalent to 1 cent in \$10,000,000 or 1 second in nearly 32 years.
- **pCi/L:** picocuries per liter (a measure of radiation)
- **Public Health Goal (PHG):** The level of a contaminant in drinking water, below which, there is no known or expected risk to health. PHG's are set by the California Environmental Protection Agency.
- **Primary Drinking Water Standard (PDWS):** MCLs, MRDLs and treatment techniques (TTs) for contaminants that affect health, along with their monitoring and reporting requirements.



Contaminants



Contaminants that may be present in source water before we treat it include:

- Microbial contaminants, such as viruses and bacteria, may come from sewage treatment plants, septic systems, agricultural livestock operations, and wildlife.
- Inorganic contaminants, such as salts and metals, can be naturally occurring or result from urban storm water runoff, industrial or domestic wastewater discharges, oil and gas production, mining, or farming.
- Pesticides and herbicides may come from a variety of sources such as agriculture, urban storm water runoff, and residential uses.
- Organic chemical contaminants, including synthetic and volatile organic chemicals, are byproducts of industrial processes and petroleum production, and can also come from gas stations, urban storm water runoff, agricultural application, and septic systems.
- Radioactive contaminants can be naturally occurring or be the result of oil and gas production and mining activities.

How To Read The Tables

- Starting with a Substance, read across.
- Last sample is the year the sample was taken.
- Range tells the highest and lowest amounts measured.
- Goal, MCLG or PHG is the goal level for that substance (this may be lower than what is allowed).
- State MCL shows the highest level of substance (contaminant) allowed.
- Average Detected represents the measured amount (less is better).
- A No under Violation indicates government requirements were met.
- Typical Sources in Drinking Water tells where the substance usually originates.

Water Information Sources

- American Water Works Association: www.awwa.org
- Centers for Disease Control and Prevention: www.cdc.gov
- City of Big Bear Lake Department of Water: www.bbldwp.com
- National Library of Medicine/National Institute of Health: www.nlm.nih.gov/medlineplus/drinkingwater.html
- State Water Resources Control Board, Division of Drinking Water: www.waterboards.ca.gov/drinking_water/programs/
- United States Environmental Protection Agency (USEPA): www.epa.gov

Some people may become more vulnerable to contaminants in drinking water than the general population. Immuno-compromised persons such as persons with cancer undergoing chemotherapy, persons who have undergone organ transplants, people with HIV/AIDS or other immune system disorders, some elderly, and infants can be particularly at risk from infections.

These people should seek advice about drinking water from their health care providers. USEPA/Centers for Disease Control (CDC) guidelines on appropriate means to lessen the risk of infection by *Cryptosporidium* and other microbial contaminants are available from the Safe Drinking Water Hotline (800) 426-4791.

WATER QUALITY DATA FOR 2021

The following tables list all the drinking water contaminants detected during the most recent sampling. The presence of contaminants in the water does not necessarily indicate that the water poses a health risk. The state requires us to monitor for certain contaminants less than once per year because the concentrations of these contaminants do not change frequently. Some data, though representative of the water quality, is more than one year old.

Table 1: Primary Regulated Contaminants

Regulated Contaminants	Last Sample	Highest No. of Detections	Months of Violation	Goal (PHG or MCLG)	State MCL	Average Detected	Violation	Typical Sources
Microbiological (sampled bi-monthly)								
Total Coliform Bacteria (State Total Coliform Rule - # positive)	2021	0	0	0	See below ¹	0	No	Naturally present in the environment
Fecal Coliform or E. coli (State and Federal Revised Total Coliform Rules)	N/A	0	0	None	0 - See below ²		No	Human and animal fecal waste

¹For a water system collecting fewer than 40 samples per month: one positive monthly sample is a violation.

²Violation would be if a routine sample and a repeat sample are total coliform positive and either of these is also fecal coliform or E. coli positive. Also, if a system fails to take repeat samples following E. coli-positive routine sample, or a system fails to analyze total coliform-positive repeat samples for E. coli.

Regulated Contaminants	Last Sample	Range Detected		Goal (PHG or MCLG)	State MCL	Average Detected	Violation	Typical Sources
		Low	High					
Clarity (sampled every 3 years)								
Turbidity (NTU)	2021	ND	0.6	N/A	5	0.15	No	Soil runoff
Inorganic Chemicals (sampled every 3 years, except Nitrates which are every year)								
Arsenic (ppb)	2021	ND	6.6	4	10	1.65	No	Erosion of natural deposits
Fluoride (ppm)	2021	ND	0.79	1	2	0.2	No	Erosion of natural deposits
Nitrate (as NO3-N) (ppm)	2021	ND	ND	10	10	ND	No	Fertilizer runoff/leaching; septic/sewage leaching; erosion of natural deposits
Radioactivity (sampled every 9 years)								
Gross Alpha Activity (pCi/L)	2021	ND	4.9	0	15	0.42	No	Erosion of natural deposits
Uranium (pCi/L)	2021	ND	ND	0.43	20	ND	No	Erosion of natural deposits
Additional Constituents (sampled every 3 years)								
PH (units)	2021	6.9	9.6	N/S	N/S	7.25	No	N/A
Hardness (CaCO3) (ppm)	2021	ND	240	N/S	N/S	130	No	Sum of polyvalent cations, usually naturally occurring magnesium and calcium.
Calcium (ppm)	2021	ND	70	N/S	N/S	37.5	No	N/A
Magnesium (ppm)	2021	ND	15	N/S	N/S	8.5	No	N/A
Sodium (ppm)	2021	10	68	N/S	N/S	26	No	Salt present in the water, generally naturally occurring
Potassium (ppm)	2021	ND	2.6	N/S	N/S	1.6	No	N/A
Bicarbonate (ppm)	2021	54	280	N/S	N/S	171	No	N/A
Total Alkalinity (ppm)	2021	130	220	N/S	N/S	162	No	N/A
Disinfectant Byproducts, Disinfectant Residuals, and Disinfectant Byproduct Precursors								
Total Trihalomethanes (ppb)	2021	ND	6.8	N/S	80	3.4	No	Byproduct of Disinfection
Haloacetic Acids (ppb)	2021	ND	1.2	N/S	60	0.6	No	Byproduct of Disinfection

Table 2: Secondary Standards

Secondary Standards are for contaminants that can affect the taste, odor, or appearance of the drinking water. There are no PHGs, or mandatory standard health effects language for these constituents because secondary MCLs are set on the basis of aesthetics.

Regulated Contaminants	Last Sample	Range Detected		Goal (PHG or MCLG)	State MCL	Average Detected	Violation	Typical Sources
		Low	High					
Secondary Standards (sampled every 3 years)								
Odor-Threshold (units)	2021	1	1	N/S	3	1	No	Naturally-occurring organic materials
Chloride (ppm)	2021	2.3	11	N/S	500	4.8	No	Runoff/leaching from natural deposits
Sulfate (ppm)	2021	1.7	6.0	N/S	500	4.2	No	Runoff/leaching from natural deposits
Iron (ppb)	2021	ND	120	N/S	300	30	No	Leaching from natural deposits
Total Dissolved Solids (ppm)	2021	170	260	N/S	1000	197.5	No	Runoff/leaching from natural deposits
Specific Conductance (E.C.) umhos/cm	2021	280	430	N/S	1600	325	No	Substances that form ions when in water, seawater influence

Table 3: Lead and Copper

Regulated Contaminants	No. Samples Collected	Goal (PHG or MCLG)	State AL	Detected Level (90th Percentile)	# of Sites Exceeding AL	Typical Sources
Lead and Copper (sampled every 3 years, last sampled in 2020)						
*Lead (ppm)	20	0.002	0.015	0	0	Internal corrosion of household water plumbing systems
Copper (ppm)	20	0.17	1.3	0.90	0	Internal corrosion of household water plumbing systems

*Lead: If present, elevated levels of lead can cause serious health problems, especially for pregnant women and young children. Lead in drinking water is primarily from materials and components associated with service lines and home plumbing. The City of Big Bear Lake Department of Water is responsible for providing high quality drinking water, but cannot control the variety of materials used in plumbing components. When your water has been sitting for several hours, you can minimize the potential for lead exposure by flushing your tap for 30 seconds to 2 minutes before using water for drinking or cooking. If you are concerned about lead in your water, you may wish to have your water tested. Information on lead in drinking water, testing methods, and steps you can take to minimize exposure is available from the Safe Drinking Water Hotline (800) 426-4791 or at <https://www.epa.gov/safewater/lead>.

Lead in Schools

In 2020 lead sampling was conducted at four schools, including Baldwin Lane Elementary School, North Shore Elementary School, Big Bear Middle School and Big Bear Elementary School. We collected four samples at each site; all of them were non-detect.



Table 4: Unregulated Contaminants

Unregulated Contaminants	Last Sample	Range Detected		Goal (PHG or MCLG)	State MCL	Average Detected	Violation	Typical Sources
		Low	High					
Unregulated Inorganic Chemicals (sampled every 3 years)								
Vanadium (ppb)	2021	ND	7.0	N/S	50	1.75	No	Erosion of natural deposits

The City of Big Bear Lake Department of Water sampled for more than 80 regulated and unregulated chemicals, both organic and inorganic. Unless noted, the other results were non-detectable.

A source water assessment (SWA) summarizes the likelihood of individual drinking water sources becoming contaminated (usually a short-term "contamination event") and serves as a foundation for public water systems to prepare source water (drinking water) protection plans and implement protection measures.

A source water assessment was conducted on the domestic water wells for the City of Big Bear Lake Department of Water Fawnskin system in December 2001. A copy of the complete assessment may be viewed at the Water Department's office at 41972 Garstin Drive in Big Bear Lake or at the SWRCB San Bernardino District office, 464 West 4th Street, Suite 437, San Bernardino, CA 92401. You may also request a summary of the assessment be sent to you by contacting Jason Hall, Production Supervisor, City of Big Bear Lake Department of Water, P.O. Box 1929, Big Bear Lake, CA 92315, or call (909) 866-5050.

