



Cucamonga Valley®  
Water District

*Service Beyond Expectation*

2021


# WATER QUALITY REPORT

The Cucamonga Valley Water District takes great pride in providing our consumers with a high-quality, reliable water supply.

In 1996, the United States Congress amended the Safe Drinking Water Act, requiring water providers to deliver an Annual Water Quality Report to their consumers. This Water Quality Report is intended to provide you with information regarding the quality and safe delivery of your drinking water.

CVWD is pleased to report that we had zero water quality violations in 2021. We encourage you to read this report in its entirety and to let us know if you have any questions or concerns. We will continue to provide you and your family, and the businesses in our community with the water it needs, 24 hours a day, 365 days a year.

Cucamonga Valley Water District Board of Directors



Randall James Reed  
President

Luis Cetina  
Vice President

James V. Curatalo Jr.  
Director

Mark Gibboney  
Director

Kevin Kenley  
Director

John Bosler, P.E.  
General Manager/CEO



# CVWD WATER SOURCES

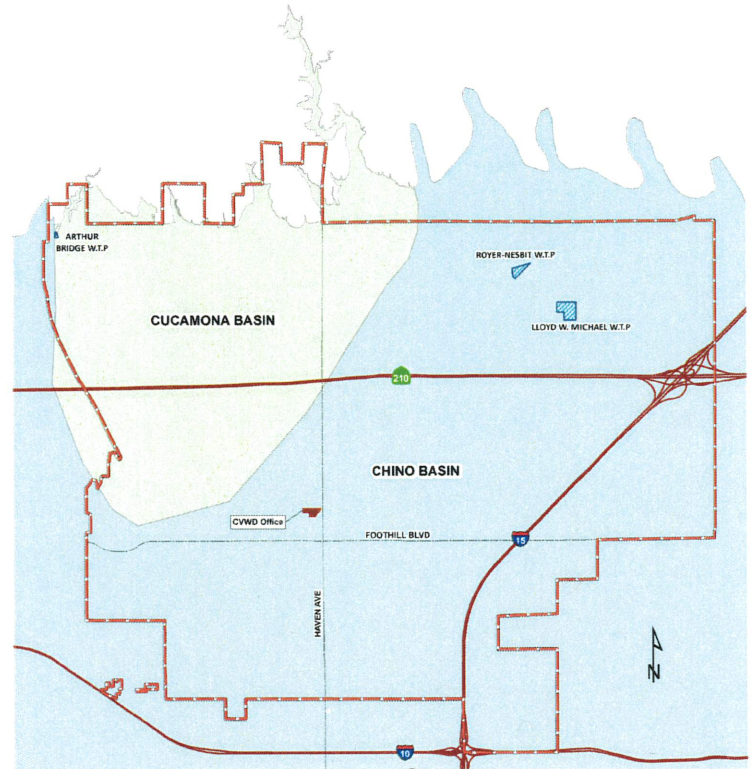
The water supplied to CVWD consumers comes from several sources including imported surface water from northern California, groundwater pumped from local aquifers, and a combination of waters collected from canyons and tunnels along the local mountains.

**IMPORTED WATER:** *Water that comes from outside the immediate area that is delivered to a community.* Thirty percent of the water delivered to CVWD consumers in 2021 was imported from Northern California. Imported water is delivered to CVWD via the State Water Project. This water is treated at CVWD's Lloyd W. Michael Water Treatment Plant. The treated water flows into storage reservoirs and then into the distribution system to consumers.

**GROUNDWATER:** *Water below the earth's surface typically in subterranean lakes called aquifers.* Sixty-five percent of the water delivered to CVWD consumers in 2021 was groundwater pumped from the Cucamonga Basin and Chino Basin aquifers. Groundwater is pumped from hundreds of feet below the earth's surface. The water is disinfected as it flows into storage reservoirs and then into the distribution system to consumers.

**LOCAL CANYON AND TUNNEL WATER:** *Water that flows out of our local canyons and foothills; often a combination of surface and groundwater.* Five percent of the water delivered to CVWD consumers in 2021 was local canyon and tunnel water. These sources include Cucamonga Canyon, Deer Canyon, Day Canyon, East Etiwanda Canyon, and a number of tunnels in the local San Gabriel Mountains. This water is treated at CVWD's Arthur H. Bridge or Lloyd W. Michael Water Treatment Plants, then flows into storage reservoirs and then into the distribution system to consumers.

## CVWD SURFACE AND GROUNDWATER SOURCES



# THE SAFETY OF YOUR WATER IS OUR PRIORITY



## HOW YOUR WATER IS TREATED AND TESTED

CVWD uses state-of-the-art technology to treat and test the water served to its consumers. CVWD operates a total of three water treatment facilities that must meet surface water treatment regulations established by the United States Environmental Protection Agency (US EPA) and the State Water Resources Control Board (SWRCB). These facilities are staffed by professional Water Treatment Plant Operators certified by the SWRCB. Before, during, and after treatment, CVWD collects and analyzes water samples every four hours, twenty-four hours a day, seven days a week. In addition to routine testing performed at the treatment plants, water throughout the distribution system is analyzed weekly for disinfectant residuals and bacteriological content. Thousands of other tests are conducted throughout the year to ensure your water meets all federal and state regulations.

In 2021, CVWD collected more than 40,000 water samples that were analyzed for more than 260 different contaminants. Only contaminants that were detected are included in the tables provided in this Report. If a contaminant is not listed, it was not detected in 2021. The SWRCB allows CVWD to monitor for some contaminants less than once per year because the concentrations of these contaminants do not change frequently. Some of our data, though representative, is more than one year old. The data reported in the tables is compiled from analyses performed in 2021, except where noted.



**TABLE 1 - CONTAMINANTS REGULATED BY PRIMARY DRINKING WATER STANDARDS**

Constituent	Units	Primary MCL [MRDL]	PHG (MCLG) [MRDLG]	Detected Range	Average	Major Sources in Drinking Water
Arsenic (As)	ppb	10	0.004	0 - 2.8	1.68	Erosion of natural deposits; runoff from orchards; glass and electronics production wastes
Barium (Ba)	ppm	1	2	0.02 - 0.05	0.04	Discharges of oil drilling wastes and from metal refineries; erosion of natural deposits
Chromium (Total Cr)	ppb	50		0 - 0.39	0.20	Discharge from steel and pulp mills and chrome plating; erosion of natural deposits
Dibromochloropropane (DBCP)	ppt	200	3	0 - 52	10.08	Banned nematocide that may still be present in soils due to runoff/leaching from former use on soybeans, cotton, vineyards, tomatoes, and tree fruit
Fluoride (F)	ppm	2	1	0.11 - 0.57	0.34	Erosion of natural deposits; water additive that promotes strong teeth; discharge from fertilizer and aluminum factories
Nitrate as N (NO <sub>3</sub> -N)	ppm	10	10	0 - 7.4	3.72	Runoff and leaching from fertilizer use; leaching from septic tanks and sewage; erosion of natural deposits
Perchlorate (Low Level)	ppb	6	1	0 - 1.9	0.68	Perchlorate is an inorganic chemical used in solid rocket propellant, fireworks, explosives, flares, matches, and a variety of industries. It usually gets into drinking water as a result of environmental contamination from historic aerospace or other industrial operations that used or use, store, or dispose of perchlorate and its salts
<b>DISINFECTANT, DISINFECTANT BYPRODUCTS &amp; PRECURSORS</b>						
Chlorine Residual (free)	ppm	4	4	0.12 - 1.27	0.62	Drinking water disinfectant added for treatment
Haloacetic Acids (HAA5)	ppb	60	N/A	0 - 35	11.00	Byproduct of drinking water disinfection
Total Trihalomethanes (TTHM)	ppb	80	N/A	0 - 73	62.00	Byproduct of drinking water disinfection
Total Organic Carbon	ppm	TT	N/A	0.94 - 3.4	1.15	Various natural and man-made sources
<b>FILTRATION PERFORMANCE &amp; MICROBIOLOGICAL</b>						
Turbidity	As Indicated	TT	N/A	100% (< 3.0 NTU)	0.08 (maximum)	Soil runoff. Turbidity is a measure of the cloudiness of the water. We monitor it because it is a good indicator of the effectiveness of our filtration system
Total Coliform (P/A)	% Positive	< 5%	0	0 - 0.65	0.65 (maximum)	Naturally present in the environment
Fecal Coliform and E. coli	(P/A)	0	0	0	0	Human and animal fecal waste
<b>LEAD &amp; COPPER (2021)</b>						
Lead (Pb)	ppb	15 (Action Level)	0.2	2.0 (90th percentile value)	0 of 50 samples exceeded Action Level	Internal corrosion of household water plumbing systems; discharges from industrial manufacturers; erosion of natural deposits
Copper (Cu)	ppm	1.3 (Action Level)	0.3	0.17 (90th percentile value)	0 of 50 samples exceeded Action Level	Internal corrosion of household plumbing systems; erosion of natural deposits; leaching from wood preservatives

**Table 1:** Lists contaminants regulated by Primary Drinking Water Standards. These standards have been developed to control contaminants that have been determined to pose a risk to health. Compliance with drinking water standards is generally determined by the average level of a contaminant. In the event a single sample exceeds the Maximum Contaminant Level (MCL), a series of repeat samples is analyzed, and the results are averaged to determine compliance. In an effort to keep our consumers informed, this report contains both the detected range, which in some instances may exceed the MCL, and the average, demonstrating compliance.



**TABLE 2 - CONTAMINANTS REGULATED BY SECONDARY DRINKING WATER STANDARDS  
(PLUS SODIUM AND HARDNESS)**

Constituent	Units	Secondary MCL	Detected Range	Average	Major Sources in Drinking Water
Apparent Color (Unfiltered)	Units	15	0 - 3	0.04	Naturally-occurring organic materials
Chloride (Cl)	ppm	500	2 - 82	42.30	Runoff/leaching from natural deposits; seawater influence
Copper (Cu)	ppm	1	0 - 0.008	0.00	Internal corrosion of household plumbing systems; erosion of natural deposits; leaching from wood preservatives
Iron (Fe)	ppb	300	0 - 0.046	0.02	Leaching from natural deposits; industrial wastes
Manganese (Mn)	ppb	50	0 - 39	19.50	Leaching from natural deposits
Sodium (Na)	ppm		13 - 66	39.50	"Sodium" refers to the salt present in the water and is generally naturally occurring
Specific Conductance (E.C.)	umhos/cm	1600	390 - 590	490.00	Substances that form ions when in water; seawater influence
Sulfate (SO <sub>4</sub> )	ppm	500	19 - 52	35.50	Runoff/leaching from natural deposits; industrial wastes
Total Filterable Residue/ TDS	ppm	1000	170 - 390	247.83	Runoff/leaching from natural deposits
Total Hardness (as CaCO <sub>3</sub> )	ppm		107 - 167	137.00	"Hardness" is the sum of polyvalent cations present in the water; generally magnesium and calcium. The cations are usually naturally occurring
Turbidity (distribution system)	NTU	5	0 - 0.25	0.03	Soil runoff

**Table 2:** Lists contaminants regulated by Secondary Drinking Water Standards. Generally, these standards have been developed to address the aesthetic properties of drinking water. In addition to constituents regulated by secondary standards, we have included data regarding Sodium and Hardness which may be of interest to consumers.

## KEY WORDS:

- **Maximum Contaminant Level (MCL):** The highest level of a contaminant that is allowed in drinking water. Primary MCLs are set as close to the PHGs (or MCLGs) as is economically and technologically feasible. Secondary MCLs are set to protect the odor, taste, and appearance of drinking water.
- **Maximum Contaminant Level Goal (MCLG):** The level of a contaminant in drinking water below which there is no known or expected risk to health. MCLGs are set by the US EPA.
- **Public Health Goal (PHG):** The level of a contaminant in drinking water below which there is no known or expected risk to health. PHGs are set by the California Environmental Protection Agency.
- **Maximum Residual Disinfectant Level (MRDL):** The highest level of a disinfectant allowed in drinking water. There is convincing evidence that addition of a disinfectant is necessary for control of microbial contaminants.
- **Maximum Residual Disinfectant Level Goal (MRDLG):** The level of a drinking water disinfectant below which there is no known or expected risk to health. MRDLGs do not reflect the benefits of the use of disinfectants to control microbial contaminants.
- **Primary Drinking Water Standard (PDWS):** MCLs and MRDLs for contaminants that affect health along with their monitoring, reporting and water treatment requirements.
- **Regulatory Action Level (AL):** The concentration of a contaminant which, if exceeded, triggers treatment or other requirements that a water system must follow.
- **Treatment Technique (TT):** A required process intended to reduce the level of a contaminant in drinking water.
- **ppm** - parts per million or milligrams per Liter (mg/L). Equivalent to: one second in twelve days.
- **ppb** - parts per billion or micrograms per Liter (ug/L). Equivalent to: one second in thirty-two years.
- **ppt** - parts per trillion or nanograms per Liter (ng/L). Equivalent to: one second in three hundred seventeen centuries.
- **pCi/L** - Picocuries per Liter, a measure of radioactivity.
- **TON** - Threshold Odor Number. A number indicating the greatest dilution of a water sample.
- **NTU** - Nephelometric Turbidity Unit. The cloudiness in the water sample.
- **Micromhos** - Unit of electrical conductance.



# YOUR DRINKING WATER

All drinking water, tap water and bottled water, comes from multiple sources, including rivers, lakes, streams, ponds, reservoirs, springs, and wells. As water travels over the surface of land or through the ground, it dissolves naturally occurring minerals and, in some cases, radioactive material. It can also pick up substances resulting from the presence of animals or from human activity.

## CONTAMINANTS THAT MAY BE PRESENT IN UNTREATED DRINKING WATER SOURCES:

- Microbial contaminants, such as viruses and bacteria that may come from sewage treatment plants, septic systems, agricultural livestock operations, and wildlife.
- Inorganic contaminants, such as salts and metals, that can be naturally-occurring or result from urban stormwater runoff, industrial or domestic wastewater discharges, oil and gas production, mining, or farming.
- Pesticides and herbicides that may come from a variety of sources such as agriculture, urban stormwater runoff and residential uses.
- Organic chemical contaminants, including synthetic and volatile organic chemicals that are by-products of industrial processes and petroleum production, and can also come from gas stations, urban stormwater runoff, agricultural application, and septic systems.
- Radioactive contaminants that can be naturally-occurring or the result of oil and gas production and mining activities.

## CONTAMINANTS REQUIRING SPECIAL CONSIDERATION

Certain contaminants pose more risk than others and certain groups or individuals may be at greater risk than others. The following information defines contaminants that deserve special consideration, to help consumers make informed decisions regarding their drinking water.

### CRYPTOSPORIDIUM

Cryptosporidium is a microbial pathogen found in surface water throughout the U.S. Although filtration removes Cryptosporidium, the most commonly used filtration methods cannot guarantee 100 percent removal. Our monitoring indicates the occasional presence of these organisms in our source water. Current test methods do not allow us to determine if the organisms are dead or if they are capable of causing disease. Ingestion of Cryptosporidium may cause cryptosporidiosis, an abdominal infection. Symptoms of infection include nausea, diarrhea, and abdominal cramps. Most healthy individuals can overcome the disease within a few weeks. However, immunocompromised people, infants and small children, and the elderly are at greater risk of developing life threatening illness. We encourage immunocompromised individuals to consult with their doctor regarding appropriate precautions to take to avoid infection. Cryptosporidium must be ingested to cause disease, and it may be spread through means other than drinking water.

### NITRATE

Nitrate in drinking water at levels above 10 mg/L is a health risk for infants of less than six months of age. Such nitrate levels in drinking water can interfere with the capacity of the infant's blood to carry oxygen, resulting in a serious illness;

symptoms include shortness of breath and blueness of the skin. Nitrate levels above 10 mg/L may also affect the ability of the blood to carry oxygen in other individuals, such as pregnant women and those with certain specific enzyme deficiencies. If you are caring for an infant, or you are pregnant, you should seek advice from your health care provider.

### LEAD

In 2017, all community water systems supplying potable water to school sites were required to test the school's potable water system for lead upon written request from the school. CVWD received requests from and tested a total of 27 schools in its service area. Elevated levels of lead can cause serious health problems, especially for pregnant women and young children. Lead in drinking water is primarily from materials and components associated with service lines and home (or commercial) plumbing pipes and fixtures. There are no lead service lines known in CVWD's service area. CVWD's source waters do not contain any naturally occurring lead. CVWD is responsible for providing high quality drinking water, but cannot control the variety of materials used in plumbing components. When your water has been sitting for several hours, you can minimize the potential for lead exposure by flushing your tap for 30 seconds to 2 minutes before using water for drinking or cooking.

If you are concerned about lead in your

water, you may request to have your water tested. Information on lead in drinking water, testing methods, and steps you can take to minimize exposure is available at <http://www.epa.gov/lead>.

### MORE INFORMATION AVAILABLE

Drinking water, including bottled water, may reasonably be expected to contain at least small amounts of some contaminants. The presence of contaminants does not necessarily indicate that water poses a health risk. More information about contaminants' potential health effects can be obtained through US EPA at 1-800-426-4791 or <http://water.epa.gov/drink/index.cfm>.





# CUSTOMER PROGRAMS & RESOURCES

## WATER USE EFFICIENCY PROGRAMS

CVWD offers no-cost water use efficiency programs and services to eligible, residential customers to assist them in saving water outdoors and in their homes. These programs include landscape audits, controller programming, small site controller upgrade program, large landscape retrofit program, pressure regulator valve install program, and more. Visit [www.CVWDwater.com/programs](http://www.CVWDwater.com/programs) to learn more.

## TURF REPLACEMENT PROGRAM & REBATES

CVWD customers are currently eligible for a \$3/sq. ft. rebate when they replace their grass with a water-wise landscape through the Turf Replacement Rebate Program. Residential and commercial rebates are also available for water saving devices including high efficiency clothes washers, high efficiency toilets, high efficiency sprinkler nozzles, and weather-based irrigation controllers. Visit [SoCalWaterSmart.com](http://SoCalWaterSmart.com) for all rebates available.

## LANDSCAPE WORKSHOPS

CVWD offers free landscape workshops throughout the year for customers to become more water efficient outdoors. Visit our website or follow us on social media for announcements. Previous landscape workshops are available for your viewing at [www.CVWDwater.com/landscapeworkshops](http://www.CVWDwater.com/landscapeworkshops).

## EDUCATION & TEACHER RESOURCES

CVWD offers a variety of education programs for local k-12th grade students, including field trips to our Environmental Learning Center, our annual Fifth Grade Poster Contest, Career Roundtables, and more. We encourage teachers to visit [www.CVWDwater.com/education](http://www.CVWDwater.com/education) to learn more about our programs and the resources available.



**LEARN MORE ABOUT AVAILABLE PROGRAMS & RESOURCES AT [CVWDwater.com](http://CVWDwater.com)**




## STAY INFORMED

CVWD encourages customers to stay informed by attending our regularly scheduled Board Meetings, which are held on the 2nd and 4th Tuesday of each month at 6:00 p.m. at CVWD; 10440 Ashford Street, Rancho Cucamonga, 91730. Meeting agendas can be found at [CVWDwater.com](http://CVWDwater.com). If you have any questions regarding this Report, please contact the District's Water Quality Coordinator at (909) 987-2591.

**NOTICIA IMPORTANTE:** Este informe contiene información muy importante sobre su agua potable. Tradúzcalo o hable con alguien que lo entienda bien. Si tiene preguntas sobre este Informe de Calidad del Agua, favor de comunicarse con nosotros al 855-654-CVWD.

**CUCAMONGA VALLEY WATER DISTRICT**

855-654-CVWD [CVWDwater.com](http://CVWDwater.com)  
10440 Ashford St., RC, 91730



**FOLLOW US!**

