



Golden State
Water Company
A Subsidiary of American States Water Company

2026

Morongo del Norte Water System

Consumer Confidence Report on Water Quality for 2025



www.gswater.com/MorongoDelNorteCCR



[facebook.com/GoldenStateH2O](https://www.facebook.com/GoldenStateH2O)



[@GoldenStateH2O](https://twitter.com/GoldenStateH2O)



[@GoldenStateH2O](https://www.instagram.com/GoldenStateH2O)



[@GoldenStateH2O](https://www.linkedin.com/company/GoldenStateH2O)



[@GoldenStateH2O](https://www.youtube.com/GoldenStateH2O)

Morongo del Norte

Your Water Quality Report Understanding Your Water from Source to Tap

You should never have to question the quality of your drinking water. At Golden State Water Company (GSWC), providing safe, reliable water is our highest priority. We are equally committed to transparency and ensuring you understand where your water comes from, what it contains, and how it compares to drinking water standards.

We are pleased to present the 2026 Annual Water Quality Report, which includes important information about your local water quality during the 2025 calendar year. This report explains your water sources, substances detected in source water, and the results of our comprehensive testing program.

GSWC delivers high-quality water to more than one million customers across 81 communities throughout California. Our scientists, engineers, and water quality professionals conduct thousands of tests each year for hundreds of potential contaminants.

These efforts ensure your water meets all standards established by the United States Environmental Protection Agency (USEPA), the California State Water Resources Control Board Division of Drinking Water (DDW), and the California Public Utilities Commission (CPUC).

We are proud to report that the water delivered to your tap complies with all applicable regulatory requirements. The information in this report is presented to help you feel confident in the safety and quality of your drinking water.

Thank you for trusting GSWC to serve you and your community with safe, reliable drinking water.

To learn more, visit www.gswater.com/water-quality. If you have questions, please contact our 24-hour Customer Service Center at 1.800.999.4033 or email us at customerservice@gswater.com.

Water Quality Report Card

Potential Contaminants	Why We Test For It	Where It Comes From	Your Drinking Water
Microbiological Contaminants	Can cause illness if present	Natural environment, animals, or human activity	Meets State and Federal Standards ✓
Lead & Copper	High levels can affect health over time	Old household plumbing	Meets State and Federal Standards ✓
Disinfection Byproducts	High levels can affect health	Drinking Water Disinfection Process	Meets State and Federal Standards ✓
PFAS (Forever Chemicals)	Can affect health if present	Consumer and industrial products	None detected ✓

For more information, see the Laboratory Analyses section in this report or visit www.gswater.com/types-contaminants.

About the Company

GSWC is a wholly owned subsidiary of American States Water Company (NYSE:AWR) and provides water service to over 1 million customers and 81 communities throughout 12 counties in Northern, Coastal, and Southern California.

Golden State Water is constantly working toward 100 percent customer satisfaction and we encourage you to visit www.gswater.com and follow us on Facebook, X, Instagram, LinkedIn, and YouTube @GoldenStateH2O

Infrastructure Investments

At GSWC, we believe access to clean and reliable drinking water is fundamental to public health and community well-being. Our customers should never have to question the safety or reliability of their water. Delivering on that promise requires continuous investment in the infrastructure that collects, treats, stores, and delivers water safely to your tap.

In 2025, GSWC invested more than \$168 million in water treatment facilities, water storage and distribution systems, including installing approximately:

- ◆ 112,052 feet of pipeline
- ◆ 998 valves
- ◆ 230 fire hydrants

Since 2021, GSWC has invested more than \$760 million in water infrastructure projects essential to providing safe, reliable water to over 1 million Californians in 81 communities. These proactive investments strengthen system reliability, enhance water quality protection, and reduce

the risk of service interruptions. By maintaining and upgrading aging infrastructure before problems occur, we help avoid costly and potentially unsafe system failures.

Customers interested in learning more about current and completed infrastructure projects in their service areas are encouraged to visit their service area’s webpage at www.gswater.com/your-service-area.



In every one of our water systems a team of highly-trained employees monitors water quality on an on-going basis to ensure that our customers are receiving high-quality water. For more information and to access frequently asked questions about your 2026 CCR visit: gswater.com/ccrfaq



CONTENTS

Water Quality Report Card	2
Infrastructure Investments	3
Cross-Connection Control Program	4
Where Does My Water Come From	6
Source Water Assessment	6
Flushing	6
Glossary of Terms	7
Measurements Table	7
Source Water Quality Table	8
Laboratory Analyses	9
Distribution Water Quality Table	9
Risk to Tap and Bottled Water	10
For Sensitive Immune Systems	10
Contact Us	11
Connect with Us	11
Conserving for California	11
Our Dedicated Team	12

Cross-Connection Control & Backflow Protection Program

GSWC is committed to delivering safe, high-quality drinking water at all times. Preventing cross-connections and backflow is an important safeguard that protects the integrity of the public water system.

Without proper backflow preventive measures, conditions such as pressure changes could allow contaminants including fertilizers, pesticides, pool water, or cleaning products to enter the drinking water system.

Common systems/equipment that can introduce cross-connections include irrigation systems, pools and spas, boilers, fire sprinkler systems, chemical sprayers, and secondary water sources such as private wells.

GSWC's Cross-Connection Control Program protects community health by identifying potential hazards, requiring approved backflow prevention assemblies where needed, ensuring annual testing of required assemblies, and providing customer education and regulatory oversight. These measures help ensure that water remains safe from the source, through treatment, and all the way to your tap.

When required, installation of an approved backflow prevention assembly is necessary to safeguard our water and protect the public water supply.



Cross Connection: Any connection between drinking water and a non-potable source.

Backflow: Under normal conditions, water flows one way into your property. However, sudden pressure changes such as during firefighting activities or a water main break can cause water to reverse direction (backflow), potentially drawing contaminants into the public system.

Approved Backflow Prevention Assemblies: A testable device with check valves that allow water to flow only in one direction; from the public water system into homes and businesses.

Hose Bib Vacuum Breaker: An inexpensive (non-testable) backflow prevention device adapted to spigots to provide basic level of backflow prevention.

Annual field testing and inspections by a certified backflow assembly tester ensures ongoing protection of public health by preventing backflow events.



Do not connect a garden hose directly to chemical sprayers as this creates a cross-connection that can draw contaminants into your drinking water during a backflow event. Ensure a hose bib vacuum breaker is installed to prevent backflow and protect the potable water supply.



How You Can Help


Do:

- ✓ Keep hoses out of pools, buckets, and other containers
- ✓ Install hose-bib vacuum breakers on all spigots
- ✓ Use approved backflow prevention assemblies where required
- ✓ Have required backflow prevention assemblies tested annually

Don't:

- ✗ Submerge hoses in contaminated water
- ✗ Attach chemical dispensers directly to hoses without proper protection

Property owners are responsible for installing and maintaining required backflow prevention assemblies. For questions, contact GSWC at backflowtest@gswater.com or call 1-800-999-4033, or visit www.gswater.com/cross-connection-control-protection-program.



Don't submerge hoses in contaminated water. This set-up allows for pool water chemicals and contaminants to backflow into the potable water line.



Hose-bib Vacuum Breaker –

These devices are inexpensive, easy to install, and provide a basic level of backflow prevention against back siphonage hydraulic conditions only. GSWC advises installing these devices on every fixture where a hose connection can be made on your premise.

Chem Dispenser – A line delivering concentrated soap is plumbed to a potable water line creating a potential backflow risk. Proper installation of an approved backflow prevention assembly along with annual testing and maintenance is essential in safeguarding our water from contaminants.



Where Does My Water Come From?

Water delivered to customers in the Morongo del Norte System is treated groundwater pumped from the Morongo Valley portion of the Morongo Basin located east and west of the Twenty-Nine Palms Highway between Morongo Valley and Yucca Valley.

Source Water Assessment

Golden State Water Company conducted a source water assessment in 2002 of the groundwater wells serving the customers of its Morongo del Norte System.

The groundwater wells are considered most vulnerable to the following activity, which has not been associated with contaminants that have been detected in the water supply: low-density septic systems.

A copy of the assessment may be viewed at:

County of San Bernardino Environmental Health Services
385 N. Arrowhead Ave., San Bernardino, CA 92415

You may request a summary of the assessments be sent to you by contacting:

San Bernardino County Environmental Health at
1.909.884.4056


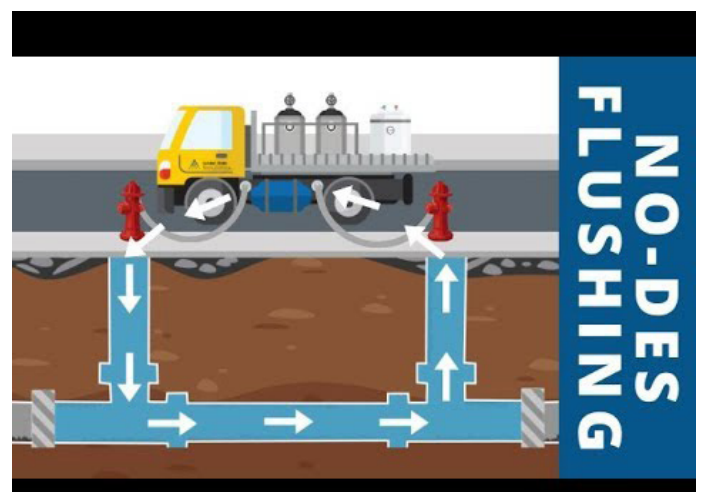
For more details, contact Omar Tinoco, Associate Water Quality Engineer, at 1.800.999.4033, or email the Customer Service Center at customerservice@gswater.com.

Flushing

Hydrant flushing is an essential maintenance procedure that all water providers must perform periodically to ensure the water delivered to customers meets state and federal drinking water standards. GSWC is using NO-DES (Neutral Output-Discharge Elimination System) flushing in several of our service areas to help flush our distribution systems sustainably.

Traditional hydrant flushing discharges hundreds of thousands of gallons of water onto the street. GSWC's NO-DES trucks and trailers offer a new maintenance technology, connecting two hydrants to a complex filtration system which cleans the water and returns it to the distribution system.

For more information about hydrant flushing, visit www.gswater.com/flushing.



Glossary of Terms

Maximum Contaminant Level (MCL)

The highest level of a contaminant that is allowed in drinking water. Primary MCLs are set as close to the public health goals and maximum contaminant level goals as is economically and technologically feasible. Secondary MCLs are set to protect the odor, taste and appearance of drinking water.

California Notification Level (NL)

Non-regulatory, health-based advisory levels established by the State Board for contaminants in drinking water for which an MCL has not been established.

Maximum Contaminant Level Goal (MCLG)

The level of a contaminant in drinking water below which there is no known or expected risk to health. Maximum contaminant level goals are set by the United States Environmental Protection Agency (USEPA).

Maximum Residual Disinfectant Level (MRDL)

The highest level of a disinfectant allowed in drinking water. There is convincing evidence that the addition of a disinfectant is necessary for control of microbial contaminants.

Maximum Residual Disinfectant Level Goal (MRDLG)

The level of a drinking water disinfectant below which there is no known or expected risk to health. MRDLGs do not reflect the benefits of the use of disinfectants to control microbial contaminants.

Primary Drinking Water Standard (PDWS)

MCLs, MRDLs and treatment techniques (TTs) for contaminants that affect health, along with their monitoring and reporting requirements.

Public Health Goal (PHG)

The level of a contaminant in drinking water below which there is no known or expected risk to health. Public health goals are set by the California Environmental Protection Agency (CalEPA).

Regulatory Action Level (AL)

The concentration of a contaminant which, if exceeded, triggers treatment or other requirements that a water system must follow.



Delivering drinking water is serious business, and our team of scientists, engineers and water experts is dedicated to protecting our water systems and ensuring the water we deliver to local homes and businesses meets stringent standards set by the state and federal governments.

Unit of Measurement	Unit Abbreviation	Also Known as	This can be compared to...
Parts per million (PPM)	mg/L	milligrams per liter	1 second in 12 days
Parts per billion (PPB)	µg/L	micrograms per liter	1 second in 32 years
Parts per trillion (PPT)	ng/L	nanograms per liter	1 second in 32,000 years
Grains per gallon	grains/gallon	a measurement for water hardness often used for sizing household water softeners	1 grain/gal equals 17.1 mg/L of hardness
Nephelometric Turbidity Units	NTU	a measurement of the clarity of water	Turbidity in excess of 5 NTU is noticeable to the average person
Microsiemens per centimeter	µS/cm	a measurement of a solution's ability to conduct electricity	
Picocuries per liter	pCi/L	a measurement of radioactivity in water	

How to Read This Table The consumer confidence report lets you know which constituents, if any, are in your drinking water and how this may affect your health. The constituents presented in this table were detected above the detection limit set by the State Water Resources Control Board. Below is a guide that explains each column of the table.

Primary Standards - Health Based (units)	Primary MCL	PHG (MCLG)	Range of Detection	Average Level	Most Recent Sampling Date	Typical Source of Constituent
Substance A (mg/L)	50	0.6	ND - 40	20	2019	Erosion of natural deposits; residue from some surface water treatment processes
Substance B (µg/L)	6	1	0.1 - 2.8	1.7	2016	Discharge from petroleum refineries; fire retardants; ceramics; electronics; solder

The highest level of a constituent allowed in drinking water.

The highest level for which the constituent has no known or expected health risks.

The range of presence for which the constituent was detected in the drinking water.

The average amount of a constituent detected in the drinking water.

The most recent year tests were conducted.

Describes the most likely ways a constituent enters the drinking water. Wording provided by the USEPA.

YOUR WATER MEETS ALL CURRENT FEDERAL AND STATE REQUIREMENTS

Morongo del Norte Water System – Source Water Quality

Primary Standards - Health Based (units)	Primary MCL	PHG (MCLG)	Range of Detection	Average Level	Most Recent Sampling Date	Typical Source of Constituent
Inorganic Constituents						
Chromium, Hexavalent (µg/L)	10	0.02	1.1 - 1.4	1.2	2025	Erosion of natural deposits; transformation of naturally occurring trivalent chromium to hexavalent chromium by natural processes and human activities, such as discharges from electroplating factories, leather tanneries, wood preservation, chemical synthesis, refractory production, and textile manufacturing facilities.
Fluoride (mg/L)	2.0	1	0.59 - 0.78	0.69	2023	Erosion of natural deposits; water additive that promotes strong teeth; discharge from fertilizer and aluminum factories
Nitrate [as N] (mg/L)	10	10	1.4 - 1.5	1.4	2025	Runoff and leaching from fertilizer use; leaching from septic tanks and sewage; erosion of natural deposits
Radioactive Constituents						
Gross Alpha Activity (pCi/L)	15(a)	(0)	3.1 - 22	14	2025	Erosion of natural deposits
Uranium (pCi/L)	20	0.43	ND - 16	5.2	2025	Erosion of natural deposits
Secondary Standards - Aesthetic (units)	Secondary MCL	PHG (MCLG)	Range of Detection	Average Level	Most Recent Sampling Date	Typical Source of Constituent
Chloride (mg/L)	500	n/a	24 - 33	28	2023	Runoff/leaching from natural deposits; seawater influence
Specific Conductance (µS/cm)	1600	n/a	730 - 790	760	2023	Substances that form ions when in water; seawater influence
Sulfate (mg/L)	500	n/a	100 - 150	120	2023	Runoff/leaching from natural deposits; industrial wastes
Total Dissolved Solids (mg/L)	1000	n/a	510 - 530	520	2023	Runoff/leaching from natural deposits
Other Parameters (units)	Notification Level	PHG (MCLG)	Range of Detection	Average Level	Most Recent Sampling Date	Typical Source of Constituent
Alkalinity (mg/L)	n/a	n/a	220 - 250	240	2023	
Calcium (mg/L)	n/a	n/a	63 - 68	66	2023	
Hardness [as CaCO3] (mg/L)	n/a	n/a	200 - 220	210	2023	The sum of polyvalent cations present in the water, generally magnesium and calcium; the cations are usually naturally occurring
Hardness [as CaCO3] (grains/gal)	n/a	n/a	12 - 13	12	2023	
Magnesium (mg/L)	n/a	n/a	n/a	11	2023	
pH (pH units)	n/a	n/a	7.9 - 8.0	8.0	2023	
Potassium (mg/L)	n/a	n/a	5.4 - 5.5	5.4	2023	
Sodium (mg/L)	n/a	n/a	74 - 92	83	2023	Refers to the salt present in the water and is generally naturally occurring

(a) MCL is based on Gross Alpha minus Uranium.
 ND = Not Detected CaCO3 = Calcium Carbonate

This table includes data only on constituents that were detected.

Laboratory Analyses

Through the years, we have taken thousands of water samples to determine the presence of any radioactive, biological, inorganic, volatile organic, or synthetic organic contaminants in your drinking water. The table we provide shows only detected contaminants in the water.

Even though all of the substances listed here are under the Maximum Contaminant Level (MCL), we feel it is important that you know exactly what was detected and how much of these substances were present in your water. Compliance (unless otherwise noted) is based on the average level of concentration below the MCL. The state allows us to monitor for some contaminants less than once per year because the concentrations do not change frequently. Some of our data, while representative, is more than a year old.

Gross Alpha Particle Activity — Certain minerals are radioactive and may emit a form of radiation known as alpha radiation. Some people who drink water containing alpha emitters in excess of the MCL over many years may have an increased risk of getting cancer.

Lead — Lead can cause serious health problems, especially for pregnant women and young children. Lead in drinking water is primarily from materials and components associated with service lines and home plumbing. GSWC is responsible for providing high quality drinking water and removing lead pipes but cannot control the variety of



materials used in plumbing components in your home. You share the responsibility for protecting yourself and your family from the lead in your home plumbing. You can take responsibility by identifying and removing lead materials within your home plumbing and taking steps



to reduce your family's risk. When your water has been sitting for several hours, before drinking tap water, flush your pipes for several minutes by running your tap, taking a shower, doing laundry or a load of dishes. You can also use a filter certified by an American National Standard Institute accredited certifier to reduce lead in drinking water. If you are concerned about lead in your water and wish to have your water tested, contact Omar Tinoco, Associate Water Quality Engineer at 1.800.999.4033 or email the Customer Service Center at customerservice@gswater.com. Information about lead in drinking water, testing methods and steps you can take to minimize exposure is available at www.epa.gov/safewater/lead.

GSWC has completed the initial lead service line inventory required by the USEPA's Lead and Copper Rule Revisions. Through completing historical records review and initial field investigations, GSWC has determined that its distribution system does not have lead or galvanized service lines that require replacement. This includes any customer-owned service lines. For more information, please visit www.gswater.com/service-material-inventory.

Morongo del Norte Water System – Distribution Water Quality

Disinfection Byproducts and Disinfectant Residuals (units)	Primary MCL (MRDL)	PHG (MRDLG)	Range of Detection	Average Level	Most Recent Sampling Date	Typical Source of Constituent	
Chlorine [as Cl ₂] (mg/L)	(4.0)	(4)	0.7 - 1.9	1.1	2025	Drinking water disinfectant added for treatment	
Inorganic Constituents (units)	Action Level	PHG (MCLG)	Sample Data	90th % Level	Most Recent Sampling Date	Typical Source of Constituent	
Copper (mg/L)	1.3	0.3	None of the five samples collected exceeded the action level.	0.16	2025	Internal corrosion of household plumbing systems; erosion of natural deposits; leaching from wood preservatives	
Lead sampling in schools and residential plumbing	Action Level	PHG	Sample Data	90th % Level	Most Recent Sampling Date	Typical Source of Constituent	Number of Schools Tested (b)
Lead (µg/L)	15	0.2	None of the five samples collected exceeded the action level.	ND	2025	Internal corrosion of household water plumbing systems; discharges from industrial manufacturers; erosion of natural deposits.	Golden State Water Company does not provide water service to schools in this area.

(b) The State of California made lead sampling in schools mandatory with a compliance window through 2019.

ND = Not Detected

This table includes data only on constituents that were detected.

Risk to Tap and Bottled Water



Drinking water, including bottled water, may reasonably be expected to contain small amounts of some contaminants. The presence of contaminants does not necessarily indicate that water poses a health risk. More information about contaminants and potential health effects can be obtained by calling the USEPA's Safe Drinking Water Hotline at 1.800.426.4791.

The sources of drinking water (both tap water and bottled water) include rivers, lakes, streams, ponds, reservoirs, springs, and wells. As water travels over the surface of the land or through the layers in the ground, it dissolves naturally occurring minerals and, in some cases, radioactive material, which can pick up substances resulting from the presence of animal or human activity.

In order to ensure that tap water is safe to drink, the USEPA and the DDW prescribe regulations that limit the amount of certain contaminants in water provided by public water systems. The U.S. Food and Drug Administration regulations and California law also establish limits for contaminants in bottled water that provide the same protection for public health.

Contaminants in Drinking Water Sources May Include:

- ◆ Microbial contaminants, such as viruses and bacteria, which may come from sewage treatment plants, septic systems, agricultural livestock operations and wildlife
- ◆ Inorganic contaminants, such as salts and metals, which can be naturally occurring or result from urban stormwater runoff, industrial or domestic wastewater discharges, oil and gas production, mining, and farming
- ◆ Pesticides and herbicides that may come from a variety of sources such as agriculture, urban stormwater runoff and residential uses
- ◆ Organic chemical contaminants, including synthetic and volatile organic chemicals, which are byproducts of industrial processes and petroleum production, and can also come from gas stations, urban stormwater runoff and septic systems
- ◆ Radioactive contaminants that can be naturally occurring or be the result of oil and gas production and mining activities

For People with Sensitive Immune Systems



Some people may be more vulnerable to contaminants in drinking water than the general population. Immuno-compromised people, such as those individuals with cancer undergoing chemotherapy, those who have undergone organ transplants, those with HIV/AIDS or other immune system disorders, some elderly populations, and infants, can be particularly at risk from infections. These people should seek advice from their health care providers.

The USEPA and Centers for Disease Control issue guidelines on appropriate means to lessen the risk of infection by *Cryptosporidium* and other microbial contaminants. To obtain a copy of these guidelines, please call the USEPA's Safe Drinking Water Hotline at 1.800.426.4791.

For additional information, please contact our 24-hour Customer Service Center at 1.800.999.4033 or email us at customerservice@gswater.com.

If You Have Questions — Contact Us



For information about your water quality or to find out about upcoming opportunities to participate in public meetings, please contact our 24-hour Customer Service Center at 1.800.999.4033. Visit us online at www.gswater.com or email us at customerservice@gswater.com.

Este informe contiene información muy importante sobre su agua de beber. Tradúzcalo o hable con alguien que lo entienda bien.

Connect with us to learn more!

Visit www.gswater.com to:

- ◆ Access the latest Water Quality Report for your area
- ◆ Get the latest updates and news regarding water supply and state/local restrictions
- ◆ Learn more about water-use efficiency, including programs and rebates in your area
- ◆ Understand your water bill and learn about payment options
- ◆ Obtain information about programs for low-income customers (Customer Assistance Program or CAP)
- ◆ Sign up to receive email updates about your water service

Conserving for California

Climate variability means wet and dry periods can alternate rapidly. Factors such as low snowpack, changing weather patterns, and ongoing pressures on river systems underscore the need for long-term water stewardship. Protecting water quality and maintaining reliable supplies go hand in hand.

After many years of drought, California has recently been declared free of drought conditions for the first time in over two decades, thanks to exceptionally wet weather that has raised reservoir levels to near or above average levels. While this is welcome news for water supplies, it does not mean water is unlimited, especially for water systems dependent on groundwater.

To learn about current conservation programs, tips, and rebates in your area, please visit www.gswater.com/conservation or call 1.800.999.4033.





Our dedicated team continuously monitors and tests for hundreds of potential contaminants to keep your water safe.

