



2025 Consumer Confidence Report on
Water Quality for 2024

Annual Water Quality Report

Liberty – Bellview Heights

PWS Number 3600010



Message from the President

Liberty is committed to providing customers with safe, quality drinking water. We are proud to present this Water Quality Report (Consumer Confidence Report) that shares detailed information regarding local water service and our compliance with state and federal water quality standards during the 2024 calendar year.

Liberty makes appropriate investments each year to deliver water that meets the safety standards established by the California State Water Resources Control Board's Division of Drinking Water (DDW), the California Public Utilities Commission (CPUC), and the United States Environmental Protection Agency (EPA). We invest responsibly to maintain the local water infrastructure because a strong infrastructure is key to delivering quality water. The water we deliver to your home or business is thoroughly tested by independent laboratories, and data is provided to DDW to verify compliance with primary and secondary state and federal water quality standards.

We know our customers rely on us for water that is safe to drink, and we take this responsibility seriously. At Liberty, "Sustaining Energy and Water for Life" is more than a tagline. Our employees live in the community and take pride in providing quality water and reliable service to you and your neighbors.

If you have any questions about this report, please don't hesitate to contact us at 800-727-5987.

On behalf of the entire Liberty family, thank you for being a valued customer and neighbor. We are proud to be your water provider.

Sincerely,

Moses Thompson

President, Liberty California/Arizona/Texas

This report contains important information about your drinking water. Please contact Liberty at 1-800-727-5987 for assistance in Spanish.

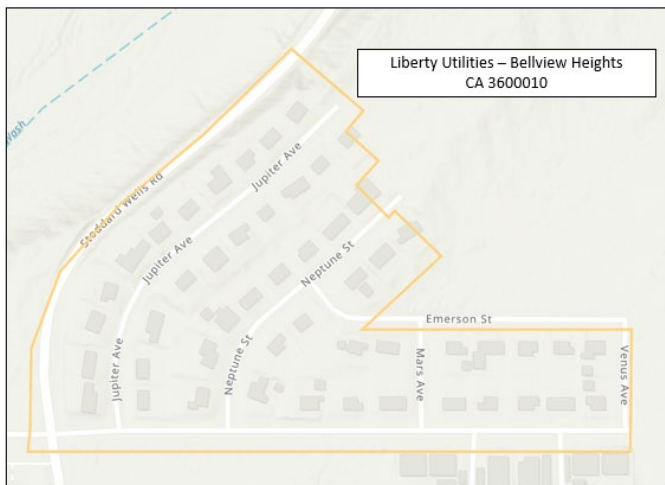
Este informe contiene información muy importante sobre su agua para beber. Favor comunicarse con Liberty al (800) 727-5987 para asistirlo en Español.

To request a printed copy of this report, please call us at 1-800-727-5987. This report can also be found at www.libertyenergyandwater.com.

Where Does My Water Come From?

Communities Served


In 2024, Liberty -Bellview Heights system obtained 100% of its source water from one deep well located throughout the community. These wells draw water from the deep Alto sub-unit of the Mojave groundwater basin. This high-quality aquifer is recharged from snowmelt from the San Bernardino Mountains to the south, and the Mojave River to the west. Also, the Mojave Water Agency (MWA) imports water from the California State Water Project to spread in the Mojave River to help recharge the groundwater. Some of the water we pump has been age-dated close to 10,000 years old by the United States Geologic Survey. That means it has been protected and naturally filtered for a very long time.



Source Water Assessment

The 1996 Safe Drinking Water Act amendments required states to perform an assessment of potentially contaminating activities near drinking water sources of all water utilities. Liberty completed the Source Water Assessment in 2002. Liberty's wells are considered most vulnerable to the following activities: high-density housing; septic systems - low and high density; parks; irrigated crops; golf courses; sewer collection systems; gas stations; roads and streets; railroads; stormwater injection wells; storm drain discharge points; stormwater detention facilities; agricultural and irrigation water wells; historic grazing; historic waste dumps and landfills; machine shops; and leaking underground storage tanks.

A copy of the complete assessment is available at Liberty's Apple Valley office and the SWRCB office in San Bernardino. You may request a summary of the assessment by contacting E'jon Loundemon at Liberty at 760-552-3437; or by contacting the SWRCB office in San Bernardino at 909-383-4328.



What are Drinking Water Standards?

Drinking water standards are the regulations set by the USEPA to control the level of contamination in the nation's drinking water. The USEPA and the SWRCB are the agencies responsible for establishing drinking water quality standards in California. This approach includes assessing and protecting drinking water sources; protecting wells and surface water; making sure water is treated by qualified operators; ensuring the integrity of the distribution system; and making information about water quality available to the public. The water delivered to your home meets the standards required by the USEPA and the SWRCB.



This report describes those contaminants that have been detected in the analyses of almost 200 different potential contaminants, nearly 100 of which are regulated by the USEPA and the SWRCB. Liberty is proud to tell you that there have been no contaminants detected that exceed any federal or state drinking water standards. Hundreds of samples analyzed every month by Liberty's contract certified laboratory assures that all primary (health-related) and secondary (aesthetic) drinking water standards are being met. Sample results are available in the Table that is part of this report.

This report is intended to provide information for all water users. If received by an absentee landlord, a business, or a school, please share the information with tenants, employees or students. We are happy to make additional copies of this report available. You may also access this report on the Liberty web page at www.libertyenergyandwater.com.

Substances That Could be in Water

The sources of drinking water (both tap water and bottled water) include rivers, lakes, streams, ponds, reservoirs, springs, and wells. As water travels over the surface of the land or through the ground, it dissolves naturally-occurring minerals and, in some cases, radioactive material, and can pick up substances resulting from the presence of animals or from human activity. These substances are also called contaminants.

Contaminants that may be present in source water include:

Microbial Contaminants, such as viruses and bacteria, which may come from sewage treatment plants, septic systems, agricultural livestock operations, and wildlife.

Inorganic Contaminants, such as salts and metals, which can be naturally- occurring or result from urban stormwater runoff, industrial, or domestic wastewater discharges, oil and gas production, mining, or farming.

Pesticides and Herbicides, which may come from a variety of sources such as agriculture,

urban stormwater runoff, and residential uses.

Organic Chemical Contaminants, including synthetic and volatile organic chemicals, which are byproducts of industrial processes and petroleum production, and can also come from gas stations, urban stormwater runoff, and septic systems.

Radioactive Contaminants, which can be naturally-occurring or be the result of oil and gas production and mining activities.

In order to ensure that tap water is safe to drink, the U.S. Environmental Protection Agency (U.S. EPA) and the States Water Resources Control Board (State Water Board) prescribe regulations that limit the amount of certain contaminants in water provided by public water systems. U.S. Food and Drug Administration regulations and California law also establish limits for contaminants in bottled water that provide the same protection for public health.

Drinking water, including bottled water, may reasonably be expected to contain at least small amounts of some contaminants. The presence of contaminants does not necessarily indicate that water poses a health risk. More information about contaminants and potential health effects can be obtained by calling the USEPA Safe Drinking Water Hotline at 1-800-426-4791 or visiting their website at <https://www.epa.gov/safewater>. For information on bottled water visit the USFDA website at www.fda.gov.

Do I Need to Take Special Precautions?

Some people may be more vulnerable to contaminants in drinking water than the general population. Immunocompromised persons such as persons with cancer undergoing chemotherapy, persons who have undergone organ transplants, people with HIV/AIDS or other immune system disorders, some elderly, and infants can be particularly at risk from infections. These people should seek advice about drinking water from their healthcare providers. The USEPA and Centers for Disease Control (CDC) guidelines on appropriate means to lessen the risk of infection

by *Cryptosporidium* and other microbial contaminants are available from the Safe Drinking Water Hotline at 1-800-426-4791.

Important Health Information

Lead – If present, elevated levels of lead can cause serious health problems, especially for pregnant women and young children. Lead in drinking water is primarily from materials and components associated with service lines and home plumbing. Liberty is responsible for providing high-quality drinking water but cannot control the variety of materials used in plumbing components. When your water has been sitting for several hours, you can minimize the potential for lead exposure by flushing your tap for 30 seconds to 2 minutes before using water for drinking or cooking. If you are concerned about lead in drinking water, you may wish to have your water tested. Information on lead in drinking water, testing methods, and steps you can take to minimize exposure is available from the Safe Drinking Water Hotline at 1-800-426-4791 or at <http://www.epa.gov/lead>.

Liberty has completed an inventory of the material of the service lines. If you would like to know what material your service line is made of, please contact our office at 1-800-727-5987.

Liberty completes lead tap sampling at customer premises every three years. If you would like to know the results of the last monitoring or you would like to participate in the next monitoring round, please contact us at 1-800-727-5987.

Arsenic – While your drinking water meets the federal and state standards for arsenic, it does contain low levels of arsenic. The arsenic standard balances the current understanding of arsenic's possible health effects against the costs of removing arsenic from drinking water. The U.S. Environmental Protection Agency continues to research the health effects of low levels of arsenic, which is a mineral known to cause cancer in humans at high concentrations and it is linked to other health effects such as skin damage and circulatory problems.



How Might I Become Actively Involved?

If you would like to observe the decision-making process that affects drinking water quality or if you have any further questions about your drinking water report, please call us at 1-800-727-5987 to inquire about scheduled meetings or contact persons.

Testing Results

During the year, Liberty collects water samples to determine the presence of any radioactive, biological, inorganic, or organic contaminants. All of the substances listed in the table below tested under the Maximum Contaminant Level (MCL). Liberty believes it is important you know what was detected, and how much of the substance was present. The state allows the monitoring of certain substances less than once a year because the concentrations of these substances do not change frequently. If a substance was tested and there was no detection, it is not listed in this table. You can find Definitions, Terms and Abbreviations related to this Table in the next section for easy reference.

Bellview Heights 2024 Annual Water Quality Report

PRIMARY STANDARDS – Health Based

DISTRIBUTION SYSTEM

| Disinfectant Residuals | Violation? (Yes/No) | Primary MCL (MRDL) | PHG (MRDLG) | | Range of Detection | Average | Most Recent Sampling Date | Typical Source of Constituent |
|--|------------------------|--------------------------|----------------|---|-----------------------|-----------------------------|------------------------------------|---|
| Chlorine [as Cl ₂] (ppm) | No | (4.0) | 4 | | 0.4 – 1.4 | 0.9 | 2024 | Drinking water disinfectant added for treatment |
| Disinfection By-Products | Violation? (Yes/No) | Primary MCL | PHG (MCLG) | | Range of Detection | Average | Most Recent Sampling Date | Typical Source of Constituent |
| THMs [Total of Four Trihalomethanes] (ppb) | No | 80 | N/A | | 1 | 1 | 2024 | Byproduct of drinking water disinfection |
| Lead and Copper (Residential Internal Plumbing) | Violation? (Yes/No) | Action Level | PHG (MCLG) | Sample Data | Range of Detection | 90th Percentile Level | Most Recent Sampling Date | Typical Source of Constituent |
| Copper (ppm) | No | 1.3 | 0.3 | 0 of the 5 samples collected exceeded the action level. | ND - 0.1 | 0.1 | 2022 | Internal corrosion of household plumbing systems; erosion of natural deposits; leaching from wood preservatives |
| Lead (ppb) | No | 15 | 0.2 | 0 of the 5 samples collected exceeded the action level. | ND | ND | 2022 | Internal corrosion of household plumbing systems; discharges from industrial manufacturers; erosion of natural deposits |

SOURCE WATER

| Inorganic Constituents | Violation? (Yes/No) | Primary MCL | PHG (MCLG) | Range of Detection for LU Sources | Average Level for LU Sources | Most Recent Sampling Date | Typical Source of Constituent |
|--------------------------------------|------------------------|----------------|---------------|--|------------------------------------|------------------------------------|---|
| Arsenic (ppb) | No | 10 | 0.004 | 5 | 5 | 2024 | Erosion of natural deposits; runoff from orchards, glass and electronics production wastes |
| Fluoride (ppm) [Naturally occurring] | No | 2 | 1 | 0.3 | 0.3 | 2024 | Erosion of natural deposits; water additive that promotes strong teeth; discharge from fertilizer and aluminum factories |
| Hexavalent Chromium (ppm) | No | 10 | 0.02 | 2.1 | 2.1 | 2024 | Erosion of natural deposits; transformation of naturally occurring trivalent chromium to hexavalent chromium by natural processes and human activities such as discharges from electroplating factories, leather tanneries, wood preservation, chemical synthesis, refractory production, and textile manufacturing facilities. |

SECONDARY STANDARDS – Aesthetics


SOURCE WATER

| | Violation? (Yes/No) | Secondary MCL | PHG (MCLG) | Range of Detection for LU Sources | Average Level for LU Sources | Most Recent Sampling Date | Typical Source of Constituent |
|------------------------------|------------------------|------------------|---------------|--|------------------------------------|------------------------------------|---|
| Chloride (ppm) | No | 500 | N/A | 12 | 12 | 2024 | Runoff/leaching from natural deposits; seawater influence |
| Specific Conductance (µS/cm) | No | 1600 | N/A | 270 | 270 | 2024 | Substances that form ions when in water; seawater influence |
| Sulfate (ppm) | No | 500 | N/A | 18 | 18 | 2024 | Runoff/leaching from natural deposits; industrial wastes |
| Total Dissolved Solids (ppm) | No | 1000 | N/A | 150 | 150 | 2024 | Runoff/leaching from natural deposits |

OTHER CONSTITUENTS

| | Violation? (Yes/No) | Notification Level | PHG (MCLG) | Range of Detection for LU Sources | Average Level for LU Sources | Most Recent Sampling Date | Typical Source of Constituent |
|---|------------------------|-----------------------|---------------|--|------------------------------------|------------------------------------|--|
| Alkalinity as CaCO ₃ (ppm) | N/A | N/A | N/A | 97 | 97 | 2024 | Runoff/leaching of natural deposits; carbonate, bicarbonate, hydroxide, and occasionally borate, silicate, and phosphate |
| Calcium (ppm) | N/A | N/A | N/A | 14 | 14 | 2024 | Runoff or leaching from natural deposits |
| Hardness [as CaCO ₃] (ppm) | N/A | N/A | N/A | 43 | 43 | 2024 | Runoff/leaching from natural deposits; sum of polyvalent cations, generally magnesium and calcium present in the water |
| Hardness [as CaCO ₃] (grains/gal) | N/A | N/A | N/A | 0.16 | 0.16 | 2024 | |
| Magnesium (ppm) | N/A | N/A | N/A | 2.2 | 2.2 | 2024 | Runoff or leaching from natural deposits |
| pH (pH units) | N/A | N/A | N/A | 8.0 | 8.0 | 2024 | Hydrogen ion concentration |
| Sodium (ppm) | N/A | N/A | N/A | 35 | 35 | 2024 | Salt present in the water; naturally occurring |

Meets/
Exceeds
Regulations





Definitions, Terms and Abbreviations

AL: Action Level, or the concentration of a contaminant which, when exceeded, triggers treatment or other requirements which a water system must follow.

Contaminant: Any physical, chemical, biological, or radiological substance or matter in water.

HAA5: Haloacetic Acids (mono-, di- and tri-chloroacetic acid, and mono- and di- bromoacetic acid) as a group.

Herbicide: Any chemical(s) used to control undesirable vegetation.

LRAA: Locational Running Annual Average, or the locational average of sample analytical results for samples taken during the previous four calendar quarters.

MCLG: Maximum Contaminant Level Goal is the level of a contaminant in drinking water below which there is no known or expected risk to health. MCLGs are set by the U.S. Environmental Protection Agency.

MCL: Maximum Contaminant Level is the highest level of a contaminant that is allowed in drinking water. Primary MCLs are set as close to the PHGs (or MCLGs) as is economically and technologically feasible. Secondary MCLs are set to protect the odor, taste, and appearance of drinking water.

MCL: Maximum Contaminant Level, or the highest level of a contaminant that is allowed in drinking water. MCLs are set as close to the MCLGs as feasible using the best available treatment technology.

MRDL: Maximum Residual Disinfectant Level is the highest level of a disinfectant allowed in drinking water. There is convincing evidence that addition of a disinfectant is necessary for control of microbial contaminants.

MRDLG: Maximum Residual Disinfectant Level Goal, is the level of a drinking water disinfectant below which there is no known or expected risk to health. MRDLGs do not reflect the benefits of the use of disinfectants to control microbial contaminants.

N/A: not applicable.

ND: not detectable at testing limits.

NTU: Nephelometric Turbidity Unit, used to measure cloudiness in drinking water.

pCi/L: picocuries per liter, a measure of radioactivity.

PDWS: Primary Drinking Water Standards are MCLs, MRDLs, and treatment techniques (TTs) for contaminants that affect health, along with their monitoring and reporting requirements.

Pesticide: Generally, any substance or mixture of substances intended for preventing, destroying, repelling, or mitigating any pest.

ppb: parts per billion or micrograms per liter.

ppm: parts per million or milligrams per liter.

ppt: parts per trillion or nanograms per liter.

PHG: Public Health Goal is the level of a contaminant in drinking water below which there is no known or expected risk to health. PHGs are set by the California Environmental Protection Agency.

RAA: Running Annual Average, or the average of sample analytical results for samples taken during the previous four calendar quarters.

Range of Results: Shows the lowest and highest levels found during a testing period, if only one sample was taken, then this number equals the Highest Test Result or Highest Value.

SMCL: Secondary Maximum Contaminant Level, or the secondary standards that are non-enforceable guidelines for contaminants and may cause cosmetic effects (such as skin or tooth discoloration) or aesthetic effects (such as taste, odor or color) in drinking water. EPA recommends these standards but does not require water systems to comply

TT: Treatment Technique, or a required process intended to reduce the level of a contaminant in drinking water.

TTHM: Total Trihalomethanes (chloroform, bromodichloromethane, dibromochloromethane, and bromoform) as a group.

Conservation Tips for Consumers

Did you know that the average U.S. household uses approximately 400 gallons of water per day or 100 gallons per person per day? Luckily, there are many low-cost and no-cost ways to conserve water. Small changes can make a big difference – try one today and soon it will become second nature.

- ✓ Take short showers – a 5-minute shower uses 4 to 5 gallons of water compared to up to 50 gallons for a bath.
- ✓ Shut off water while brushing your teeth, washing your hair, and shaving and save up to 500 gallons a month.
- ✓ Use a water-efficient showerhead. They are inexpensive, easy to install, and can save you up to 750 gallons a month.
- ✓ Run your clothes washer and dishwasher only when they are full. You can save up to 1,000 gallons a month.
- ✓ Water plants only when necessary.
- ✓ Fix leaking toilets and faucets. Faucet washers are inexpensive and take only a few minutes to replace. To check your toilet for a leak, place a few drops of food coloring in the tank and wait. If it seeps into the toilet bowl without flushing, you have a leak. Fixing it or replacing it with a new, more efficient model can save up to 1,000 gallons a month.
- ✓ Adjust sprinklers so only your lawn is watered. Apply water only as fast as the soil can absorb it and during the cooler parts of the day to reduce evaporation.
- ✓ Teach your kids about water conservation to ensure a future generation that uses water wisely. Make it a family effort to reduce next month's water bill!
- ✓ Visit <https://www.epa.gov/watersense> for more information.

Contact Information

For information about this report, or your water quality in general, please contact Liberty's office at 1-800-727-5987 or E'jon Loundermon, Water Quality Specialist at (760) 552-3437.