



2020 Annual
**WATER QUALITY
REPORT**

ARDEN
PWS ID: CA3410045



**QUALITY. ONE MORE WAY
WE KEEP LIFE FLOWING.**



**CALIFORNIA
AMERICAN WATER**

WE KEEP LIFE FLOWING™



A message from **California American Water's President**



Rich Svindland

President
California American Water

Dear California American Water Customer,

Our top priority is providing safe, reliable drinking water to our more than 690,000 people. Most people take their water quality for granted in the United States and expect clean water to be always available. I believe this expectation is affirmation of the hard work and investment we and other water utilities across the country have made in providing this essential service.

I am pleased to share with you our 2020 Consumer Confidence Report, which reflects the hard work and dedication of our employees who work to provide high quality drinking water. During the COVID-19 public health emergency, California American Water activated its business continuity plans to ensure our ability to provide reliable, high quality service to our customers.

According to the U.S. Environmental Protection Agency review of current research, the risk to water supplies from COVID – 19 is low. The USEPA has also relayed that Americans can continue to use and drink water from their tap as usual.

California American Water remains committed to the delivery of safe, reliable water. We have rigorous safeguards in place to help provide water to you that meets or surpasses increasingly stringent water quality standards.

Across California, we conducted approximately 650 different tests on more than 25,000 water samples for nearly 3,000 constituents last year. We are proud and pleased to confirm that those tests showed that we met every primary and secondary state and federal water quality standard.

SERVICE: Last year, we invested more than \$68 million in water infrastructure in the California communities we serve. This investment helps maintain the safety and reliability of the facilities and technology needed to draw, treat, and distribute water.

VALUE: While costs to provide water service continue to increase across the country, our investments help us provide high quality water service that remains an exceptional value for such an essential service. California American Water also offers a variety of Customer Assistance Programs and Conservation services to help our customers. If you have any questions or concerns, you can contact us by phone, email, online at www.californiaamwater.com, or in person at our local Customer Center. Please take the time to review this report as it provides details about the source and quality of your drinking water, using data from water quality testing conducted for your local system between January and December 2020.



Rich Svindland
California American Water

This report contains important information about your drinking water. Translate it or speak with someone who understands it at (888) 237-1333, Monday-Friday, 7 a.m. to 7 p.m.



ATTENTION: Landlords and Apartment Owners

Please share a copy of this notice with your tenants. It includes important information about their drinking water quality.

What is a Consumer Confidence Report (CCR)



Once again, we proudly present our Annual Water Quality Report, also referred to as a Consumer Confidence Report (CCR). CCRs let consumers know what contaminants, if any, were detected in their drinking water as well as related potential health effects. CCRs also include details about where your water comes from and how it is treated. Additionally, they educate customers on what it takes to deliver safe drinking water and highlight the need to protect drinking water sources.

California American Water is committed to delivering high quality drinking water service. To that end, we remain vigilant in meeting the challenges of source water protection, water conservation, environmental compliance, sustainability and community education while continuing to serve the needs of all our water users.

TABLE OF CONTENTS

A message from our President	2
What is a Consumer Confidence Report	3
Mark of Excellence	4
About Your Drinking Water Supply	5
What are the Sources of Contaminants?	6
Protecting Your Drinking Water Supply	7
About Lead	8
Important Information About Your Water	9-10
• TCR/rTCT	
• PFOA/PFAS	
Water Quality Results	11
Definitions of Terms Used in Document	12
Water Quality Results: Detailed Charts	13-15
Public Notification	16
About Us	17
Contact Us	18



Mark of
Excellence



EVERY STEP OF THE WAY.

We monitor and test your water at multiple points throughout our process of drawing it from its source, treating it to meet drinking water standards, and distributing it through our pipeline systems. **In fact, American Water performs over one million tests annually for about 100 regulated contaminants, nationwide.**



EXPERTISE. RECOGNIZED AT THE HIGHEST LEVEL.

American Water is an expert in water quality testing, compliance and treatment and has established industry-leading water testing facilities. Our dedicated team of scientists and researchers are committed to finding solutions for water quality challenges and implementing new technologies. We are recognized as an industry leader in water quality and work cooperatively with the EPA so that drinking water standards and new regulations produce benefits for customers and public water suppliers. American Water has earned awards from the EPA's Partnership for Safe Water as well as awards for superior water quality from state regulators, industry organizations, individual communities, and government and environmental agencies.



WATER QUALITY. DOWN TO A SCIENCE.

We also have access to American Water's Central Laboratory in Belleville, Illinois, which conducts sophisticated drinking water testing and analysis. Here, American Water scientists refine testing procedures, innovate new methods, and look for ways to detect potentially new contaminants—even before regulations are in place.



MAINTAINING QUALITY FOR FUTURE GENERATIONS.

Just as California American Water are investing in research and testing, we also understand the importance of investing in the infrastructure that provides high-quality water service to you. Last year alone, **we invested more than \$68 million to improve our water and wastewater treatment and pipeline systems.**



WHERE YOUR WATER COMES FROM

The Arden water system is served by deep wells that pump groundwater from aquifers in the Sacramento Valley. Some years, California American Water may also supplement the Arden system with surface water purchased from the City of Sacramento. The water from the City originates from the American and Sacramento Rivers.

An assessment of the drinking water sources in the Arden system was completed in February 2003. The sources are considered most vulnerable to the following (although not associated with any detected chemicals): automobile gas stations, underground storage tanks (confirmed leaking tanks) and dry cleaners. A copy of the completed assessment may be viewed at California American Water, 4701 Beloit Drive, Sacramento, CA 95838.

Assessments of potential contaminating activities for the City's Sacramento River and American River water sources were completed in December 2010 and December 2008, respectively. These reports indicated that both rivers are most vulnerable to contaminants from recreational activities, urban runoff, industrial discharge, and that the Sacramento River is vulnerable to agricultural contaminants. A copy of the complete assessment is available for review in the City Clerk's office at City Hall or call (916) 808-5011 to request a summary of the assessments.



QUICK FACTS ABOUT THE ARDEN SYSTEM

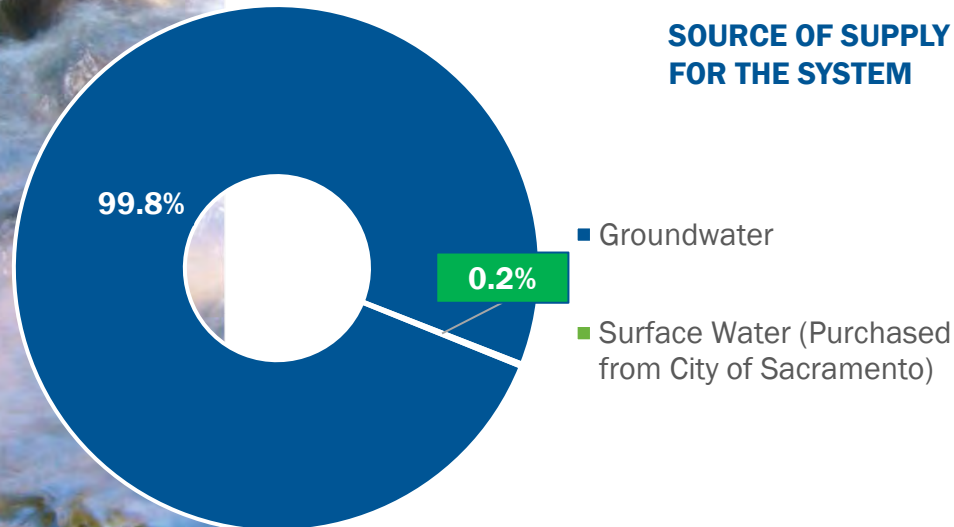
Water source:

Groundwater wells. In 2020, Arden water system received about 0.2% of water from the City of Sacramento. These source's contribution for 2020 is considered insignificant.

Disinfection and other treatment:

California American Water chlorinates your drinking water for bacteriological quality. Since May 2007, fluoride has been added to the Arden system to promote dental health.

City of Sacramento surface water supplies are treated by conventional treatment technologies including coagulation, sedimentation and filtration (using sand and anthracite filters), lime addition for corrosion control, fluoridation to promote dental health, and chlorination for disinfection.





What are the Sources of Contaminants?

To provide tap water that is safe to drink, EPA prescribes regulations which limit the amount of certain contaminants in water provided by public water systems. U.S. Food and Drug Administration (FDA) regulations establish limits for contaminants in bottled water which must provide the same protection for public health.

Drinking water, including bottled water, may reasonably be expected to contain at least small amounts of some contaminants. The presence of contaminants does not necessarily indicate that water poses a health risk. More information about contaminants and potential health effects can be

obtained by calling the Environmental Protection Agency's Safe Drinking Water Hotline (800-426-4791).

The sources of drinking water (both tap water and bottled water) include rivers, lakes, streams, ponds, reservoirs, springs, aquifers and/or groundwater. As water travels over the surface of the land or through the ground, it dissolves naturally-occurring minerals and, in some cases, radioactive material, and can pick up substances resulting from the presence of animals or from human activity.

SPECIAL HEALTH INFORMATION

Some people may be more vulnerable to contaminants in drinking water than the general population. Immuno-compromised persons such as persons with cancer undergoing chemotherapy, persons who have undergone organ transplants, people with HIV/AIDS or other immune system disorders, some elderly, and infants can be particularly at risk from infections. These people should seek advice about drinking water from their health care providers. EPA/Centers for Disease Control and Prevention (CDC) guidelines on appropriate means to lessen the risk of infection by Cryptosporidium and other microbial contaminants are available from the Safe Drinking Water Hotline (800-426-4791).

CONTAMINANTS THAT MAY BE PRESENT IN SOURCE WATER INCLUDE:

Microbial Contaminants	such as viruses and bacteria, which may come from sewage treatment plants, septic systems, agricultural livestock operations, and wildlife.
Inorganic Contaminants	such as salts and metals, which can be naturally occurring or may result from urban storm water runoff, industrial or domestic wastewater discharges, oil and gas production, mining, or farming.
Pesticides and Herbicides	which may come from a variety of sources, such as agriculture, urban storm water runoff, and residential uses.
Organic Chemical Contaminants	including synthetic and volatile organic chemicals, which are by-products of industrial processes and petroleum production, and may also, come from gas stations, urban storm water runoff, and septic systems.
Radioactive Contaminants	which can be naturally occurring or may be the result of oil and gas production and mining activities.



Protecting Your Drinking Water Supply

Protecting drinking water at its source is an important part of the process to treat and deliver high quality water. It takes a community effort to protect our shared water resources. This includes utilities, businesses, residents, government agencies and organizations. Everyone who lives, works, and plays in the area has a role and stake in clean water supplies.

WHAT CAN YOU DO?

Quality drinking water starts upstream. Everyone can help maintain and improve drinking water supplies through the following actions:

- Properly dispose of pharmaceuticals, household chemicals, oils and paints. Materials can impact water ways if poured down the drain, flushed down the toilet, or dumped on the ground.
- Check for leaks from automobiles and heating fuel tanks. Clean up any spills using an absorbent material like cat litter. Sweep up the material and put it in a sealed bag. Check with the local refuse facility for proper disposal.
- Clean up after your pets and limit the use of fertilizers and pesticides.
- Take part in watershed activities.



Community Involvement: We have a proactive public outreach program to help spread the word and get people involved. This includes school education, contests, and other community activities.

Environmental Grant Program: Each year, we fund projects that improve water resources in our local communities.

Pharmaceutical Collection: We sponsor drop box locations within the state for residents to safely dispose of unwanted drugs for free. This helps keep pharmaceutical products from entering water supplies.

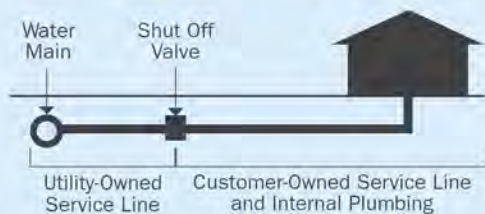
FOR MORE INFORMATION

To learn more about your water supply and local activities, visit us online at californiaamwater.com or contact the regional Source Water Protection Lead, Victoria Kunda at 916-568-4278.

About Lead

If present, elevated levels of lead can cause serious health problems, especially for pregnant women and young children. Lead in drinking water is primarily from materials and components associated with service lines and home plumbing. Your water utility is responsible for providing high quality drinking water, but cannot control the variety of materials used in plumbing components. When your water has been sitting for several hours, you can minimize the potential for lead exposure by flushing your tap for 30 seconds to 2 minutes before using water for drinking or cooking. If you are concerned about lead in your water, you may wish to have your water tested. Information on lead in drinking water, testing methods, and steps you can take to minimize exposure is available from the Safe Drinking Water Hotline or at <http://www.epa.gov/safewater/lead>.

UTILITY-OWNED VS. CUSTOMER-OWNED PORTION OF THE SERVICE LINE



Please note: This diagram is a generic representation. Variations may apply.

The most common source of lead in tap water is from the customer's plumbing and their service line.

Our water mains are not made of lead; however, the water service line that carries the water from the water main in the street to your home could be. Homeowners' service lines may be made of lead, copper, galvanized steel or plastic. You can assess your service line material where it enters your home, typically in your basement, crawl space or garage, near the inlet valve.

MINIMIZING YOUR POTENTIAL EXPOSURE

You cannot see, smell or taste lead, and boiling water will not remove lead. Here are steps you can take to reduce your potential exposure if lead exists in your home plumbing.

CHECK YOUR PLUMBING AND SERVICE LINE

If you live in an older home, consider having a licensed plumber check your plumbing for lead. If your service line is made of lead, and you're planning to replace it, be sure to contact us at 1-888-237-1333



1. Flush your taps. The longer the water lies dormant in your home's plumbing, the more lead it might contain. If the water in your faucet has gone unused for more than six hours, flush the tap with cold water for 30 seconds to two minutes before drinking or using it to cook. To conserve water, catch the running water and use it to water your plants.



2. Use cold water for drinking and cooking. Hot water has the potential to contain more lead than cold water. If hot water is needed for cooking, heat cold water on the stove or in the microwave.



3. Routinely remove and clean all faucet aerators.



4. Look for the "Lead Free" label when replacing or installing plumbing fixtures.



5. Follow manufacturer's instructions for replacing water filters in household appliances, such as refrigerators and ice makers, as well as home water treatment units and pitchers. Look for NSF 53 certified filters.



6. Flush after plumbing changes. Changes to your service line, meter, or interior plumbing may result in sediment, possibly containing lead, in your water supply. Remove the strainers from each faucet and run the water for 3 to 5 minutes.

Important Information About **Drinking Water**

THE STATE TOTAL COLIFORM RULE (TCR) AND FEDERAL REVISED TOTAL COLIFORM RULE (RTC)

This Consumer Confidence Report (CCR) reflects changes in drinking water regulatory requirements during 2016. All water systems are required to comply with the state Total Coliform Rule. Effective April 1, 2016, all water systems are also required to comply with the federal Revised Total Coliform Rule. The new federal rule maintains the purpose to protect public health by ensuring the integrity of the drinking water distribution system and monitoring for the presence of microbials (i.e., total coliform and E. coli bacteria). The U.S. EPA anticipates greater public health protection as the new rule requires water systems that are vulnerable to microbial contamination to identify and fix problems. Water systems that exceed a specified frequency of total coliform occurrences are required to conduct an assessment to determine if any sanitary defects exist. If found, these must be corrected by the water system.





PFOA/PFOS Monitoring

PFAS refers to per- and polyfluoroalkyl substances, a class of man-made chemicals, manufactured for industrial applications and commercial household products such as non-stick cookware, waterproof and stain resistant fabrics and carpets, firefighting foam and cleaning products. The properties that make these chemicals useful in so many of our every-day products also resist breaking down and therefore persist in the environment. Exposure may be from food, food packaging, consumer products, house dust, indoor and outdoor air, drinking water and at workplaces where PFAS are made or used.

In accordance with Orders received from the Division of Drinking Water (DDW) California American Water is sampling designated sources for PFAS constituents. In 2019 DDW established Notification Levels (NLs) at 6.5 ppt for the PFAS constituents perfluorooctanesulfonic acid (PFOS) and 5.1 ppt for perfluorooctanoic acid (PFOA) in drinking water. In 2020 DDW established Consumer Confidence Detection Levels (CCRDL) of 4 ppt for both PFOS and PFOA.

The science and regulation of PFAS and other contaminants is always evolving, and California American Water strives to be a leader in research and development. PFAS contamination is one of the most rapidly changing areas in the drinking water field. We have invested in our own independent research, as well as engaging with other experts in the field to understand PFAS occurrence in the environment. We are also actively assessing treatment technologies that can effectively remove PFAS from drinking water, because we believe that investment in research is critically important to addressing this issue.

This is one of the most rapidly changing landscapes in drinking water contamination. We have invested time and effort on our own independent research, as well as engaging with other experts in the field to understand PFAS occurrence, fate and transport in the environment. We are also actively assessing treatment technologies that can effectively remove PFAS from drinking water, because we believe that investment in research is critical for addressing this issue.

Lauren Weinrich
Principal Scientist,
Water Research and Development



Water Quality Results

WATER QUALITY STATEMENT

We are pleased to report that during calendar year 2020, the results of testing of your drinking water complied with all state and federal drinking water requirements.

For your information, we have compiled a list in the table below showing the testing of your drinking water during 2020. The Division of Drinking Water allows us to monitor for some contaminants less than once per year because the concentration of the contaminants does not change frequently. Some of our data, though representative, are more than one year old.

OTHER INFORMATION

In 2020 we detected the presence of coliforms in excess of that allowed. Under the Revised Total Coliform Rule this triggered the requirement to perform a Level 1 Assessment, the results of which are described in the section **Public Notification** after the tables.

Definition of Terms

These are terms that may appear in your report.

Action Level (AL): The concentration of a contaminant, which, if exceeded, triggers treatment or other requirements, that a water system must follow.

DDW: Division of Drinking Water

Level 1 Assessment: A Level 1 assessment is a study of the water system to identify potential problems and determine (if possible) why total coliform bacteria have been found in our water system.

Level 2 Assessment: A Level 2 assessment is a very detailed study of the water system to identify potential problems and determine (if possible) why an E. coli MCL violation has occurred and/or why total coliform bacteria have been found in our water system on multiple occasions.

LRAA: Locational Running Annual Average

Maximum Contaminant Level (MCL): The highest level of a contaminant that is allowed in drinking water. MCLs are set as close to the MCLGs as feasible using the best available treatment technology. Secondary MCLs (SMCL) are set to protect the odor, taste, and appearance of drinking water.

Maximum Contaminant Level Goal (MCLG): The level of a contaminant in drinking water below which there is no known or expected risk to health. MCLGs allow for a margin of safety.

Maximum Residual Disinfectant Level (MRDL): The highest level of disinfectant allowed in drinking water. There is

convincing evidence that addition of a disinfectant is necessary for control of microbial contaminants.

Maximum Residual Disinfectant Level Goal (MRDLG): The level of a drinking water disinfectant below which there is no known or expected risk to health. MRDLGs do not reflect the benefits of the use of disinfectants to control microbial contaminants.

MFL: Million fibers per liter.

micromhos per centimeter ($\mu\text{mhos/cm}$): A measure of electrical conductance.

NA: Not applicable

N/A: No data available

ND: Not detected

Nephelometric Turbidity Units (NTU): Measurement of the clarity, or turbidity, of the water.

Notification Level (NL): The concentration of a contaminant, which, if exceeded, requires notification to DDW and the consumer. Not an enforceable standard.

pH: A measurement of acidity, 7.0 being neutral.

picocuries per liter (pCi/L): Measurement of the natural rate of disintegration of radioactive contaminants in water (also beta particles).

parts per billion (ppb): One part substance per billion parts water, or micrograms per liter.

parts per million (ppm): One part substance per million parts water, or milligrams per liter.

parts per trillion (ppt): One part substance per trillion parts water, or nanograms per liter.

Primary Drinking Water Standard (PDWS): MCLs for contaminants that affect health along with their monitoring and reporting requirements and water treatment requirements.

Public Health Goal (PHG): The level of a contaminant in drinking water below which there is no known or expected risk to health. PHGs are set by the California EPA.

RAA: Running Annual Average

Secondary Maximum Contaminant Level (SMCL): Secondary MCLs are set to protect the odor, taste, and appearance of drinking water.

SWRCB: State Water Resources Control Board

TON: Threshold Odor Number

Total Dissolved Solids (TDS): An overall indicator of the amount of minerals in water.

Treatment Technique (TT): A required process intended to reduce the level of a contaminant in drinking water.

Variances and Exemptions: State or EPA permission not to meet an MCL or utilize a treatment technique under certain conditions.

MEASUREMENTS

Parts Per Million



in a 10 gallon fish tank

Parts Per Billion



in a 10,000 gallon swimming pool

Parts Per Trillion



in 35 junior size Olympic pools

Water Quality Results

California American Water conducts extensive monitoring to determine if your water meets all water quality standards. The detections of our monitoring are reported in the following tables. While most monitoring was conducted in 2020, certain substances are monitored less than once per year because the levels do not change frequently. For help with interpreting the tables below, see the "Definition of Terms" on the previous page. Some unregulated substances are measured, but maximum contaminant levels have not been established by the government. These contaminants are shown for your information.

NOTE: Regulated contaminants not listed in the following tables were not found in the treated water supply.

LEAD AND COPPER MONITORING PROGRAM - At least 40 tap water samples collected at customers' taps every 6 months								
Substance (with units)	Year Sampled	Compliance Achieved	PHG	Action Level (AL)	90 th Percentile	No. of Homes Sampled	Homes Above Action Level	Typical Source
Lead (ppb)	2020	Yes	0.2	15	ND	40	0	Corrosion of household plumbing systems.
Copper (ppm)	2020	Yes	0.3	1.3	0.207	40	0	Corrosion of household plumbing systems.

NOTE: Due to the recent addition of new water source, Lead and Copper monitoring frequency was increased for 2020-2021

TOTAL COLIFORM RULE - At least 6 samples collected each month in the distribution system						
Substance (with units)	Year Sampled	Compliance Achieved	MRDLG (MCLG)	MCL	Highest No. of Samples	Typical Source
Total Coliform	2020	Yes	0	MCL = No more than 1 positive monthly sample	2	Naturally present in the environment.

NOTE: Coliforms are bacteria that are naturally present in the environment and are used as an indicator of the general bacteriological quality of the water. We are reporting the highest percentage of positive samples / highest number of positive samples in any month.

DISINFECTANTS - Collected in the Distribution System							
Substance (with units)	Year Sampled	Compliance Achieved	MRDLG	MRDL	Average Amount Detected	Range Low-high	Typical Source
Distribution System Chlorine Residual (ppm)	2020	Yes	4	4	0.74	0.22 to 0.98	Water additive used to control microbes.

PRIMARY REGULATED SUBSTANCES

Substance (with units)	Year Sampled	Compliance Achieved	MCL	PHG (MCLG)	Average Amount Detected	Range	Typical Source
Arsenic (ppb)	2018, 2020	Yes	10	0.004	2.8	2.4 to 3.4	Erosion of natural deposits; runoff from orchards; Glass, and electronics production wastes
Nitrate (as nitrogen) (ppm)	2020	Yes	10	10	1.6	0.48 to 3.1	Runoff and leaching from fertilizer use; Leaching from septic tanks and sewage; Erosion of natural deposits
Fluoride (ppm) ¹	2020	Yes	2.0 (0.6 - 1.2 ²)	1	0.92	0.51 to 1.0	Water additive that promotes strong teeth

1 - California American Water adjust the natural levels of fluoride in our water supplies to the State Water Resources Control Board, Division of Drinking Water’s recommended optimum level of 0.7 mg/L. Information about fluoridation, oral health, and current issues is available from http://www.swrcb.ca.gov/drinking_water/certlic/drinkingwater/Fluoridation.shtml. Data collected in the distribution system.

2 - Fluoride Control Range, not an MCL.

SECONDARY REGULATED SUBSTANCES

Substance (with units)	Year Sampled	Compliance Achieved	SMCL ³	Average Amount Detected	Range	Typical Source
Chloride (ppm)	2018, 2020	Yes	500	20.5	6.0 to 30	Erosion or leaching of natural deposits
Specific Conductance (umhos/cm)	2018, 2020	Yes	1600	327	170 to 400	Substances that form ions when in water; Seawater influence
Sulfate (ppm)	2018, 2020	Yes	500	11.3	6.3 to 15	Runoff/leaching from natural deposits; Industrial wastes
Total Dissolved Solids (ppm)	2018, 2020	Yes	1000	228	140 to 280	Runoff/leaching from natural deposits
Turbidity (NTU)	2018, 2020	Yes	5	0.4	0.2 to 0.65	Soil runoff

3 - Substances with Secondary MCLs do not have MCLGs; these limits are primarily established to address aesthetic concerns

OTHER SUBSTANCES OF INTEREST

Substance (with units)	Year Sampled	Average Amount Detected	Range Low-high	Comments
Total Alkalinity as CaCO3 (ppm)	2018, 2020	130	120 to 140	
Calcium (ppm)	2018, 2020	28	13 to 37	
Magnesium (ppm)	2018, 2020	15.6	8.9 to 22	
pH	2018, 2020	7.4	7.2 to 7.7	
Sodium (ppm)	2018, 2020	13.7	9.2 to 17	“Sodium” refers to the salt present in the water and is generally naturally occurring.
Total Hardness as CaCO3 (ppm)	2018, 2020	138	69 to 180	"Hardness" is the sum of polyvalent cations present in the water, generally magnesium and calcium. The cations are usually naturally occurring
Total Hardness as CaCO3 (grains/gallon)	2018, 2020	8.1	4.0 to 10.5	
Aggressive Index	2018, 2020	11.5	11.2 to 11.8	

UNREGULATED CONTAMINANT MONITORING

Unregulated contaminants are those for which the EPA has not established drinking water standards. The purpose of unregulated contaminant monitoring is to assist the EPA in determining the occurrence of unregulated contaminants in drinking water and whether future regulation is necessary. Every five years, the EPA issues a new list of no more than 30 unregulated contaminants to be monitored.

ADDITIONAL WATER QUALITY PARAMETERS OF INTEREST					
Parameter (with units)	Year Sampled	PHG (NL)	Average Result	Range Detected	Typical Source/Notes
Chromium Hexavalent ⁴ (ppb)	2020	N/A	1.7	ND to 3.5	By-product of drinking water disinfection

4 - There is currently no MCL for hexavalent chromium. The previous MCL of 10 µg/L was withdrawn on September 11, 2017.

PER- AND POLYFLUOROALKYL SUBSTANCES

Per- or polyfluoroalkyl substances (PFASs) are man-made substances used in a variety of products, such as: stain resistant fabric, non-stick coatings, firefighting foam, paints, waxes, and cleaning products. They are also components in some industrial processes like electronics manufacturing and oil recovery. While the EPA has not developed drinking water standards for PFAS, California American Water recognizes the importance of testing for these contaminants. Compounds detected are tabulated below, along with typical sources.

UNREGULATED PERFLUORINATED COMPOUNDS					
Parameter	Units	Notification Level	Average Result	Range Detected	Typical Source
Perfluorooctanesulfonic Acid (PFOA)	ppt	5.1	ND	ND to 4.1	Used for its emulsifier and surfactant properties in or as fluoropolymers (such as Teflon), fire fighting foams, cleaners, cosmetics, lubricants, paints, polishes, adhesives and photographic films



Public Notification

Level 1 Assessment Requirement

Coliforms are bacteria that are naturally present in the environment and are used as an indicator that other, potentially harmful, waterborne pathogens may be present or that a potential pathway exists through which contamination may enter the drinking water distribution system. We found coliforms indicating the need to look for potential problems in water treatment or distribution. When this occurs, we are required to conduct assessment(s) to identify problems and to correct any problems that were found during these assessments. During the past year we were required to conduct one Level 1 Assessment. One Level 1 Assessment was completed. In addition, we were required to take two corrective actions and we completed two of these actions.

During the past year zero Level 2 Assessments were required to be completed for our water system.



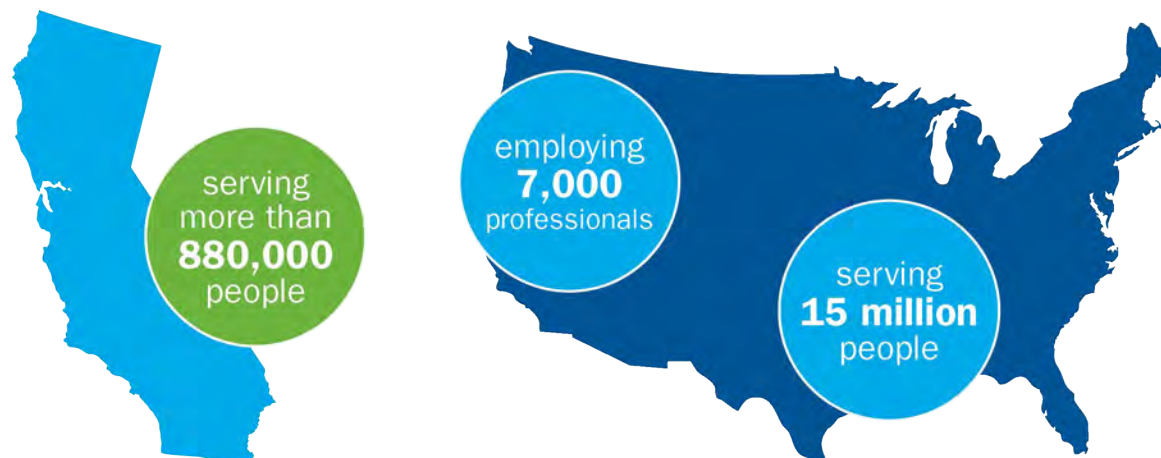
CALIFORNIA AMERICAN WATER FACTS AT A GLANCE

- **COMMUNITIES SERVED**
77 communities in
10 counties
- **PEOPLE SERVED**
Approx. 880,000 people
- **EMPLOYEES**
322
- **SYSTEM DELIVERY**
122 million gallons per day (MGD) of
water is produced and treated
- **MILES OF PIPELINE**
2,254 miles of water pipeline
and 48.5 miles of wastewater pipe
- **STORAGE**
122 water storage facilities

About Us

California American Water, a subsidiary of American Water, provides high-quality and reliable water and/or wastewater services to more than 880,000 people. For more information, visit californiaamwater.com and follow us on Twitter, Facebook, Instagram and YouTube.

With a history dating back to 1886, **American Water** (NYSE: AWK) is the largest and most geographically diverse U.S. publicly traded water and wastewater utility company. The company employs more than 7,000 dedicated professionals who provide regulated and market-based drinking water, wastewater and other related services to 15 million people in 46 states. American Water provides safe, clean, affordable and reliable water services to our customers to help make sure we keep their lives flowing.



How to Contact Us

If you have any questions about this report, your drinking water, or service, please contact California American Water's Customer Service Center Monday to Friday, 7 a.m. to 7 p.m. at 1-888-237-1333.



WATER INFORMATION SOURCES

California American Water
www.californiaamwater.com

State Water Resources Control Board (State Board),
Division of Drinking Water (DDW):
www.waterboards.ca.gov/drinking_water/programs/index.shtml

United States Environmental Protection Agency (USEPA):
www.epa.gov/safewater

Safe Drinking Water Hotline: (800) 426-4791

Centers for Disease Control and Prevention: www.cdc.gov

American Water Works Association: www.awwa.org

Water Quality Association: www.wqa.org

National Library of Medicine/National Institute of Health:
www.nlm.nih.gov/medlineplus/drinkingwater.html

This report contains important information about your drinking water. Translate it, or speak with someone who understands it at 1-888-237-1333.

This report contains important information about your drinking water. Translate it, or speak with someone who understands it at 1-888-237-1333.

Este informe contiene información muy importante sobre su agua potable. Tradúzcalo o hable con alguien que lo entienda bien al 1-888-237-1333.

Ntawm no yog ib co lus qhia tseem ceeb heev txog koj cov dej seb huv npaum li cas. Yog tias koj xav tau kev pab txhais cov lus qhia no, thov hu rau peb ntawm 1-888-237-1333.

這是關於您的水質的十分重要的資訊。如果您需要幫助翻譯此資訊請致電 **1-888-237-1333** 與我們聯繫。

आपके पानी की गुणवत्ता के बारे में यह बहुत महत्वपूर्ण सूचना है। यदि इस सूचना के अनुवाद के लिए आपको सहायता की जरूरत हो, तो कृपया **1-888-237-1333** र हमें काल करें।

Это очень важная информация о качестве Вашей воды. Если Вам требуется перевод этой информации, позвоните нам по телефону 1-888-237-1333.

Ito ay isang napakahalagang impormasyon tungkol sa kalidad ng iyong tubig. Kung iyong kailangan ng tulong sa pagsalin ng impormasyon na ito, mangyaring tumawag sa amin sa 1-888-237-1333.

Đây là thông tin rất quan trọng về chất lượng nước của quý vị. Nếu quý vị cần thông dịch thông tin này, xin gọi chúng tôi theo số 1-888-237-1333.