



2021 Consumer Confidence Report

ABOUT YOUR DRINKING WATER

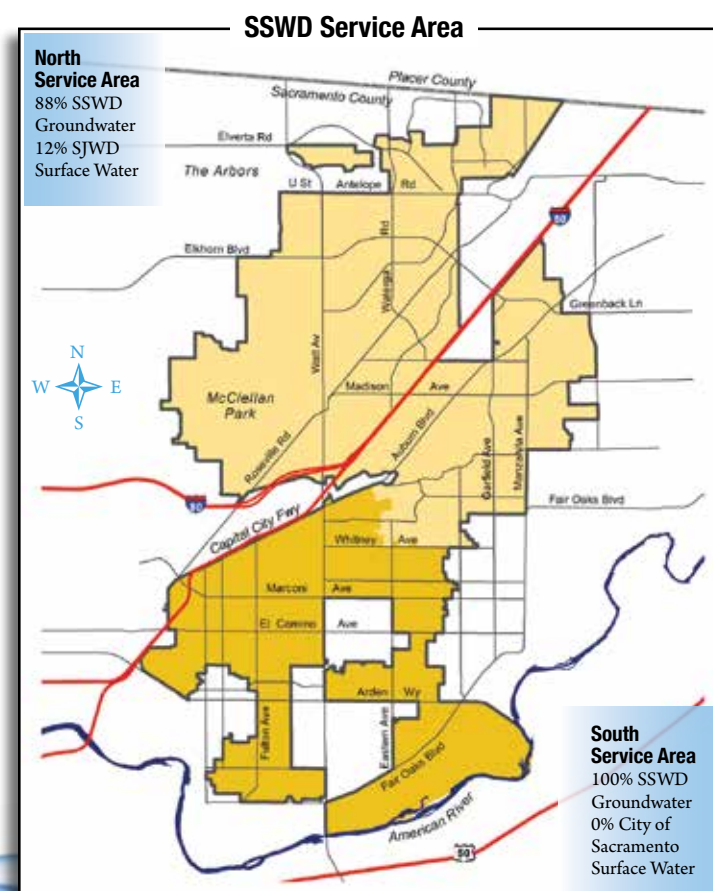


Sacramento Suburban Water District (SSWD) is pleased to present this Consumer Confidence Report (CCR) on 2021 water quality. Results of samples collected during 2019, 2020, and 2021, as well as other water quality information, were used to prepare this report. As always, providing a high quality, reliable supply of water and superior customer service at the lowest responsible water rate are SSWD's top priorities.

Sources of Water

SSWD has two service areas, North and South. The North Service Area (NSA) is supplied with water from local groundwater wells and, when available, with surface water treated by the San Juan Water District (SJWD). The South Service Area (SSA) is supplied with water from local groundwater wells and, when available, with treated surface water from the City of Sacramento. As indicated in the graphic, "SSWD Service Area," only the NSA water supply was supplemented with surface water in 2021.

Water pumped from the wells is chlorinated per State Water Resources Control Board, Division of Drinking Water (DDW) requirements to protect you from potential microbiological contaminants. All facilities are operated by state-certified operators. To ensure that your water meets state and federal regulations, SSWD conducts routine water quality testing at the wells and in the distribution system.





IMPORTANT INFORMATION ABOUT...

Nitrate: Nitrate levels may rise quickly for short periods of time because of rainfall or agricultural activity. Nitrate (as nitrogen) in drinking water at levels above 10 milligrams per liter (mg/L) is a health risk for infants of less than six months of age. Such nitrate levels in drinking water can interfere with the capacity of the infant's blood to carry oxygen, resulting in serious illness; with symptoms including shortness of breath and blueness of the skin. Nitrate levels above 10 mg/L may also affect the ability of the blood to carry oxygen in other individuals, such as pregnant women and those with certain specific enzyme deficiencies. If you are caring for an infant, or you are pregnant, you should ask advice from your health care provider.

Nitrate levels in water supplied by SSWD are below 10 mg/L. Nitrate monitoring is performed at each source at least annually, and, in many cases, quarterly. If there is an indication the nitrate level in a well may reach the 10 mg/L regulatory threshold, it is immediately removed from service.

Lead: If present, elevated levels of lead can cause serious health problems, especially for pregnant women and young children. Lead in drinking water primarily originates from materials and

- continued on page 3

Overview of Drinking Water

The United States Environmental Protection Agency (USEPA) and DDW require the educational language below to be included in all public water system's Consumer Confidence Reports. For a complete list of detected contaminants and their potential sources, please see the tables in the sections titled, "2021 Summary of Detected Constituents."

Sources of drinking water (both tap and bottled water) include rivers, lakes, streams, ponds, reservoirs, springs, and wells. As water travels over the surface of the land or through the ground, it dissolves naturally-occurring minerals and, in some cases, radioactive material, and can pick up substances resulting from the presence of animals or from human activity.

In order to ensure that tap water is safe to drink, the USEPA and DDW prescribe regulations that limit the amount of certain contaminants in water provided by public water systems. U.S. Food and Drug Administration regulations and California law also establish limits for contaminants in bottled water that provide the same protection for public health. Additional information on bottled water is available on the California Department of Public Health web page (<https://www.cdph.ca.gov/Programs/CEH/DFDCS/Pages/FDBPrograms/FoodSafetyProgram/Water.aspx>).

Drinking water, including bottled water, may reasonably be expected to contain at least minor amounts of some contaminants. The presence of contaminants does not necessarily indicate that water poses a health risk. More information about contaminants and potential health effects can be obtained by calling the USEPA's Safe Drinking Water Hotline (1.800.426.4791).

Source Water Assessments

Source water assessments for the majority of SSWD's groundwater wells were completed in 2002. Additional source water assessments have been completed for those sources constructed since 2002. The results of the assessments indicate that wells in both the NSA and SSA are considered most vulnerable to: dry cleaners, gas stations, leaking underground storage tanks, petroleum transmission pipelines, sewer collection systems, contamination caused by illegal activities or dumping, and general urban commercial activities such as automobile repair facilities and photo processors. Both service areas are also vulnerable to industrial activities such as: electronic, plastic and metal manufacturing, petroleum storage facilities, and known groundwater contamination plumes. The NSA is also considered vulnerable to historic activities at the former McClellan Air Force Base. The SSA may also be vulnerable to recreational activities associated with the American River. Source water assessments are available for review at SSWD's office.

SSA Water Fluoridation

SSWD supplements the natural levels of fluoride in the SSA water to levels within DDW's prescribed Fluoride Control Range (0.6 mg/L to 1.2 mg/L). Parents of children that reside in SSWD's SSA should let their children's pediatricians and dentists know that their drinking water is fluoridated. According to the USEPA/ Centers for Disease Control and Prevention (CDC), drinking water with the right amount

of fluoride is a safe and effective way to help keep the surface of teeth strong and help prevent tooth decay. Community water fluoridation is supported by the American Dental Association, American Academy of Pediatrics, U.S. Public Health Service, and the World Health Organization.

Information About Hard Water

A common concern for many customers is water hardness because it can cause scaling and other aesthetic issues. Water hardness is comprised of naturally-occurring minerals, particularly calcium and magnesium. Though hard water can be a nuisance, it is not known to cause adverse health effects, and thus is not regulated by DDW or USEPA. Effects of hard water may include: scale on plumbing fixtures and appliances; soap scum on shower walls, bathtubs, sinks and faucets; and reduced lathering of soaps, shampoos, and household cleaners. Additional information is available on the SSWD's water quality web page: www.sswd.org/departments/water-quality.

Lead Sampling in Schools

In early 2017, SSWD began drinking water lead monitoring at K-12 schools in accordance with DDW requirements. In January 2018, the California Health and Safety Code (Section 116277) expanded those requirements to include preschool and child day care facilities on public school property. SSWD has performed monitoring at 49 K-12 schools, preschools, and child day care facilities through the end of 2019. If you would like to know if monitoring was performed at your child's school or day care facility (and if so, the results), please visit DDW's "Lead Sampling of Drinking Water in California Schools" web page at: https://www.waterboards.ca.gov/drinking_water/certlic/drinkingwater/leadsamplinginschools.html, or contact your child's school.

Contaminants That May Be Present in Source Water Include:

Microbial Contaminants such as viruses and bacteria, that may come from sewage treatment plants, septic systems, agricultural livestock operations, and wildlife.

Inorganic Contaminants such as salts and metals, that can be naturally-occurring or result from urban stormwater runoff, industrial or domestic wastewater discharges, oil and gas production, mining, or farming.

Pesticides and Herbicides that may come from a variety of sources such as agriculture, urban stormwater runoff, and residential uses.

Organic Chemical Contaminants including synthetic and volatile organic chemicals, that are by-products of industrial processes and petroleum production, and can also come from gas stations, urban stormwater runoff, agricultural application, and septic systems.

Radioactive Contaminants that can be naturally-occurring or be the result of oil and gas production and mining activities.

Important Information About... continued

components associated with service lines and home plumbing. SSWD is responsible for providing high quality drinking water, but cannot control the variety of materials used in plumbing components. When your water has not been moving for several hours, you can minimize the potential for lead exposure by flushing your tap for 30 seconds to 2 minutes before using water for drinking or cooking. If you are concerned about lead in your water, you may wish to have your water tested. Information on lead in drinking water, testing methods, and steps you can take to minimize exposure is available from the Safe Drinking Water Hotline or at: www.epa.gov/lead.

As noted above, due to the variety of materials used in some customer's plumbing systems (including water treatment units in the home), lead results may vary. If you are concerned about the potential impact the internal plumbing system in your home or business may have on lead levels in your drinking water, SSWD can refer you to a laboratory that you can utilize to test your water.



Water Quality Definitions

Locational Running Annual Average (LRAA): The LRAA is a calculation used to determine compliance with a primary drinking water standard (or MCL) at a specific monitoring location.

Maximum Contaminant Level (MCL): The highest level of a contaminant that is allowed in drinking water. Primary MCLs are set as close to the PHGs (or MCLGs) as is economically and technologically feasible. Secondary MCLs are set to protect the odor, taste, and appearance of drinking water.

Maximum Contaminant Level Goal (MCLG): The level of a contaminant in drinking water below which there is no known or expected risk to health. MCLGs are set by the USEPA.

Maximum Residual Disinfectant Level (MRDL): The highest level of a disinfectant allowed in drinking water. There is convincing evidence that addition of a disinfectant is necessary for control of microbial contaminants.

Maximum Residual Disinfectant Level Goal (MRDLG): The level of a drinking water disinfectant below which there is no known or expected risk to health. MRDLGs do not reflect the benefits of the use of disinfectants to control microbial contaminants.

Notification Level: The non-regulatory, health-based advisory level for a contaminant in drinking water for which an MCL has not been established.

Primary Drinking Water Standard (PDWS): MCLs, MRDLs, and treatment techniques (TTs) for contaminants that affect health along with their monitoring and reporting requirements and water treatment requirements.

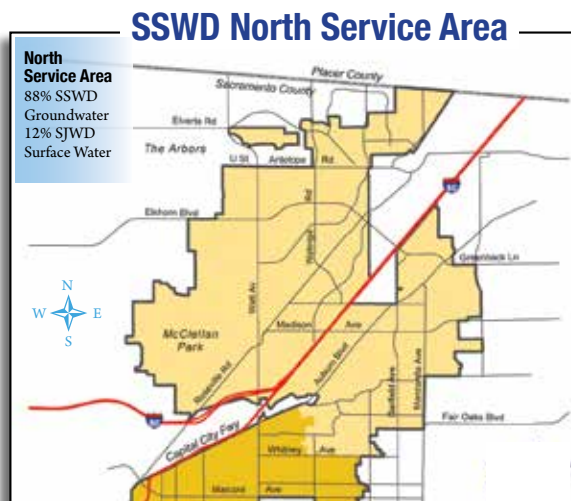
Public Health Goal (PHG): The level of a contaminant in drinking water below which there is no known or expected risk to health. PHGs are set by the California Environmental Protection Agency.

Regulatory Action Level (AL): The concentration of a contaminant which, if exceeded, triggers treatment or other requirements that a water system must follow.

Response Level: The non-regulatory, health-based level of a contaminant in drinking water at which DDW recommends taking a source out of service.

Total Organic Carbon (TOC): Organically-derived carbon that can be naturally-occurring or result from human activities.

Treatment Technique (TT): A required process intended to reduce the level of a contaminant in drinking water.



2021 Summary of Detected Constituents North Service Area

About the Tables

The following tables contain detailed information about the water that is delivered to your home or business. The drinking water SSWD supplies to customers has been tested for over 130 contaminants. In accordance with USEPA requirements, the table in the CCR only includes results for contaminants that were detected. You can compare levels from your system's water to the state and federal standards (Maximum Contaminant Level [MCL]), if applicable.

Key to Abbreviations

NA	Not Applicable
ND	Not Detected
NR	Not Reported
NTU	Nephelometric Turbidity Units (a measure of clarity)
pCi/L	Picocuries per liter (a measure of radiation)
PPM	Parts per million or milligrams per liter (mg/L)
PPB	Parts per billion or micrograms per liter (µg/L)
HAA	Haloacetic Acids
µS/cm	Microsiemens per centimeter
TON	Threshold Odor Number

SSWD
(groundwater)San Juan Water District
(surface water)**DETECTED PRIMARY DRINKING WATER CONSTITUENTS - Regulated to protect your health**

CONSTITUENT/UNITS	MCL	PHG or (MCLG)	RANGE	AVG.	SAMPLE DATE	RANGE	AVG.	SAMPLE DATE	VIOLATION	MAJOR SOURCES
Arsenic (PPB)	10	0.004	ND-2.5	ND	2019, 2021	ND	ND	2019	No	Erosion of natural deposits
Barium (PPM)	1	2	ND-0.20	ND	2019, 2021	ND	ND	2019	No	Discharges of oil drilling wastes and from metal refineries; erosion of natural deposits
Control of Disinfection By-Product Precursors (PPM) (TOC)(treated water) {A}	TT = 2	NA	NA	NA	NA	0.81-2.21	1.12	2021	No	Various natural and manmade sources
Fluoride (PPM)	2	1	0.08-0.26	0.17	2019, 2021	ND	ND	2019	No	Erosion of natural deposits; water additive that promotes strong teeth; discharge from fertilizer and aluminum factories
Hexavalent Chromium (PPB) {B}	NA	0.02	NR	NR	NA	NR	NR	NA	NA	Erosion of natural deposits; discharge from electroplating factories, leather tanneries, wood preservation, chemical synthesis, refractory production, and textile and manufacturing facilities
Nitrate (as Nitrogen) (PPM)	10	10	ND-6.1	1.7	2021	ND	ND	2021	No	Runoff and leaching from fertilizer use; leaching from septic tanks and sewage; erosion of natural deposits
Nitrate + Nitrite (as Nitrogen) (PPM)	10	10	ND-6.5	2.0	2019, 2021	ND	ND	2021	No	Runoff and leaching from fertilizer use; leaching from septic tanks and sewage; erosion of natural deposits
Tetrachloroethylene (PCE) (PPB)	5	0.06	ND-3.5	ND	2019, 2021	ND	ND	2019	No	Discharge from factories, dry cleaners, and auto shops (metal degreaser)
Gross Alpha (pCi/L)	15	(0)	ND-3.1	ND	2014-2021	ND	ND	2017	No	Erosion of natural deposits
Combined Radium (Ra226 + Ra228) (pCi/L)	5	(0)	ND-3.34	ND	2014-2021	ND	ND	2017	No	Erosion of natural deposits
Uranium (pCi/L)	20	0.43	ND-4.97	ND	2014-2021	NR	NR	NA	No	Erosion of natural deposits

CONSTITUENT/UNITS	MCL	PHG or (MCLG)	LEVEL FOUND	SAMPLE DATE	LEVEL FOUND	SAMPLE DATE	VIOLATION	MAJOR SOURCES
Turbidity {A}	NTU	TT = 1 NTU	NA	NA	0.048	2021	No	Soil runoff
	% Samples	TT = 95% of Samples ≤ 0.3 NTU	NA		100%			

DISTRIBUTION SYSTEM

CONSTITUENT/UNITS	AL	PHG or (MCLG)	90TH PERCENTILE RESULT	NO. OF SAMPLES/ NO. EXCEEDING ACTION LEVEL	SAMPLE DATE	VIOLATION	MAJOR SOURCES
Copper (at tap) (PPM)	1.3	0.3	0.220	59/0	2019	No	Internal corrosion of household plumbing systems; erosion of natural deposits; leaching from wood preservatives
CONSTITUENT/UNITS	MCL [MCLG]	PHG or (MRDLG)	HIGHEST MONTHLY PERCENTAGE OF POSITIVE SAMPLES		SAMPLE DATE	VIOLATION	MAJOR SOURCES
Total Coliform (% Positive Samples)	> 5% of Monthly Samples are Positive	NA	0.81%		2021	No	Naturally present in the environment

NORTH SERVICE AREA

SSWD (groundwater)	San Juan Water District (surface water)
-----------------------	--------------------------------------------

DISTRIBUTION SYSTEM - continued

CONSTITUENT/UNITS	MCL[MRDL]	PHGor[MRDLG]	RANGE	AVERAGE	SAMPLE DATE	VIOLATION	MAJOR SOURCES
Chlorine Residual (PPM)	[4]	[4]	0.14-1.52	0.7	2021	No	Drinking water disinfectant added for treatment
Trihalomethanes (PPB)	80	NA	ND-30	Highest LRAA = 22 {D}	2021	No	By-product of drinking water disinfection
Haloacetic Acids (PPB)	60	NA	ND-19	Highest LRAA = 14 {D}	2021	No	By-product of drinking water disinfection

DETECTED SECONDARY DRINKING WATER CONSTITUENTS - Regulated for aesthetic qualities

CONSTITUENT/UNITS	MCL	RANGE	AVG.	SAMPLE DATE	RANGE	AVG.	SAMPLE DATE	VIOLATION	MAJOR SOURCES
Chloride (PPM)	500	9.2-110	41	2019, 2021	1.8	1.8	2019	No	Runoff/leaching from natural deposits
Copper (PPM)	1.3	ND-0.06	ND	2019, 2021	ND	ND	2019	No	Erosion of natural deposits; leaching from wood preservatives
Iron (PPB)	300	ND-290	ND	2019, 2021	ND	ND	2019	No	Leaching from natural deposits; industrial wastes
Manganese (PPB)	50	ND-41	ND	2019-2021	ND	ND	2019	No	Leaching from natural deposits
Odor (TON)	3	ND-2	ND	2019, 2021	ND	ND	2019	No	Naturally-occurring organic materials
Specific Conductance (µS/cm)	1600	210-680	401	2019, 2021	68-110	82.2	2021	No	Substances that form ions when in water
Sulfate (PPM)	500	2.8-33	10	2019, 2021	3.8	3.8	2019	No	Runoff/leaching from natural deposits; industrial wastes
Total Dissolved Solids (PPM)	1000	170-450	283	2019, 2021	30	30	2019	No	Runoff/leaching from natural deposits
Turbidity (NTU)	5	ND-0.9	0.2	2019, 2021	See Primary Constituents table above			No	Soil runoff

PPM (parts per million): PPB (parts per billion):

3 drops in 42 gallons

1 second in 12 days

1 inch in 16 miles

1 drop in 14,000 gallons

1 second in 32 years

1 inch in 16,000 miles

Customer Service

If you have questions about your water bill or your water service, please call SSWD's Customer Service Team at 916.972.7171. They are available during regular business hours (Monday - Friday, 8:00 AM - 4:30 PM). If our customer service team cannot answer your question, they will put you in touch with another team member who can. You can also find information on our website (sswd.org) about starting and stopping your water service, the Board of Directors, water conservation, cross-connection control, engineering projects, field operations, water quality and much more!



	SSWD (groundwater)		San Juan Water District (surface water)		NORTH SERVICE AREA					
DETECTED UCMR4 MONITORING CONSTITUENTS {E}										
CONSTITUENT/UNITS		RANGE	AVG.	SAMPLE DATE	PRIMARY SOURCES/USES					
Germanium (PPB)		ND-04	ND	2018-2019	Naturally-occurring element; a byproduct of zinc ore processing; used in infrared optics, fiber-optic systems, electronics and solar applications					
Manganese (PPB)		ND-36	3.4	2018-2019	Naturally-occurring element; used in steel production, fertilizer, batteries and fireworks; drinking water and waste water treatment chemical; essential nutrient					
		DISTRIBUTION SYSTEM								
CONSTITUENT/UNITS		RANGE		HIGHEST LRAA		SAMPLE DATE		PRIMARY SOURCES/USES		
HAA5 (PPB)		ND-35		27		2018-2019		Byproduct of drinking water disinfection		
HAA6Br (PPB)		ND-3.8		2		2018-2019		Byproduct of drinking water disinfection		
HAA9 (PPB)		ND-36		29		2018-2019		Byproduct of drinking water disinfection		
ADDITIONAL DRINKING WATER CONSTITUENTS {F}										
CONSTITUENT/UNITS		RANGE	AVG.	SAMPLE DATE	RANGE	AVG.	SAMPLE DATE	MAJOR SOURCES		
Alkalinity (total, as CaCO3) (PPM)		83-180	117	2019, 2021	NR	NR	NA	Leaching from natural deposits		
Alkalinity (bicarbonate, as CaCO3) (PPM)		100-210	142	2019, 2021	12-23	18	2021			
Calcium (PPM)		16-58	27	2019, 2021	4.5-8.3	6	2021	Erosion of natural deposits		
Hardness	(grains/gallon)	4.3-15.8	7.7	2019, 2021	0.7	0.7	2019	Leaching from natural deposits; hardness is the sum of polyvalent cations present in the water, generally naturally-occurring magnesium and calcium		
	(PPM)	74-270	132		12	12				
Magnesium (PPM)		8.4-32	16	2019, 2021	1	1	2019	Erosion of natural deposits		
pH (none)		7.3-7.8	7.6	2019, 2021	NR	NR	NA	Leaching from natural deposits; a measurement of hydrogen ion activity		
Sodium (PPM)		11-60	30	2019, 2021	1.6	1.6	2019	Erosion of natural deposits		
PER- & POLYFLUOROALKYL SUBSTANCES (PFAS) {G}										
CONSTITUENT/UNITS	NOTIFICATION LEVEL	RESPONSE LEVEL	RANGE	AVG.	SAMPLE DATE	RANGE	AVG.	SAMPLE DATE	VIOLATION	MAJOR SOURCES
Perfluorohexanesulfonic acid (PFHxS) (PPT)	NA	NA	ND-9.3	ND	2020-2021	NR	NR	NA	No	Chemicals used in grease and stain resistant coatings for consumer products and firefighting foams.
Perfluorooctanoic acid (PFOA) (PPT)	5.1	10	ND-6.5	ND	2020-2021	NR	NR	NA	No	Chemicals used in grease and stain resistant coatings for consumer products and firefighting foams

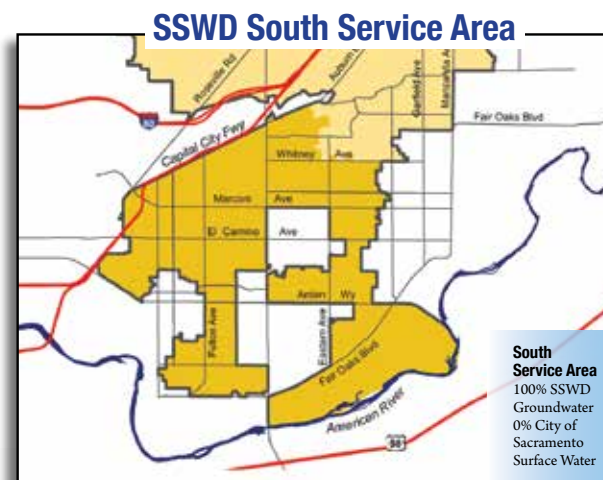
A Note for Sensitive Populations

Some people may be more vulnerable to contaminants in drinking water than the general population. Immunocompromised persons, such as persons undergoing chemotherapy, persons who have undergone organ transplants, people with HIV/AIDS or other immune system disorders, elderly, and infants can be particularly at risk from infections. These people should seek advice about their drinking water from their health care providers. CDC guidelines on appropriate means to lessen the risk of infection by *Cryptosporidium* and other microbial contaminants are available from the Safe Drinking Water Hotline (1.800.426.4791).

Notes

- {A} NSA only: Only surface water sources must comply with PDWS for Control of Disinfection By-Product Precursors and Turbidity. Turbidity is a measure of the cloudiness of water. It is a good indicator of filtration process effectiveness for water systems that treat surface water.
- {B} DDW rescinded the 10 ppb MCL for hexavalent chromium on September 11, 2017. Prior to that SSWD elected to satisfy compliance monitoring requirements via total chromium monitoring. For more information about hexavalent chromium please see: https://www.waterboards.ca.gov/drinking_water/certlic/drinkingwater/Chromium6.html.
- {C} SSA only: SSWD's fluoridation program provides the addition of fluoride to the SSA drinking water. Natural levels of fluoride in the SSA are adjusted to be within the DDW's Fluoride Control Range (0.6-1.2 mg/L).
- {D} Calculation of the LRAA for the first three quarters of 2021 includes data from 2020.
- {E} Unregulated contaminant monitoring helps USEPA and DDW determine where certain contaminants occur and whether they need to be regulated. Both distribution system and source water are included in UCMR4.
- {F} Constituents listed under "Additional Drinking Water Constituents" are of interest to some consumers, however, they have no regulatory thresholds.
- {G} A total of 37 wells have been included in SSWD's PFAS monitoring orders from DDW. Reportable results are from those wells used as sources of supply in 2021. NSA only: One well has a compliance result (6.5 ppt) above the Notification Level for PFOA. The presence of PFHxS has also been confirmed at the same well. That well has not been used as a source of supply since the confirmed detections.

DDW allows SSWD to monitor for some contaminants less than once per year because the concentrations of these contaminants do not change frequently. Some of the data, though representative, is more than one year old.



2021 Summary of Detected Constituents

South Service Area

About the Tables

The following tables contain detailed information about the water that is delivered to your home or business. The drinking water SSWD supplies to customers has been tested for over 130 contaminants. In accordance with USEPA requirements, the table in the CCR includes only results for contaminants that were detected. You can compare levels from your system's water to the state and federal standards (Maximum Contaminant Level [MCL]), if applicable.

Key to Abbreviations

NA	Not Applicable
ND	Not Detected
NR	Not Reported
NTU	Nephelometric Turbidity Units (a measure of clarity)
pCi/L	Picocuries per liter (a measure of radiation)
PPM	Parts per million or milligrams per liter (mg/L)
PPB	Parts per billion or micrograms per liter (µg/L)
HAA	Haloacetic Acids
µS/cm	Microsiemens per centimeter
TON	Threshold Odor Number

SSWD
(groundwater)**DETECTED PRIMARY DRINKING WATER CONSTITUENTS - Regulated to protect your health**

CONSTITUENT/UNITS	MCL	PHG or (MCLG)	RANGE	AVG.	SAMPLE DATE	VIOLATION	MAJOR SOURCES
Aluminum (PPM)	1	0.6	ND-0.05	ND	2020-2021	No	Erosion of natural deposits; residue from some surface water treatment processes
Arsenic (PPB)	10	0.004	ND-4.3	2.1	2020-2021	No	Erosion of natural deposits
Barium (PPM)	1	2	ND-0.14	ND	2020-2021	No	Discharges of oil drilling wastes and from metal refineries; erosion of natural deposits
Fluoride (PPM)	2	1	See Fluoride in Distribution System section			No	Erosion of natural deposits; water additive that promotes strong teeth; discharge from fertilizer and aluminum factories
Hexavalent Chromium (PPB) {B}	NA	0.02	NR	NR	NA	NA	Erosion of natural deposits; discharge from electroplating factories, leather tanneries, wood preservation, chemical synthesis, refractory production, and textile and manufacturing facilities
Nitrate (as Nitrogen) (PPM)	10	10	ND-6.7	1.9	2021	No	Runoff and leaching from fertilizer use; leaching from septic tanks and sewage; erosion of natural deposits
Nitrate + Nitrite (as Nitrogen) (PPM)	10	10	ND-6.7	2.1	2020-2021	No	Runoff and leaching from fertilizer use; leaching from septic tanks and sewage; erosion of natural deposits
Tetrachloroethylene (PCE) (PPB)	5	0.06	ND-0.65	ND	2020-2021	No	Discharge from factories, dry cleaners, and auto shops (metal degreaser)
Trichloroethylene (TCE) (PPB)	5	1.7	ND-0.5	ND	2020-2021	No	Discharge from metal degreasing sites and other factories
Gross Alpha (pCi/L)	15	(0)	ND-5.7	ND	2014-2021	No	Erosion of natural deposits
Combined Radium (Ra226 + Ra228) (pCi/L)	5	(0)	ND-2.11	ND	2014-2021	No	Erosion of natural deposits
Uranium (pCi/L)	20	0.43	ND-4.8	ND	2014-2021	No	Erosion of natural deposits

DISTRIBUTION SYSTEM

CONSTITUENT/UNITS	AL	PHG or (MCLG)	90TH PERCENTILE RESULT	NO. OF SAMPLES/ NO. EXCEEDING ACTION LEVEL	SAMPLE DATE	VIOLATION	MAJOR SOURCES
Copper (at tap) (PPM)	1.3	0.3	0.220	59/0	2019	No	Internal corrosion of household plumbing systems; erosion of natural deposits; leaching from wood preservatives
CONSTITUENT/UNITS	MCL [MCLG]	PHG or (MRDLG)	HIGHEST MONTHLY PERCENTAGE OF POSITIVE SAMPLES		SAMPLE DATE	VIOLATION	MAJOR SOURCES
Total Coliform (% Positive Samples)	> 5% of Monthly Samples are Positive	NA	0.81%		2021	No	Naturally present in the environment

Water Main Flushing

SSWD flushes water mains to remove sediments or other contaminants that can accumulate in pipes over time and lead to taste and odor problems. Flushing dead-end lines also improves disinfectant residual levels. In addition to protecting water quality, flushing helps reduce corrosive conditions associated with biofilm growth that has a potential to lead to pipeline leaks.

SOUTH SERVICE AREA

SSWD
(groundwater)

DISTRIBUTION SYSTEM - continued

CONSTITUENT/UNITS	MCL/MRDL	PHGor/MRDLG	RANGE	AVERAGE	SAMPLE DATE	VIOLATION	MAJOR SOURCES
Chlorine Residual (PPM)	[4]	[4]	0.14-1.52	0.7	2021	No	Drinking water disinfectant added for treatment
Fluoride {C} (PPM)	2	1	0.6-1.1	0.8	2021	No	Erosion of natural deposits; water additive that promotes strong teeth; discharge from fertilizer and aluminum factories
Trihalomethanes (PPB)	80	NA	ND-30	Highest LRAA = 22 {D}	2021	No	By-product of drinking water disinfection
Haloacetic Acids (PPB)	60	NA	ND-19	Highest LRAA = 14 {D}	2021	No	By-product of drinking water disinfection

DETECTED SECONDARY DRINKING WATER CONSTITUENTS - Regulated for aesthetic qualities

CONSTITUENT/UNITS	MCL	RANGE	AVG.	SAMPLE DATE	VIOLATION	MAJOR SOURCES
Aluminum (PPB)	200	ND-54	ND	2020-2021	No	Erosion of natural deposits; residue from some surface water treatment processes
Chloride (PPM)	500	3.3-66	22	2020-2021	No	Runoff/leaching from natural deposits
Copper (PPM)	1.3	ND-0.10	ND	2020-2021	No	Erosion of natural deposits; leaching from wood preservatives
Manganese (PPB)	50	ND-30	ND	2020-2021	No	Leaching from natural deposits
Specific Conductance (µS/cm)	1600	160-510	319	2020-2021	No	Substances that form ions when in water
Sulfate (PPM)	500	1.4-29	8.3	2020-2021	No	Runoff/leaching from natural deposits; industrial wastes
Total Dissolved Solids (PPM)	1000	130-340	229	2020-2021	No	Runoff/leaching from natural deposits
Turbidity (NTU)	5	ND-0.8	0.2	2020-2021	No	Soil runoff

PPM (parts per million): PPB (parts per billion):

3 drops in 42 gallons

1 second in 12 days

1 inch in 16 miles

1 drop in 14,000 gallons

1 second in 32 years

1 inch in 16,000 miles

Field Operations

SSWD's Field Operations Team monitors the water system 24 hours a day, 7 days a week to help ensure that customers receive a continuous supply of safe, clean drinking water. If you have additional questions concerning water quality, you can visit SSWD's web page (www.sswd.org/departments/water-quality), call us (916.972.7171), or email us at feedback@sswd.org.



SSWD
(groundwater)**DETECTED UCMR4 MONITORING CONSTITUENTS {E}**

CONSTITUENT/UNITS	RANGE	AVG.	SAMPLE DATE	PRIMARY SOURCES/USES
Manganese (PPB)	ND-26	1.8	2018-2020	Naturally-occurring element; used in steel production, fertilizer, batteries and fireworks; drinking water and waste water treatment chemical; essential nutrient
DISTRIBUTION SYSTEM				
CONSTITUENT/UNITS	RANGE	HIGHEST LRAA	SAMPLE DATE	PRIMARY SOURCES/USES
HAA5 (PPB)	ND-35	27	2018-2019	Byproduct of drinking water disinfection
HAA6Br (PPB)	ND-3.8	2	2018-2019	Byproduct of drinking water disinfection
HAA9 (PPB)	ND-36	29	2018-2019	Byproduct of drinking water disinfection

ADDITIONAL DRINKING WATER CONSTITUENTS {F}

CONSTITUENT/UNITS	RANGE	AVG.	SAMPLE DATE	MAJOR SOURCES
Alkalinity (total, as CaCO ₃) (PPM)	67-190	115	2020-2021	Leaching from natural deposits
Alkalinity (bicarbonate, as CaCO ₃) (PPM)	81-230	139	2020-2021	
Calcium (PPM)	14-44	25	2020-2021	Erosion of natural deposits
Hardness	(grains/gallon)	3.3-13.4	2020-2021	Leaching from natural deposits; hardness is the sum of polyvalent cations present in the water, generally naturally-occurring magnesium and calcium
	(PPM)	56-230		
Magnesium (PPM)	5.2-29	16	2020-2021	Erosion of natural deposits
pH (none)	7.6-8.0	7.8	2020-2021	Leaching from natural deposits; a measurement of hydrogen ion activity
Sodium (PPM)	7.8-27	14	2020-2021	Erosion of natural deposits





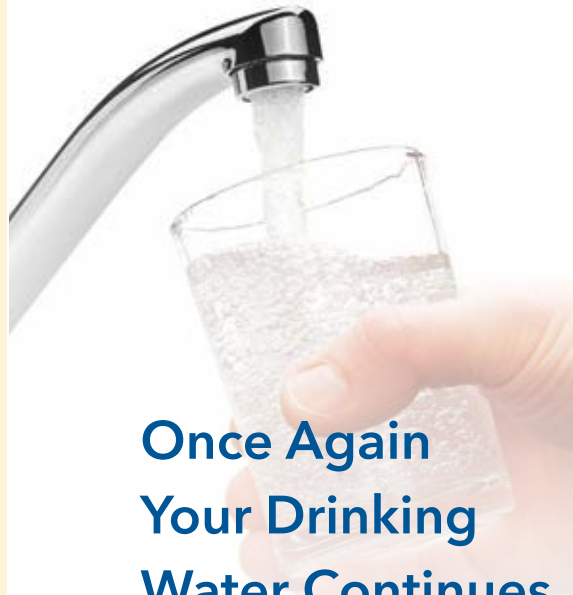
Conserve Water Every Day

Please Conserve Water!

In an effort to help customers use water more efficiently, SSWD has assembled a variety of programs, ideas and references that are designed to reduce water use at home. If you are interested in learning more about SSWD's conservation programs and what you can do to use water more efficiently inside and outside your home, please visit our web page at www.sswd.org/conservation-tips. You may also schedule a Water Wise House Call by calling SSWD's office at 916.972.7171. Please help us preserve tomorrow's water supply by conserving water today.



3701 Marconi Avenue,
Suite 100
Sacramento, CA 95821



Once Again Your Drinking Water Continues to Meet State and Federal Drinking Water Standards

Need More Information? For questions about this report, or to request additional copies:

Call David Armand at 916.679.2888

EPA Drinking Water Information:
www.epa.gov/your-drinking-water

Este informe contiene información muy importante sobre su agua para beber. Tradúzcalo o hable con alguien que lo entienda bien.

本報告包含有關飲用水的非常重要的信息。翻譯它或與熟悉它的人交談。

Этот отчет содержит очень важную информацию о вашей питьевой воде. Переведите это или поговорите с кем-то, кто это хорошо понимает.

Monthly Board Meetings

3rd Monday of each month, 6:00 p.m.
3701 Marconi Ave., Suite 100
Sacramento, CA 95821

Visit Our Website at sswd.org

SSWD Board of Directors

Division 1	David A. Jones Vice President
Division 2	Jay N. Boatwright
Division 3	Robert P. Wichert
Division 4	Kevin M. Thomas
Division 5	Craig M. Locke President