


## Consumer Confidence Report Certification Form

Water System Name:	Lake Hemet Municipal Water District
Water System Number:	CA3310022

The water system named above hereby certifies that its Consumer Confidence Report was distributed on June 30, 2025 (*date*) to customers (and appropriate notices of availability have been given). Further, the system certifies that the information contained in the report is correct and consistent with the compliance monitoring data previously submitted to the State Water Resources Control Board, Division of Drinking Water (DDW).

Certified by:

Name: Kristen Frankforter	Title: Water Quality Specialist
Signature: 	Date: June 30, 2025
Phone number: 951-658-3241	blank

*To summarize report delivery used and good-faith efforts taken, please complete this page by checking all items that apply and fill-in where appropriate:*

- ☒ CCR was distributed by mail or other direct delivery methods (attach description of other direct delivery methods used).
- ☒ CCR was distributed using electronic delivery methods described in the Guidance for Electronic Delivery of the Consumer Confidence Report (water systems utilizing electronic delivery methods must complete the second page).
- ☒ "Good faith" efforts were used to reach non-bill paying consumers. Those efforts included the following methods:
  - ☒ Posting the CCR at the following URL: [www.lhmwd.org\CCR](http://www.lhmwd.org\CCR)\_\_\_\_\_
  - ☐ Mailing the CCR to postal patrons within the service area (attach zip codes used)
  - ☐ Advertising the availability of the CCR in news media (attach copy of press release)
  - ☐ Publication of the CCR in a local newspaper of general circulation (attach a copy of the published notice, including name of newspaper and date published)
  - ☐ Posted the CCR in public places (attach a list of locations)
  - ☐ Delivery of multiple copies of CCR to single-billed addresses serving several persons, such as apartments, businesses, and schools
  - ☐ Delivery to community organizations (attach a list of organizations)
  - ☐ Publication of the CCR in the electronic city newsletter or electronic community newsletter or listserv (attach a copy of the article or notice)

- ☐ Electronic announcement of CCR availability via social media outlets (attach list of social media outlets utilized)
- ☐ Other (attach a list of other methods used)
- ☐ *For systems serving at least 100,000 persons:* Posted CCR on a publicly-accessible internet site at the following URL: www.\_\_\_\_\_
- ☐ *For privately-owned utilities:* Delivered the CCR to the California Public Utilities Commission

## Consumer Confidence Report Electronic Delivery Certification

*Water systems utilizing electronic distribution methods for CCR delivery must complete this page by checking all items that apply and fill-in where appropriate.*

- ☒ Water system mailed a notification that the CCR is available and provides a direct URL to the CCR on a publicly available website where it can be viewed (attach a copy of the mailed CCR notification). URL: www.lhmwd.org\CCR\_\_\_\_\_
- ☒ Water system emailed a notification that the CCR is available and provides a direct URL to the CCR on a publicly available site on the Internet where it can be viewed (attach a copy of the emailed CCR notification). URL: www.lhmwd.org\CCR\_\_\_\_\_
- ☐ Water system emailed the CCR as an electronic file email attachment.
- ☐ Water system emailed the CCR text and tables inserted or embedded into the body of an email, not as an attachment (attach a copy of the emailed CCR).
- ☐ *Requires prior DDW review and approval.* Water system utilized other electronic delivery method that meets the direct delivery requirement.

*Provide a brief description of the water system's electronic delivery procedures and include how the water system ensures delivery to customers unable to receive electronic delivery.*

Notice on all billing statements began April 14, 2025, and ended June 30, 2025.
Emails to all customers for which email addresses existed went out June 19, 2025.
Paper copies were mailed to all who requested June 26, 2025.

# 2024 Water Quality Report for Lake Hemet Municipal Water District

*ESTE INFORME CONTIENE INFORMACIÓN MUY IMPORTANTE SOBRE SU AGUA PARA BEBER. FAVOR DE COMUNICARSE LAKE HEMET MWD PARA ASISTIRLO EN ESPAÑOL.*

We test the drinking water for many constituents as required by state and federal regulations. This report shows the results of our monitoring for the period of January 1-December 31, 2024, and may include earlier data. LHMWD invites public participation at our monthly board meeting held at 3:00 PM on the third Thursday of every month at the LHMWD district office, 26385 Fairview Ave. Hemet, 92544. For more information contact Kristen Frankforter, 951-658-3241 ext.245 or email [kfrankforter@lhmwd.org](mailto:kfrankforter@lhmwd.org).



There are ten wells located along the San Jacinto River from Valle Vista to San Jacinto that supply most of your drinking water. Complete drinking water source assessments (2002, 2014, 2022) for all ten wells and our 2022 Sanitary Survey are available upon request at our district office located at 26385 Fairview Ave. Hemet, CA 92544 (951-658-3241) or from the State Water Resources Control Board, Drinking Water Field Office, 2375 Northside Drive, Suite 100, San Diego, CA 92108 (619-525-4159). The assessments determined our sources are most vulnerable to sewer collection systems, septic systems, agricultural and/or irrigation wells, and high-density housing. Lake Hemet MWD treats all its ground water sources with chlorine disinfectant, either in liquid or tablet form. This is the only treatment added to the water we provide. There are two tie-ins to Eastern Municipal Water District (EMWD) water, which also comes from local ground water sources and is treated similarly. In 2024, 0.89% of domestic demand was purchased from EMWD.

Some people may be more vulnerable to contaminants in drinking water than the general population. Immuno-compromised people such as persons with cancer undergoing chemotherapy, persons who have undergone organ transplants, people with HIV/AIDS or other immune system disorders, some elderly, and infants can be particularly at risk from infections. These people should seek advice about drinking water from their health care providers. USEPA/Centers for Disease Control (CDC) guidelines on appropriate means to lessen the risk of infection by *Cryptosporidium* and other microbial contaminants are available from the Safe Drinking Water Hotline (1-800-426-4791).

---

To ensure that tap water is safe to drink, the USEPA and the State Water Board prescribe regulations that limit the amount of certain contaminants in water provided by public water systems. U.S. Food and Drug Administration regulations and California Law also establish limits for contaminants in bottled water that provide the same protection for public health.

The Sources of drinking water (both tap and bottled water) include rivers, lakes, streams, ponds, reservoirs, springs, and wells. As water travels over the surface of the land or through the ground, it dissolves naturally occurring minerals and, in some cases, radioactive material, and can pick up substances resulting from the presence of animals or from human activity.

Drinking water, including bottled water, may reasonably be expected to contain at least small amounts of some contaminants. The presence of contaminants does not necessarily indicate that water poses a health risk. More information about contaminants and potential health effects can be obtained by calling the USEPA's Safe Drinking Water Hotline (1-800-426-4791).

Contaminants that may be present in source water include: **Radioactive contaminants** that can be naturally-occurring or be the result of oil and gas production or mining activities; **Microbial contaminants**, such as viruses and bacteria that may come from sewage treatment plants, septic systems, agricultural livestock operations and wildlife; **Inorganic contaminants**, such as salts and metals, that can be naturally-occurring or result from urban storm-water runoff, industrial or domestic wastewater discharges, oil and gas production, mining or farming; **Pesticides and herbicides** that may come from a variety of sources such as agriculture, urban storm-water runoff and residential uses; **Organic chemical contaminants**, including synthetic and volatile organic chemicals that are by-products of industrial processes and petroleum production, and can also come from gas stations, urban storm-water runoff, agricultural applications, and septic systems.

Unregulated contaminant monitoring helps USEPA and the State Board to determine where certain contaminants occur and whether the contaminants need to be regulated.

Nitrate in drinking water at levels above 10 mg/L is a health risk for infants of less than six months of age. Such nitrate levels in drinking water can interfere with the capacity of the infant's blood to carry oxygen, resulting in a serious illness; symptoms include shortness of breath and blueness of skin. Nitrate levels above 10 mg/L may also affect the ability of the blood to carry oxygen in other individuals, such as pregnant women and those with certain specific enzyme deficiencies. If you are caring for an infant, or you are pregnant, you should ask advice from your health care provider. Nitrate levels may rise quickly for short periods of time because of rainfall or agricultural activity.

While your drinking water meets the federal and state standard for arsenic, it does contain low levels of arsenic. The arsenic standard balances the current understanding of arsenic's possible health effects against the costs of removing arsenic from drinking water. The U.S. Environmental Protection Agency continues to research the health effects of low levels of arsenic, which is a mineral known to cause cancer in humans at high concentrations and is linked to other health effects such as skin damage and circulatory problems.

If present, elevated levels of lead can cause serious health problems, especially for pregnant women and young children. Lead in drinking water is primarily from materials and components associated with service lines and home plumbing. LHMWD is responsible for providing high quality drinking water but cannot control the variety of materials used in plumbing components. When your water has been sitting for several hours, you can minimize the potential for lead exposure by flushing your tap for 30 seconds to 2 minutes before using water for drinking or cooking. If you are concerned about lead in your water, you may wish to have your water tested. Information on lead in drinking water, testing methods, and steps you can take to minimize exposure is available from the Safe Drinking Water Hotline or at <http://www.epa.gov/lead>.



## Terms and Abbreviations used in this report

**Maximum Contaminant Level (MCL):** The highest level of contaminant that is allowed in drinking water. Primary MCLs are set as close to the PHGs (or MCLGs) as is economically and technologically feasible. Secondary MCLs are set to protect the odor, taste, and appearance of drinking water.

**Maximum Contaminant Level Goal (MCLG):** The level of contaminant in drinking water below which there is no known or expected risk to health. MCLGs are set by the U.S. Environmental Protection Agency (USEPA).

**Public Health Goal (PHG):** The level of contaminant in drinking water below which there is no known or expected risk to health. PHGs are set by the California Environmental Protection Agency.

**Primary Drinking Water Standard (PDWS):** MCLs, MRDLs and treatment techniques (TTs) for contaminants that affect health, along with their monitoring and reporting requirements.

**Secondary Drinking Water Standards (SDWS):** MCLs for contaminants that affect taste, odor, or appearance of drinking water. Contaminants with SDWSs do not affect health at MCL levels.

**Maximum Residual Disinfectant Level (MRDL):** The highest level of a disinfectant allowed in drinking water. There is convincing evidence that addition of a disinfectant is necessary for control of microbial contaminants.

**Maximum Residual Disinfectant Level Goal (MRDLG):** The level of a drinking water disinfectant below which there is no known or expected risk to health. MRDLGs do not reflect the benefits of the use of disinfectants to control microbial contaminants.

**Regulatory Action Level (AL):** The concentration of a contaminant which, if exceeded, triggers treatment or other requirements that a water system must follow.

**ND:** Not detectable at testing limit

**NTU:** Nephelometric Turbidity Unit: a measure of turbidity

**Parts per Billion (ppb):** micrograms per liter ( $\mu\text{g/L}$ ) is approximately one second in 32 years.

**Parts per Million (ppm):** milligrams per liter ( $\text{mg/L}$ ) is approximate to about one second in 11.5 days,

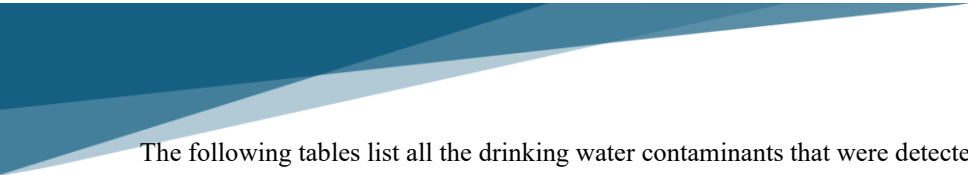
**Parts per Trillion (ppt):** nanograms per liter ( $\text{ng/L}$ ) is approximate to about three seconds in 100,000 years.

**Parts per Quadrillion (ppq):** pictograms per liter ( $\text{pg/L}$ ) is approximately 2.5 minutes in the total age of the earth or 2.5 billion years.

**Picocuries per liter (pCi/L):** a measure of radiation

**Microsiemens per centimeter ( $\mu\text{S/cm}$ ):** a measure of conductivity

**Level 1 Assessment:** A study of the water system to identify potential problems and determine (if possible) why total coliform bacteria have been found in our water system.



The following tables list all the drinking water contaminants that were detected during the most recent sampling. The presence of these contaminants in the water does not necessarily indicate that the water poses a health risk. The State Board allows us to monitor certain contaminants less than once per year because the concentrations of these contaminants do not change frequently. Some of the data, although representative of the water quality, are more than one year old.

Results for water purchased from Eastern Municipal Water District (EMWD) are listed in braces {} in the tables below.

## SAMPLING RESULTS FOR THE DETECTION OF COLIFORM BACTERIA

Microbiological Contaminants	Sample Date	Highest No. of Detections	No. of months in violation	MCL	MCLG	Typical source of Bacteria
Total Coliform Bacteria	2024	(in a month) five	1	N/A	0	Naturally present in the environment
E. coli	2024	(in the year) 0	0	(a)	0	Human and animal fecal waste
<p>(a) Routine and repeat samples are total coliform-positive and either E. coli-positive or system fails to take repeat samples following E. coli-positive or system fails to analyze total coliform-positive repeat sample for E. coli.</p> <p>Coliforms are bacteria that are naturally present in the environment and are used as an indicator that other, potentially harmful, waterborne pathogens may be present or that a potential pathway exists through which contamination may enter the drinking water distribution system. We found coliforms indicating the need to look for potential problems in water treatment or distribution. When this occurs, we are required to conduct assessments to identify problems and to correct any problems found during these assessments.</p> <p>During the past year we have been required to conduct one Level 1 Assessment. One Level 1 Assessment was completed. In addition, we were required to take three corrective actions, and we completed three of these actions.</p>						

## SAMPLING RESULTS FOR LEAD AND COPPER

Lead and Copper	Sample Date	No. samples collected	90 <sup>th</sup> percentile level detected	No. sites exceeding AL	AL	PHG	Typical source of contaminant
Lead (ppb)	2022	31	ND	Zero	15	0.2	Internal corrosion of household water plumbing systems; erosion of natural deposits
Copper (ppm)	2022	31	0.33	Zero	1.3	0.3	Internal corrosion of household water plumbing systems; erosion of natural deposits; leaching from wood preservatives

## SAMPLING RESULTS FOR SODIUM AND HARDNESS

Chemical or Constituent	Sample Date	Level Detected {EMWD}	Range of Detections {EMWD}	MCL	PHG	Typical Source of Contaminant
Sodium (ppm)	2024	43 {39}	19-102 {23-90}	None	None	Salt present in the water and is generally naturally occurring
Hardness (ppm)	2024	147 {161}	56-279 {94-254}	None	None	Sum of polyvalent cations present in the water, generally magnesium and calcium, and are usually naturally occurring

## SAMPLING RESULTS FOR UNREGULATED CONTAMINANTS

Contaminant	Sample Date	Level Detected	Range of Detections	Notification Level	Health Effects
Total Organic Carbon [TOC] (ppm)	2023-24	0.71 {0.7}	ND – 1.33 {ND-2.3}	---	---
Vanadium (ppb)	2023-24	13	3.8-71	50	Exposures resulted in developmental and reproductive effects in rats

SAMPLING RESULTS FOR CONTAMINANTS WITH A SECONDARY DRINKING WATER STANDARD					
Contaminant (reporting units)	Date	Level detected {EMWD}	Range of Detections {EMWD}	MCL	Typical Source of Contaminant
Chloride (ppm)	2023-24	26 {33}	14-53 {9.8-105}	500	Runoff/leaching from natural deposits
Odor-Threshold – distribution (TON)	2024	1	1-2	3	Natural-occurring organic deposits
Odor-Threshold – source water (TON)	2023	0.9 {1}	ND-1 {1}	3	Natural-occurring organic deposits
Specific Conductance (µS/cm)	2023-24	485 {509}	320-823 {316-938}	1600	Substances that form ions when in water
Sulfate (ppm)	2023-24	54 {56}	17-215 {9.7-177}	500	Runoff/leaching from natural deposits
Total Dissolved Solids [TDS] (ppm)	2023-24	307 {313}	206-542 {196-582}	1000	Runoff/leaching from natural deposits
Turbidity – distribution (NTU)	2024	0.07	ND-7.5	5	Soil runoff
Turbidity-source water (NTU)	2023	0.14 {ND}	ND-0.3 {ND-0.26}	5	Soil runoff

SAMPLING RESULTS FOR CONTAMINANTS WITH A PRIMARY DRINKING WATER STANDARD						
Contaminant (reporting units)	Sample Date	Level Detected {EMWD}	Range of Detections {EMWD}	MCL [MRDL]	PHG [MRDLG]	Typical Source of Contaminant
Arsenic (ppb)	2022-24	ND {2.3}	ND – 7.3 {ND-5.6}	10	0.004	Erosion of natural deposits; orchard run-off
Barium (ppm)	2023-24	ND {0.11}	ND - 0.16 {ND-0.19}	1	2	Erosion of natural deposits
Fluoride (ppm)	2024	0.2 {0.2}	ND - 0.45 {0.1-0.3}	2	1	Erosion of natural deposits; discharge from fertilizer factories
Gross alpha particle activity (pCi/L)	2016-24 {2016-23}	ND {3.5}	ND – 6.2 {ND-10.6}	15	[0]	Erosion of natural deposits
Hexavalent Chromium (ppb)	2019-21	ND	ND-2.1	10	0.02	Erosion of natural deposits; transformation of naturally occurring trivalent chromium to hexavalent chromium by natural processes.
Nitrate (as Nitrogen) (ppm)	2024	2.0 {0.75}	ND-6.5 {ND-3.4}	10	10	Runoff/leaching from fertilizer use, septic tanks, and sewage; erosion of natural deposits
Selenium (ppb)	2022-24	ND {ND}	ND-7.6 {ND-12}	50	30	Discharge from petroleum, glass & metal refineries; erosion of natural deposits; runoff from livestock lots (feed additive)
Uranium (pCi/L)	2016-24	3.3 {2.4}	ND – 5.6 {ND-6.6}	20	0.43	Erosion of natural deposits
Chlorine (ppm)	2024	1.43	0.5-2.8	[4.0 as Cl <sub>2</sub> ]	[4.0 as Cl <sub>2</sub> ]	Drinking water disinfectant added for treatment
Haloacetic Acids (ppb)	2024	2.6	ND-2.6	60		Byproduct of drinking water disinfection
Trihalomethanes (ppb)	2024	16.1	4.6-16.1	80		Byproduct of drinking water disinfection

## 2024 Water Quality Report is Available!

From: Kristen Frankforter (kfrankforter@lhmwd.org)

To: kknitwhat@aol.com

Date: Thursday, June 19, 2025 at 12:20 PM PDT

Dear Kristen Frankforter,

Your 2024 Water Quality Report is available!

Kristen,

Please go to

<http://www.lhmwd.org/CCR>

to view the 2024 Consumer Confidence Report and learn more about your drinking water at 27564 Big Springs Rnch Rd Hemet CA 92544.

You must have Adobe Acrobat Reader installed on your computer to view this report.

If you would like to have a paper copy of the report mailed to you or would like to speak with someone about this report, please call 951-658-3241 or email Kristen Frankforter at [kfrankforter@lhmwd.org](mailto:kfrankforter@lhmwd.org).

Este informe contiene información muy importante sobre su agua para beber. Favor de comunicarse LHMWD a 951-658-3241 para asistirlo en español.

Respectfully,  
Kristen Frankforter  
Water Quality Specialist



image001.emz

48.9 kB





Lake Hemet Municipal Water District  
26385 Fairview Ave  
PO Box 5039  
Hemet, CA 92544 - 0039

Office Hours: Monday through Friday  
8:00 am to 5:00 pm

Billing or Service Questions (951) 658 - 3241  
For your convenience, Visa, Mastercard, and Discover payments can be made 24 hours a day, 7 days a week by calling 1-833-259-4021, or access your account information and make payments by visiting [www.lhmwd.org](http://www.lhmwd.org).  
Not Responsible for Mail Delays

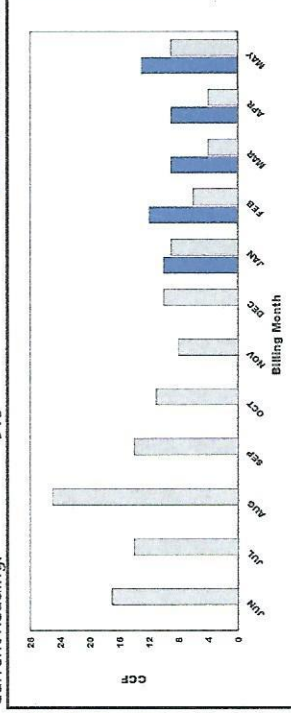
Service Information	
Bill Date	05/05/2025
Account Number	1000-00478-06
Service Address	27564 Big Springs Rnch Rd
Meter Number	7764368A
Billing Period	04/02/2025 TO 05/05/2025

Payment Detail	
Prior Balance	\$60.88
Total Payments - Thank you	04/09/2025
TOTAL PRIOR ACTIVITY	\$0.00

Account Detail	
33 DAYS	
WATER CONSUMPTION Tier 1	WATER CONSUMPTION: 13 CCF
WATER CONSUMPTION Tier 2	5 CCF
SERVICE CHARGE	8 CCF
POWER ZONE	13 CCF
Rate	
	@ 2.388
	@ 2.614
Water Charges:	
	@ 0.460
Total Current Charges:	
	\$11.95
	\$20.90
	\$34.34
	\$67.19
	\$5.98
	\$73.17

#### Usage History Information

Previous Reading: 902  
Current Reading: 915



Current Charges Due By 05/25/2025 \$73.17  
Due Date Only Applies to Current Charges

#### Important Message For You ...

Your 2024 Water Quality Report, containing important information about your drinking water, is now available at <https://www.lhmwd.org/CCR>. Please call 951-658-3241 or email [kfrankforter@lhmwd.org](mailto:kfrankforter@lhmwd.org) if you would like to have a paper copy mailed to you. If you would like to speak to someone about the report or if you need assistance in Spanish, please call 951-658-3241. Este informe contiene información muy importante sobre su agua beber. Favor de comunicarse Lake Hemet MWD a 26385 Fairview Ave., Hemet CA 92544 o 951-658-3241 para asistirlo en español.