

## APPENDIX B: eCCR Certification Form (Suggested Format)


### Consumer Confidence Report Certification Form

*(To be submitted with a copy of the CCR)*

Water System Name: Coachella Valley Water District: Cove Community

Water System Number: CA 3310001

The water system named above hereby certifies that its Consumer Confidence Report was distributed on June 29, 2020 (date) to customers (and appropriate notices of availability have been given). Further, the system certifies that the information contained in the report is correct and consistent with the compliance monitoring data previously submitted to the State Water Resources Control Board, Division of Drinking Water (DDW).

Certified by: Name: Randy Mayes  
Signature:   
Title: Water Quality Supervisor  
Phone Number: (760) 398-2661 Ext. 2575 Date: 09/24/2020

*To summarize report delivery used and good-faith efforts taken, please complete this page by checking all items that apply and fill-in where appropriate:*

- CCR was distributed by mail or other direct delivery methods (attach description of other direct delivery methods used).
- CCR was distributed using electronic delivery methods described in the Guidance for Electronic Delivery of the Consumer Confidence Report (water systems utilizing electronic delivery methods must complete the second page).
- "Good faith" efforts were used to reach non-bill paying consumers. Those efforts included the following methods:
  - Posting the CCR at the following URL: [www.cvwd.org](http://www.cvwd.org)
  - Mailing the CCR to postal patrons within the service area (attach zip codes used)
  - Advertising the availability of the CCR in news media (attach copy of press release)
  - Publication of the CCR in a local newspaper of general circulation (attach a copy of the published notice, including name of newspaper and date published)
  - Posted the CCR in public places (attach a list of locations)
  - Delivery of multiple copies of CCR to single-billed addresses serving several persons, such as apartments, businesses, and schools
  - Delivery to community organizations (attach a list of organizations)
  - Publication of the CCR in the electronic city newsletter or electronic community newsletter or listserv (attach a copy of the article or notice)
  - Electronic announcement of CCR availability via social media outlets (attach list of social media outlets utilized)
  - Other (attach a list of other methods used)
- For systems serving at least 100,000 persons:* Posted CCR on a publicly-accessible internet site at the following URL: [www.cvwd.org](http://www.cvwd.org)
- For privately-owned utilities:* Delivered the CCR to the California Public Utilities Commission



# This annual report communicates the results of CVWD's water quality monitoring. The State Water Resources Control Board Division of Drinking Water (DDW) and the U.S. Environmental Protection Agency (USEPA) require routine and comprehensive monitoring of CVWD's drinking water supply.

## CVWD'S COMMITMENT

Coachella Valley Water District is committed to delivering high quality drinking water. Water is delivered to customers from wells drilled into the Coachella Valley's groundwater basin.

Highly trained employees routinely monitor CVWD's public water systems and collect drinking water samples that are tested at CVWD's state-certified laboratory.

A few specialized tests are performed by other certified laboratories. In addition to the detected constituents listed in the table on pages 6 – 7, CVWD's Water Quality staff monitors for more than 100 other regulated and unregulated chemicals that are not detected during this monitoring.

CVWD is governed by a locally elected, five-member board of directors that generally meets in public session at 8 am, on the second and fourth Tuesdays of each month. Meeting locations rotate between CVWD's Coachella office at 51-501 Tyler St. and the Steve Robbins Administration Building at 75-515 Hovley Lane East in Palm Desert. Call CVWD to confirm meeting time, date and location.

## SENSITIVE POPULATIONS

Some people may be more vulnerable to contaminants in drinking water than the general population. Immuno-compromised persons such as persons with cancer undergoing chemotherapy, persons who have undergone organ transplants, people with HIV/AIDS or other immune system disorders, some elderly, and infants can be particularly at risk from infections. These people should seek advice about drinking water from their health care providers.

USEPA/Centers for Disease Control (CDC) guidelines on appropriate means to lessen the risk of infection by *Cryptosporidium* (a microbial pathogen found in surface water throughout the United States) and other microbial contaminants are available from the

Safe Drinking Water Information Hotline 1-800-426-4791 or [www.epa.gov/ground-water-and-drinking-water](http://www.epa.gov/ground-water-and-drinking-water). Call Safe Drinking Water Information Hotline to obtain updated link if needed.

## NATURALLY OCCURRING ELEMENTS

### Arsenic

While all of CVWD's domestic water supply meets state and federal standards for arsenic, drinking water supplied to some service areas does contain low levels of naturally occurring arsenic. The arsenic standard balances the current understanding of arsenic's possible health effects against the costs of removing arsenic from drinking water. USEPA continues to research the health effects of low levels of arsenic, which is a mineral known to cause cancer in humans at high concentrations and is linked to other health effects such as skin damage and circulatory problems. All drinking water delivered by CVWD last year complied with the 10 microgram per liter (ug/L) maximum contaminant level (MCL).

### Radon

Radon is a naturally occurring, radioactive gas — a byproduct of uranium — that originates underground but is found in the air. Radon moves from the ground into homes primarily through cracks and holes in their foundations. While most radon enters the home through soil, radon from tap water typically is less than two percent of the radon in indoor air.

The USEPA has determined that breathing radon gas increases an individual's chances of developing lung cancer, and has proposed an MCL of 300 picoCuries per liter (pCi/L) for radon in drinking water. This proposed standard is far less than the 4,000 pCi/L in water that is equivalent to the radon level found in outdoor air. The radon level in CVWD wells ranges from none detected to 460 pCi/L, significantly lower than that found in the air you breathe.

## POTENTIAL CONTAMINANTS

### About Nitrate

Nitrate (as nitrogen) in drinking water at levels above 10 milligrams per liter (mg/L) is a health risk for infants younger than six months. High nitrate levels in drinking water can interfere with the capacity of the infant's blood to carry oxygen, resulting in serious illness; symptoms include shortness of breath and blueness of skin. Nitrate (as nitrogen) in drinking water levels above 10 milligrams per liter (mg/L) may also affect the ability of blood to carry oxygen in other individuals, such as pregnant women and those with certain enzyme deficiencies. If you are caring for an infant or you are pregnant, you should ask for advice from your health care provider.

Wells that confirm with nitrate levels (as nitrogen) above 10 mg/L are removed from service.

### ABOUT LEAD

If present, elevated levels of lead can cause serious health problems, especially for pregnant women and young children. Lead in drinking water is primarily from materials and components associated with service lines and home plumbing.

### Responsibility

CVWD is responsible for providing high quality drinking water, but cannot control the variety of materials used in customer plumbing components.

### School Testing

In 2019, CVWD completed tap water lead monitoring at 39 public schools with grades K through 12. Detectable lead at a level below DDW's 15 ug/L action level was found in one of the 193 school tap water samples collected. No lead was detected in the other 192 samples.

### Tip

When your water has been sitting for several hours, you can minimize the potential for lead exposure by flushing your tap for 30 seconds before using water for drinking or cooking. You can capture this flushed water in a container and use it for watering plants.

## Resource Information

If you are concerned about lead in your water, you may wish to have your water tested. Information on lead in drinking water, testing methods, and steps you can take to minimize exposure is available from the Safe Drinking Water Information Hotline (1-800-426-4791) or at [www.epa.gov/lead](http://www.epa.gov/lead).

As noted, all drinking water served by CVWD comes from groundwater wells. DDW requires water agencies to state: “the sources of drinking water (both tap water and bottled water) include rivers, lakes, streams, ponds, reservoirs, springs and wells.”

“As water travels over the surface of the land or through the ground, it dissolves naturally occurring minerals and, in some cases, radioactive material, and can pick up substances resulting from the presence of animals or from human activity.”

### CONTAMINANTS THAT MAY BE PRESENT IN SOURCE WATER INCLUDE:

**Microbial contaminants**, such as viruses and bacteria, that may come from sewage treatment plants, septic systems, agricultural livestock operations and wildlife.

**Inorganic contaminants**, such as salts and metals, that can be naturally occurring or result from urban stormwater runoff, industrial or domestic wastewater discharges, oil and gas production, mining or farming.

**Pesticides and herbicides** that may come from a variety of sources such as agriculture, urban stormwater runoff and residential uses.

**Organic chemical contaminants**, including synthetic and volatile organic chemicals, that are byproducts of industrial processes and petroleum production, and can also come from gas stations, urban stormwater runoff and septic systems.

**Radioactive contaminants** that can be naturally occurring or be the result of oil and gas production and mining activities.

In order to ensure that tap water is safe to drink, USEPA and DDW prescribe regulations that limit the amount of certain contaminants in water provided by public water systems.

The U.S. Food and Drug Administration regulations and California law also establish limits for contaminants in bottled water that must provide the same protection for public health. “Drinking water, including bottled water, may reasonably be expected to contain at least small amounts of some contaminants. The presence of contaminants does not necessarily indicate that water poses a health risk. More information about contaminants and potential health effects can be obtained by calling the USEPA’s Safe Drinking Water Information Hotline (1-800-426-4791) or the National Radon Hotline (1-800-767-7236).”

Additionally, the USEPA’s health advisories tables are available at [www.epa.gov/dwstandardsregulations/2018-drinking-water-standards-and-advisory-tables](http://www.epa.gov/dwstandardsregulations/2018-drinking-water-standards-and-advisory-tables).

### DRINKING WATER SOURCE WATER ASSESSMENTS:

CVWD has conducted source water assessments that provide information about the vulnerability of CVWD wells to contamination. In 2002, CVWD completed a comprehensive source water assessment that evaluated all groundwater wells supplying the CVWD’s six public water systems. An assessment is performed on each new well added to CVWD’s system.

Groundwater from these CVWD wells is considered vulnerable to activities associated with urban and agricultural uses.

Urban land uses include the following activities: known contaminant plumes, dry cleaners, underground storage tanks, septic systems, automobile gas stations (including historic), automobile repair shops, historic waste dumps/landfills, illegal/unauthorized dumping, sewer collection systems and utility stations’ maintenance areas.

Agricultural land uses include the following activities: irrigation/agricultural wells, irrigated crops, pesticide/fertilizer/petroleum and transfer areas.

The following activities have been associated with detected contaminants: known contaminant plumes, dry cleaners and irrigated crops.

CVWD is committed to supplying high quality drinking water from CVWD’s wells to our communities.

## DEFINITIONS & ABBREVIATIONS

### AL or Regulatory Action Level

The concentration of a contaminant which, if exceeded, triggers treatment or other requirements which a water system must follow.

### MCL or Maximum Contaminant Level

The highest level of a contaminant that is allowed in drinking water. Primary MCLs are set as close to public health goals or maximum contaminant level goals as economically and technologically feasible. Secondary MCLs are set to protect the odor, taste and appearance of drinking water.

### MCLG or Maximum Contaminant Level Goal

Level of a contaminant in drinking water below which there is no known or expected risk to health. MCLGs are set by the U.S. Environmental Protection Agency.

### mg/L – Milligrams per liter (parts per million or ppm)

One mg/L is equivalent to 1 second in 11.5 days.

### MRDL or Maximum Residual Disinfectant Level

The highest level of a disinfectant allowed in drinking water. There is convincing evidence that addition of a disinfectant is necessary for control of microbial contaminants.

### MRDLG or Maximum Residual Disinfectant Level Goal

The level of a drinking water disinfectant below which there is no known or expected risk to health. MRDLGs do not reflect the benefits of the use of disinfectants to control microbial contaminants.

### N/A – Not applicable

The government has not set a Public Health Goal, Maximum Contaminant Level Goal or Maximum Contaminant Level for this substance.

### ND – None detected

### ng/L – Nanograms per liter (parts per trillion or ppt)

One ng/L is equivalent to 1 second in 32,000 years.

### NL or Notification Level

Health based advisory level established by the DDW for chemicals in drinking water that lack maximum contaminant levels (MCLs) as stated by DDW.

### NTU – Nephelometric turbidity units

Measurement of suspended material

### pCi/L – picoCuries per liter

For uranium, one pCi/L is equivalent to 1 second in 21 years.

### PDWS or Primary Drinking Water Standard

MCLs and MRDLs for contaminants that affect health along with their monitoring and reporting requirements, and water treatment requirement.

### PHG or Public Health Goal

Level of a contaminant in drinking water below which there is no known or expected risk to health. Public Health Goals are set by the California Environmental Protection Agency.

### ug/L – Micrograms per liter (parts per billion or ppb)

One ug/L is equivalent to 1 second in 32 years.

### uS/cm – Microsiemens per centimeter



# CVWD 2020 Domestic Water Quality Summary

(Covering the reporting period January - December 2019)

DETECTED PARAMETER, UNITS	PHG or (MCLG)	MCL <sup>(1)</sup>	COVE COMMUNITIES <sup>(2)</sup> RANGE (AVERAGE)	ID NO. 8 <sup>(3)</sup> RANGE (AVERAGE)	ID NO. 11 <sup>(4)</sup> RANGE (AVERAGE)	MCL VIOLATION? (YES/NO)	MAJOR SOURCE(S)
Arsenic, µg/L	0.004	10	ND-6.9 (ND)			No	Erosion of natural deposits
Barium, mg/L	2	1	ND-0.1 (ND)			No	Erosion of natural deposits
Chloride, mg/L	N/A	500;600 <sup>1,5</sup>	6-130 (21)	9-27 (15)	270-620 (390)	No	Leaching from natural deposits
Chlorine (as Cl <sub>2</sub> ), mg/L <sup>(6)</sup>	MRDLG=4	MRDL=4.0	ND-2.0 (0.6)	ND-2.0 (0.9)	ND-2.4 (0.8)	No	Result of drinking water chlorination
Chromium, µg/L <sup>(7)</sup>	(100)	50	ND-33 (ND)	12-23 (17)		No	Erosion of natural deposits
Chromium-6, µg/L <sup>(7,8)</sup>	0.02	N/A	ND-21 (8.7)	12-20 (16)		No	Erosion of natural deposits
Copper, mg/L <sup>(9)</sup> [homes tested/sites exceeding AL]	0.3	AL=1.3	0.11 [51/0]	0.14 [21/0]	0.15 [20/0]	No	Internal corrosion of household plumbing
Dibromochloropropane (DBCP), ng/L	1.7	200	ND-54 (9.0)			No	Leaching of banned nematocide which may still be present in soils
Fluoride, mg/L	1	2.0	ND-1.0 (0.5)	0.4-0.6 (0.5)	0.6-1.5 (1.1)	No	Erosion of natural deposits
Gross Alpha Particle Activity, pCi/L	(0)	50	ND-15 (ND)	ND-6.9 (4.3)	ND-4.6 (ND)	No	Erosion of natural deposits
Haloacetic Acids, µg/L <sup>(10)</sup>	N/A	60	ND-2.6 (1.1)	ND-3.4 (1.7)	ND-2.1 (1.6)	No	By-product of drinking water chlorination
Hardness (as CaCO <sub>3</sub> ), mg/L		N/A	9.3-320 (120)	68-220 (140)	210-520 (350)	No	Erosion of natural deposits
Nitrate (as Nitrogen), mg/L	10	10	ND-7.3 (1.0)	ND-1.0 (0.5)	1.3-3.9 (2.5)	No	Leaching of fertilizer, animal wastes or natural deposits
Odor as threshold, units	N/A	3 <sup>(1)</sup>	ND-2.0 (ND)			No	Naturally occurring organic materials
pH, units		N/A	7.3-8.4 (8.0)	8.0-8.1 (8.1)	7.2-7.7 (7.5)	No	Physical characteristic
Sodium, mg/L		N/A	20-130 (32)	56-84 (71)	67-260 (190)	No	Erosion of natural deposits
Specific Conductance, µS/cm	N/A	1,600;2,200 <sup>1,5</sup>	240-1,100 (400)	530-850 (630)	1,600-2,600 (2,000)	No	Substances that form ions when in water
Sulfate, mg/L	N/A	500;600 <sup>1,5</sup>	0.6-270 (51)	130-250 (170)	240-360 (310)	No	Leaching from natural deposits
Total Coliform Bacteria, positive samples/month	(0)	5% or 1 <sup>(11,12)</sup>	ND-1.3% (ND)			No	Naturally present in the environment
Total Dissolved Solids, mg/L	N/A	1,000;1,500 <sup>1,5</sup>	110-610 (240)	330-570 (450)	930-1,500 (1,200)	No	Leaching from natural deposits
Total Trihalomethanes, µg/L <sup>(10)</sup>	N/A	80	ND-19 (14)	ND-24 (12)	8.4-17 (13)	No	By-product of drinking water chlorination
Turbidity, NTU	N/A	5 <sup>(1)</sup>	ND-1.8 (ND)			No	Leaching from natural deposits
Uranium, pCi/L	0.43	20	ND-13 (4.7)	1.9-6.7 (4.1)	2.4-2.9 (2.6)	No	Erosion of natural deposits
<b>2015 UNREGULATED CONTAMINANT MONITORING<sup>(13)</sup></b>							
Chlorate, µg/L <sup>(14)</sup>	N/A	NL = 800	ND-52 (ND)			No	By-product of drinking water chlorination
Chlorodifluoromethane (HCFC-22), µg/L <sup>(14)</sup>		N/A	ND-0.18 (ND)			No	Refrigerant
1,4-Dioxane, µg/L <sup>(14)</sup>	N/A	NL = 1	ND-0.14 (ND)			No	Leaching from historical disposal sites
Molybdenum, µg/L <sup>(14)</sup>		N/A	ND-19 (8.7)			No	Erosion of natural deposits
Strontium, µg/L <sup>(14)</sup>		N/A	140-2,000 (420)			No	Erosion of natural deposits
Vanadium, µg/L <sup>(14)</sup>	N/A	NL = 50	4.9-36 (17)			No	Erosion of natural deposits
<b>2019 PER- and POLYFLUROALKYL SUBSTANCES MONITORING<sup>(15)</sup></b>							
Perfluorohexanoic Acid (PFHxA), ng/L <sup>(14)</sup>		N/A			ND-3.2 (ND)	No	Used in consumer and commercial products
Perfluorobutanesulfonic Acid (PFBS), ng/L <sup>(14)</sup>		N/A			ND-2.0 (ND)	No	Used in consumer and commercial products

## FOOTNOTES:

- (1)** Values with this footnote have fixed Secondary MCLs, remaining values are Primary MCLs unless identified otherwise.
- (2)** Cove Communities includes the communities of Rancho Mirage, Thousand Palms, Palm Desert, Indian Wells, La Quinta, Mecca, Bombay Beach, North Shore, Hot Mineral Spa; and portions of Bermuda Dunes, Cathedral City, Indio, Oasis, Riverside County, Thermal, and Valerie Jean.
- (3)** ID No. 8 includes the communities of Indio Hills, Sky Valley; and select areas within and adjacent to Desert Hot Springs.
- (4)** ID No. 11 includes the communities of Desert Shores, Salton Sea Beach and Salton City.
- (5)** This constituent is monitored for aesthetics such as taste and odor. A fixed consumer acceptance contaminant level has not been established for this constituent.
- (6)** The reported average represents the highest running annual average based on distribution monitoring.
- (7)** Although regulated in 2015, chromium and chromium-6 were included in 2015 unregulated contaminant monitoring per USEPA. CVWD performed this monitoring at select CVWD domestic facilities in Cove Communities. Total Chromium monitoring results: 0.3 µg/L - 20 µg/L (9.2) Chromium-6 monitoring results: 0.1 µg/L - 20 µg/L (9.1)
- (8)** California's Chromium-6 drinking water MCL became effective on July 1, 2014. The Cr6 MCL was invalidated and withdrawn in 2017.
- (9)** The reported values are 90th percentile levels for samples collected from faucets in water user homes.
- (10)** The reported average represents the highest locational running annual average (LRAA) based on distribution system monitoring.
- (11)** Systems that collect 40 or more samples per month (Cove Communities): 5.0% of monthly samples are positive. Systems that collect less than 40 samples per month (ID No. 8 and ID No. 11): 1 positive monthly sample.
- (12)** All water systems are required to comply with the California Total Coliform Rule and the Federal Revised Total Coliform Rule. The U.S. EPA anticipates greater public health protection as the new rule requires water systems that are vulnerable to microbial contamination to identify and fix problems.
- (13)** In 2015, USEPA required unregulated contaminant monitoring (identified as UCMR3) for select CVWD domestic facilities in Cove Communities.
- (14)** Unregulated contaminants are those for which USEPA and DDW have not established drinking water standards. The purpose of unregulated contaminant monitoring is to assist both regulatory agencies in determining the occurrence of unregulated contaminants in drinking water and whether further regulation is warranted.
- (15)** In 2019, DDW required monitoring for PFAS at select CVWD domestic facilities in Cove Communities and ID No. 11.

## MORE INFORMATION:

To receive a summary of CVWD's source water assessments or additional water quality data or clarification, call CVWD's Water Quality Division at (760) 398-2651.

Complete copies of source water assessments may be viewed at CVWD's office at 75-525 Hovley Lane East, Palm Desert, CA 92211.

Este informe contiene información muy importante sobre su agua potable. Tradúzcalo ó hable con alguien que lo entienda bien. También puede llamar al CVWD al número de teléfono (760) 398-2651 ó vaya a [www.cvwd.org/CCR/Spanish2020](http://www.cvwd.org/CCR/Spanish2020).

*Note: Above statement fulfills California Code of Regulations' requirement in section 64481(l).*

## TO READ THIS TABLE:

First, determine your service area by referring to footnotes 2, 3 and 4 on the opposite page. Then move down the corresponding column, comparing the detection level of each chemical or other contaminant with the Public Health Goal (PHG), Maximum Contaminant Level Goal (MCLG) and MCL.

For example, if you live in La Quinta and want to know the level of fluoride detected in your service area, you would look down the Cove Communities column and stop at the fluoride row. The average fluoride level in that service area is 0.5 mg/L with the range of results varying between not detected and 1.0 mg/L.

Compare these values to the MCL in the third column. Fluoride levels in this water comply with the MCL of 2.0 mg/L. The range can show a level above the MCL and still comply with the drinking water standard when compliance is based on average levels found in each water source or water system.

## WHAT'S IN MY WATER?

CVWD analyzed more than 18,000 water samples last year to monitor the water quality of drinking water delivered to its customers. Every year, CVWD is required to analyze a select number of these samples for more than 100 regulated and unregulated substances.

This table lists those substances that were detected in CVWD's three service areas. Brown boxes indicate the substance was not detected (ND), existing data is no longer reportable or there is no available data. The data on the chart summarizes results of the most recent monitoring completed between 2010 and 2019. CVWD did not have any Maximum Contaminant Level (MCL) violations in 2019.

# Este informe anual comunica los resultados del control de calidad del agua del CVWD. La División de Agua Potable (DDW) de la Junta Estatal de Control de Recursos de Agua y la Agencia de Protección Ambiental de los Estados Unidos (USEPA) requieren el control de rutina e integral del suministro de agua potable del CVWD.

## EL COMPROMISO DEL CVWD

El Coachella Valley Water District está comprometido a suministrar agua potable de alta calidad. El agua se distribuye a los clientes a partir de pozos perforados en la cuenca de aguas subterráneas del Valle de Coachella.

Empleados sólidamente capacitados controlan los sistemas públicos de agua del CVWD y toman muestras de agua potable, que se analizan en el laboratorio del CVWD certificado por el estado.

Algunos análisis especializados son realizados por otros laboratorios certificados. Además de los componentes detectados listados en la tabla de las páginas 6 y 7, el personal de Calidad del Agua del CVWD controla más de 100 sustancias químicas reguladas y no reguladas que no son detectadas durante este control.

El CVWD se rige por una Junta Directiva de cinco miembros elegidos a nivel local que se reúne generalmente en sesión pública a las 8:00 a. m. el segundo y el cuarto martes de cada mes. Los lugares de reunión rotan entre la oficina de Coachella del CVWD en 51-501 Tyler St. y el Edificio de Administración Steve Robbins en 75-515 Hovley Lane East en Palm Desert. Llame al CVWD para confirmar la hora, la fecha y el lugar de la reunión.

## POBLACIONES SENSIBLES

Algunas personas pueden ser más vulnerables a los contaminantes presentes en el agua potable que la población general. Las personas inmunodeprimidas, por ejemplo, personas con cáncer que reciben quimioterapia, personas que han recibido trasplantes de órganos, personas con VIH/SIDA u otros trastornos del sistema inmunológico, algunas personas mayores y niños pueden estar particularmente en riesgo de infecciones. Estas personas deben consultar sobre el agua potable a sus proveedores de atención médica.

Hay disponibles guías de la USEPA y de los Centros para el Control de Enfermedades (CDC) sobre los medios para disminuir el riesgo de infección por criptosporidio (un patógeno microbiano que se encuentra en las aguas superficiales en los Estados Unidos) y otros contaminantes

microbianos a través de la

**Línea directa del agua potable segura al 1-800-426-4791 o en [www.epa.gov/ground-water-and-drinking-water](http://www.epa.gov/ground-water-and-drinking-water). Llame a la Línea directa del agua potable segura para obtener el enlace actualizado si es necesario.**

## ELEMENTOS DE ORIGEN NATURAL

### Arsénico

Si bien todos los suministros de agua para uso doméstico del CVWD cumplen con las normas estatales y federales para el arsénico, el agua potable suministrada a algunas áreas de servicio contiene niveles bajos de arsénico de origen natural. La norma para el arsénico equilibra la comprensión actual de los posibles efectos sobre la salud del arsénico frente a los costos de eliminar el arsénico del agua potable. La USEPA continúa investigando los efectos sobre la salud de niveles bajos de arsénico, que es un mineral conocido por causar cáncer en los seres humanos a altas concentraciones y está vinculado a otros efectos, como daños en la piel y problemas circulatorios. Toda el agua potable distribuida por el CVWD el año pasado cumplió con el nivel máximo de contaminante (MCL) de 10 microgramos por litro (ug/l).

### Radón

El radón es un gas radiactivo de origen natural (un subproducto del uranio) que se origina subterráneamente, pero se encuentra en el aire. El radón se traslada desde el suelo a las casas principalmente a través de grietas y orificios en sus cimientos. Mientras que la mayoría del radón entra a la casa a través del suelo, el radón del agua de la llave, por lo general, es menos del dos por ciento del radón en el aire interior.

La USEPA ha determinado que respirar gas radón aumenta las posibilidades de que una persona desarrolle cáncer de pulmón, y se ha propuesto un MCL de 300 picocuries por litro (pCi/l) para el radón en el agua potable. Esta norma propuesta es mucho menor que los 4,000 pCi/l en el agua que es equivalente al nivel de radón que se encuentra en el aire exterior. El nivel de radón en los pozos del CVWD oscila entre no detectado a 460 pCi/l, que es significativamente menor que el encontrado en el aire que respira.

## CONTAMINANTES POTENCIALES

### Acerca del nitrato

El nitrato (como nitrógeno) en el agua potable a niveles por encima de 10 miligramos por litro (mg/l) es un riesgo para la salud para bebés de menos de seis meses. Los altos niveles de nitrato en el agua potable pueden interferir con la capacidad de la sangre del bebé para transportar oxígeno, lo que resulta en una enfermedad grave. Los síntomas incluyen dificultad para respirar y piel azulada. El nitrato (como nitrógeno) en el agua potable a niveles por encima de 10 miligramos por litro (mg/l) también puede afectar la capacidad de la sangre para transportar oxígeno en otras personas, tales como mujeres embarazadas y personas con ciertas deficiencias enzimáticas. Si está al cuidado de un bebé o si está embarazada, debe pedir consejo a su proveedor de atención médica.

Los pozos que confirman niveles de nitrato (como nitrógeno) por encima de 10 mg/l son eliminados del servicio.

### ACERCA DEL PLOMO

Si está presente, los niveles elevados de plomo pueden causar graves problemas de salud, especialmente para mujeres embarazadas y niños pequeños. El plomo en el agua potable proviene principalmente de materiales y componentes asociados con líneas de servicio y plomería de la casa.

### Responsabilidad

El CVWD es responsable de proporcionar agua potable de alta calidad, pero no puede controlar la variedad de materiales utilizados en los componentes de plomería de los clientes.

### Análisis en escuelas

En el 2019, el CVWD realizó el control de plomo en el agua de la llave en 39 escuelas públicas que tienen desde jardín de infantes hasta 12º grado. Se halló plomo detectable a un nivel por debajo del nivel de acción de la DDW de 15 ug/l en una de las 193 muestras recolectadas de agua de la llave de las escuelas. No se detectó plomo en las 192 muestras restantes.

### Consejo

Cuando el agua ha estado asentada durante varias horas, puede minimizar el potencial de exposición al plomo dejando correr el agua durante 30 segundos antes de usar el agua para beber o cocinar.

Puede recolectar esta agua en un recipiente y utilizarla para regar las plantas.

### Información acerca del recurso

Si usted está preocupado por el plomo en el agua, se recomienda que analice el agua. La información sobre el plomo en el agua potable, los métodos de análisis y los pasos que puede tomar para minimizar la exposición está disponible en la Línea directa del agua potable segura (1-800-426-4791) o en [www.epa.gov/lead](http://www.epa.gov/lead).

Como se ha señalado, toda el agua potable distribuida por el CVWD proviene de pozos de agua subterránea. La DDW requiere que las agencias de agua indiquen lo siguiente: “las fuentes de agua potable (agua de la llave y agua embotellada) incluyen ríos, lagos, arroyos, lagunas, embalses, manantiales y pozos”.

“A medida que el agua se desplaza sobre la superficie de la tierra o a través del suelo, disuelve minerales naturales y, en algunos casos, material radiactivo, y puede recolectar sustancias resultantes de la presencia de animales o de actividad humana”.

### LOS CONTAMINANTES QUE PUEDEN ESTAR PRESENTES EN EL AGUA INCLUYEN:

**Contaminantes microbianos**, como virus y bacterias, que pueden provenir de plantas de tratamiento de aguas residuales, sistemas sépticos, operaciones de explotación ganadera y fauna silvestre.

**Contaminantes inorgánicos**, como sales y metales, que pueden ser de origen natural o resultar de la escorrentía de aguas pluviales urbanas, descargas de aguas residuales industriales o domésticas, producción de petróleo y gas, la minería o la agricultura.

**Pesticidas y herbicidas** que pueden provenir de una variedad de fuentes como la agricultura, del desagüe pluvial y los usos residenciales.

**Contaminantes químicos orgánicos**, incluyendo productos químicos orgánicos sintéticos y volátiles, que son subproductos de procesos industriales y de la producción de petróleo, y que también pueden provenir de gasolineras, desagües pluviales y sistemas sépticos.

**Contaminantes radiactivos** que pueden ser de origen natural o ser el resultado de las actividades de producción de petróleo y gas y la minería.

Con el fin de asegurar que el agua de la llave es segura para beber, la USEPA y la DDW prescriben regulaciones que limitan la cantidad de ciertos contaminantes en el agua suministrada por los sistemas públicos de agua.

Las regulaciones de la Administración de Alimentos y Medicamentos de los EE. UU. y la ley de California también establecen límites de contaminantes en el agua embotellada que deben proporcionar la misma protección para la salud pública. “El agua potable, incluida el agua embotellada, podría esperarse razonablemente

que contenga al menos pequeñas cantidades de algunos contaminantes. La presencia de contaminantes no indica necesariamente que el agua represente un riesgo para la salud. Puede obtener más información sobre los contaminantes y los efectos potenciales para la salud llamando a la Línea directa del agua segura de la USEPA (1-800-426-4791) o a la Línea directa nacional sobre el radón (1-800-767-7236)”.

Además, las tablas de recomendaciones para la salud de la USEPA están disponibles en [www.epa.gov/dwstandardsregulations/2018-drinking-water-standards-and-advisory-tables](http://www.epa.gov/dwstandardsregulations/2018-drinking-water-standards-and-advisory-tables).

### FUENTE DE AGUA POTABLE EVALUACIONES DEL AGUA:

El CVWD ha llevado a cabo evaluaciones de la fuente de agua que proporcionan información sobre la vulnerabilidad de los pozos del CVWD a la contaminación. En el 2002, el CVWD completó una evaluación exhaustiva de la fuente de agua que evaluó todos los pozos de aguas subterráneas que abastecen seis sistemas públicos de agua del CVWD. La evaluación se realiza en cada pozo nuevo incorporado al sistema del CVWD.

El agua subterránea de estos pozos del CVWD se considera vulnerable a las actividades relacionadas con los usos urbanos y agrícolas.

Los usos de suelo urbano incluyen las siguientes actividades: columnas de contaminantes conocidos, tintorerías, tanques de almacenamiento subterráneo, sistemas sépticos, gasolineras (incluidas las que están en desuso), talleres de reparación de automóviles, vertederos o rellenos sanitarios históricos, vertidos ilegales o no autorizados, sistemas de alcantarillado y áreas de mantenimiento de estaciones de servicios públicos.

Los usos de la tierra agrícola incluyen las siguientes actividades: pozos agrícolas o de riego, cultivos de regadío, áreas de pesticidas/fertilizante/petróleo y de transferencia.

Las siguientes actividades se han asociado con contaminantes detectados: columnas de contaminantes conocidos, tintorerías y cultivos de regadío.

El CVWD está comprometido a suministrar agua potable de alta calidad proveniente de los pozos del CVWD a nuestras comunidades.

## DEFINICIONES Y ABREVIATURAS

### AL o nivel de acción regulatorio

La concentración de un contaminante que, si se excede, activa el tratamiento u otros requisitos que debe seguir un sistema hídrico.

### MCL o nivel máximo de contaminante

El nivel más alto de un contaminante que se permite en el agua potable. Los MCL primarios se establecen tan cerca de las metas de salud pública o de las metas de nivel máximo de contaminante como sea económica y tecnológicamente posible. Los MCL secundarios se establecen para proteger el olor, sabor y apariencia del agua potable.

### MCLG o meta de nivel máximo de contaminante

Nivel de un contaminante en el agua potable por debajo del cual no hay riesgo conocido o esperado para la salud. Las MCLG son establecidas por la Agencia de Protección Ambiental de los EE. UU.

### mg/l o miligramos por litro (partes por millón o ppm)

Un mg/l es equivalente a 1 segundo en 11.5 días.

### MRDL o nivel máximo de desinfectante residual

El nivel más alto de desinfectante permitido en el agua potable. Existen pruebas convincentes de que la adición de un desinfectante es necesario para el control de contaminantes microbianos.

### MRDLG o meta de nivel máximo de desinfectante residual

El nivel de un desinfectante de agua potable por debajo del cual no hay riesgo conocido o esperado para la salud. Las MRDLG no reflejan los beneficios del uso de desinfectantes para controlar contaminantes microbianos.

### N/A - No aplicable

El gobierno no ha puesto una meta de salud pública, meta de nivel máximo de contaminante o nivel máximo de contaminante para esta sustancia.

### ND - No detectado

### ng/l - nanogramos por litro (partes por billón o ppt)

Un ng/l es equivalente a 1 segundo en 32,000 años.

### NL o nivel de notificación

El nivel de advertencia de salud establecido por la DDW para sustancias químicas en el agua potable que carece de los niveles máximos de contaminante (MCL) como lo indica la DDW.

### NTU - Unidades de turbidez nefelométrica

Medición del material suspendido

### pCi/l - picocuries por litro

Para el uranio, un pCi/l es equivalente a 1 segundo en 21 años.

### PDWS o Normas primarias para el agua potable

Los MCL y MRDL para contaminantes que afectan la salud junto con su control y requisitos de generación de informes y el requisito de tratamiento del agua.

### PHG o meta de salud pública

Nivel de un contaminante en el agua potable por debajo del cual no hay riesgo conocido o esperado para la salud. Salud pública Las metas son establecidas por la Agencia de Protección Ambiental de California.

### ug/l—microgramos por litro (partes por mil millones o ppm)

Un ug/l es equivalente a 1 segundo en 32 años.

### uS/cm—microSiemens por centímetro



# Resumen de calidad del agua para consumo doméstico 2020 del CVWD

(Covering the reporting period January - December 2019)

DETECTED PARAMETER, UNITS	PHG or (MCLG)	MCL <sup>(1)</sup>	RANGO (PROMEDIO) DE COVE COMMUNITIES <sup>(2)</sup>	RANGO (PROMEDIO) DE ID N.º 8 <sup>(3)</sup>	RANGO (PROMEDIO) DE ID N.º 11 <sup>(4)</sup>	¿VIOLACIÓN DEL MCL? (SÍ/NO)	PRINCIPAL(ES) FUENTE(S)
Arsénico, µg/L	0.004	10	ND-6.9 (ND)			No	Erosión de depósitos naturales
Bario, mg/L	2	1	ND-0.1 (ND)			No	Erosión de depósitos naturales
Cloruro, mg/L	N/A	500;600 <sup>1,5</sup>	6-130 (21)	9-27 (15)	270-620 (390)	No	Lixiviación de depósitos naturales
Cloro (como Cl <sub>2</sub> ), mg/L <sup>(6)</sup>	MRDLG=4	MRDL=4.0	ND-2.0 (0.6)	ND-2.0 (0.9)	ND-2.4 (0.8)	No	Resultado de la cloración del agua potable
Cromo, µg/L <sup>(7)</sup>	(100)	50	ND-33 (ND)	12-23 (17)		No	Erosión de depósitos naturales
Cromo-6, µg/L <sup>(7,8)</sup>	0.02	N/A	ND-21 (8.7)	12-20 (16)		No	Erosión de depósitos naturales
Cobre, mg/L <sup>(9)</sup> [Hogares analizados/ sitios que exceden el AL]	0.3	AL=1.3	0.11 [51/0]	0.14 [21/0]	0.15 [20/0]	No	Corrosión interna de tuberías de la vivienda
Dibromochloropropano (DBCP), ng/L	1.7	200	ND-54 (9.0)			No	Lixiviación de nematocida prohibido que puede estar todavía en los suelos
Flúor, mg/L	1	2.0	ND-1.0 (0.5)	0.4-0.6 (0.5)	0.6-1.5 (1.1)	No	Erosión de depósitos naturales
Actividad de partículas alfa total, pCi/l	(0)	50	ND-15 (ND)	ND-6.9 (4.3)	ND-4.6 (ND)	No	Erosión de depósitos naturales
Ácidos haloacéticos, µg/l <sup>(10)</sup>	N/A	60	ND-2.6 (1.1)	ND-3.4 (1.7)	ND-2.1 (1.6)	No	Subproducto de la cloración del agua potable
Dureza (como CaCO <sub>3</sub> ), mg/l		N/A	9.3-320 (120)	68-220 (140)	210-520 (350)	No	Erosión de depósitos naturales
Nitrato (como nitrógeno), mg/l	10	10	ND-7.3 (1.0)	ND-1.0 (0.5)	1.3-3.9 (2.5)	No	Lixiviación de fertilizantes, desechos animales o depósitos naturales
Olor como umbral, unidades	N/A	3 <sup>(1)</sup>	ND-2.0 (ND)			No	Materiales orgánicos de origen natural
pH, unidades		N/A	7.3-8.4 (8.0)	8.0-8.1 (8.1)	7.2-7.7 (7.5)	No	Característica física
Sodio, mg/l		N/A	20-130 (32)	56-84 (71)	67-260 (190)	No	Erosión de depósitos naturales
Conductancia específica, µS/cm	N/A	1,600;2,200 <sup>1,5</sup>	240-1,100 (400)	530-850 (630)	1,600-2,600 (2,000)	No	Sustancias que forman iones cuando están en el agua
Sulfato, mg/l	N/A	500;600 <sup>1,5</sup>	0.6-270 (51)	130-250 (170)	240-360 (310)	No	Lixiviación de depósitos naturales
Bacterias coliformes totales, muestras positivas/mes	(0)	5% or 1 <sup>(11, 12)</sup>	ND-1.3% (ND)			No	Naturalmente presente en el medio ambiente
Total de sólidos disueltos, mg/l	N/A	1,000;1,500 <sup>1,5</sup>	110-610 (240)	330-570 (450)	930-1,500 (1,200)	No	Lixiviación de depósitos naturales
Trihalometanos totales, µg/l <sup>(10)</sup>	N/A	80	ND-19 (14)	ND-24 (12)	8.4-17 (13)	No	Subproducto de la cloración del agua potable
Turbidez, NTU	N/A	5 <sup>(1)</sup>	ND-1.8 (ND)			No	Lixiviación de depósitos naturales
Uranio, pCi/L	0.43	20	ND-13 (4.7)	1.9-6.7 (4.1)	2.4-2.9 (2.6)	No	Erosión de depósitos naturales
<b>CONTROL DE CONTAMINANTES NO REGULADOS DE 2015<sup>(13)</sup></b>							
Clorato, µg/l <sup>(14)</sup>	N/A	NL = 800	ND-52 (ND)			No	Subproducto de la cloración del agua potable
Clorodifluorometano (HCFC-22), µg/l <sup>(14)</sup>		N/A	ND-0.18 (ND)			No	Refrigerante
1,4-Dioxano, µg/l <sup>(14)</sup>	N/A	NL = 1	ND-0.14 (ND)			No	Lixiviación de vertederos históricos
Molibdeno, µg/l <sup>(14)</sup>		N/A	ND-19 (8.7)			No	Erosión de depósitos naturales
Estroncio, µg/l <sup>(14)</sup>		N/A	140-2,000 (420)			No	Erosión de depósitos naturales
Vanadio, µg/l <sup>(14)</sup>	N/A	NL = 50	4.9-36 (17)			No	Erosión de depósitos naturales
<b>CONTROL DE SUSTANCIAS PER Y POLIFLUOROQUILO 2019<sup>(15)</sup></b>							
Ácido perfluorohexanoico (PFHxA), ng/l <sup>(14)</sup>		N/A			ND-3.2 (ND)	No	Usado en productos de consumo y comerciales
Ácido perfluorobutanesulfónico (PFBS), ng/l <sup>(14)</sup>		N/A			ND-2.0 (ND)	No	Usado en productos de consumo y comerciales

Notas al pie a ser formateadas por Comunicaciones

## NOTAS AL PIE:

**PARA LEER ESTA TABLA:** En primer lugar, determine su área de servicio, haciendo referencia a las notas 2, 3 y 4 en la página opuesta. Luego desplácese hacia abajo en la columna correspondiente, comparando el nivel de detección de cada contaminante químico o de otro tipo con la meta de salud pública (PHG), la meta de nivel máximo de contaminante (MCLG) y el MCL.

Por ejemplo, si usted vive en La Quinta y quiere saber el nivel de flúor detectado en su área de servicio, debe buscar en la columna de Cove Communities y detenerse en la fila de flúor. El nivel promedio de flúor en esa área de servicio es de 0.5 mg/l, con el rango de resultados que varía entre no detectable y 1.0 mg/l.

Compare estos valores con el MCL en la tercera columna. Los niveles de flúor en esta agua cumplen con el MCL de 2.0 mg/l. El rango puede mostrar un nivel por encima del MCL y aun así cumplir con la norma de agua potable cuando el cumplimiento se basa en los niveles promedio que se encuentran en cada fuente de agua o sistema hídrico.

## ¿QUÉ HAY EN MI AGUA?

El CVWD analizó más de 18,000 muestras de agua el año pasado para controlar la calidad del agua potable que se distribuye a los clientes. Cada año, el CVWD debe analizar un número determinado de estas muestras para detectar más de 100 sustancias reguladas y no reguladas.

Esta tabla enumera las sustancias que se detectaron en las tres áreas de servicio del CVWD. Los recuadros marrones indican que no se detectó la sustancia (ND), los datos existentes ya no se deben informar o no hay datos disponibles. Los datos de la tabla resumen los resultados del control más reciente completado entre 2010 y 2019. El CVWD no tuvo ninguna violación de niveles máximos de contaminante (MCL) en 2019.

## NOTAS AL PIE:

**(1)** Los valores con esta nota al pie tienen MCL secundarios fijados, los valores restantes son MCL primarios a menos que se identifique de otro modo.

**(2)** Las localidades de Cove Communities incluyen Rancho Mirage, Thousand Palms, Palm Desert, Indian Wells, La Quinta, Mecca, Bombay Beach, North Shore, Hot Mineral Spa y regiones de Bermuda Dunes, Cathedral City, Indio, Oasis, Riverside County, Thermal y Valerie Jean.

**(3)** La ID n.º 8 incluye las localidades de Indio Hills, Sky Valley y determinadas áreas de Desert Hot Springs y áreas contiguas.

**(4)** La ID n.º 11 incluye las localidades de Desert Shores, Salton Sea Beach y Salton City.

**(5)** Se controla este componente por características estéticas como el sabor y el olor. No se ha establecido un nivel fijo de aceptación del consumidor del contaminante para este componente.

**(6)** El promedio informado representa el promedio anual corriente más alto basado en el control de la distribución.

**(7)** Si bien estaban regulados en el 2015, el cromo y el cromo hexavalente fueron incluidos en el control de contaminantes no regulados de 2015 según la USEPA. El CVWD llevó a cabo este control en determinadas instalaciones de agua para consumo doméstico del CVWD en Cove Communities. Resultados del control del cromo total: de 0.3 µg/l - 20 µg/l (9.2) Resultados del control del cromo hexavalente: de 0.1 µg/l a 20 µg/l (9.1)

**(8)** El MCL de cromo hexavalente del agua potable de California entró en vigencia 1 de julio de 2014. El MCL del Cr6 fue invalidado y retirado en 2017.

**(9)** Los valores informados son los niveles del percentil 90 para las muestras tomadas de los grifos en los hogares de los usuarios del agua.

**(10)** El promedio informado representa el promedio anual corriente más alto por ubicación (LRAA) basado en el control del sistema de distribución.

**(11)** Los sistemas que toman 40 o más muestras por mes (Cove Communities): 5.0% de las muestras mensuales positivas. Los sistemas que toman menos de 40 muestras por mes (ID n.º 8 e ID n.º 11): 1 muestra mensual positiva.

**(12)** Se requiere que todos los sistemas de agua cumplan con la Regla de coliformes totales de California y la Regla revisada de coliformes totales federal. La EPA de EE. UU. anticipa una mayor protección de la salud ya que la nueva norma exige que los sistemas de agua que son vulnerables a la contaminación microbiana identifiquen y solucionen los problemas.

**(13)** En el 2015, la USEPA requirió el control de contaminantes no regulados (identificados como UCMR3) para determinadas instalaciones de agua para consumo doméstico del CVWD en Cove Communities.

**(14)** Los contaminantes no regulados son aquellos para los que la USEPA y la DDW no han establecido normas para el agua potable. El propósito del control de contaminantes no regulados es ayudar a las agencias reguladoras en la determinación de la ocurrencia de contaminantes no regulados en el agua potable y de si se justifica una mayor regulación.

**(15)** En el 2019, la DDW requirió el control de PFAS en instalaciones domésticas seleccionadas del CVWD en Cove Communities y la ID N.º 11.

## MÁS INFORMACIÓN:

Para recibir un resumen de las evaluaciones de la fuente de agua del CVWD o datos adicionales de la calidad del agua o alguna aclaración, llame a la División de Calidad del Agua del CVWD al (760) 398-2651.

Las copias completas de las evaluaciones de las fuentes de agua pueden ser vistas en la oficina del CVWD en 75-525 Hovley Lane East, Palm Desert, CA 92211.

Este informe contiene información muy importante sobre su agua potable. Tradúzcalo o hable con alguien que lo entienda bien. También puede llamar al CVWD al número de teléfono (760) 398-2651 o vaya a [www.cvwd.org/CCR/Spanish2020](http://www.cvwd.org/CCR/Spanish2020).

*Nota: La declaración anterior cumple con el requisito del Código de Regulaciones de California en la sección 64481 (I).*



## 2020 CCR Certifications for Coachella Valley Water District Attachment A

Attachment A contains the mail or other direct delivery methods employed by Coachella Valley Water District. Contents of Attachment A include:

- A1: Excerpt from 2020 Spring Issue of CVWD's Water News via Bill Insert**
- A2: 2020 CCR Published to CVWD Public Website**
- A3: Postcard Mailed to CVWD's Customers**
- A4: Email Notification to Customers in English & Spanish**
- A5: CVWD News Flash of CCR Availability on CVWD**
- A6: Excerpt from 2020 Summer Issue of CVWD's Water News via Bill Insert**
- A7: CVWD Facebook Post of Link to 2020 Summer Issue of CVWD's Water News**
- A8: Complete 2020 Spring Issue of CVWD's Water News**
- A9: Complete 2020 Summer Issue of CVWD's Water News**
- A10: Copy of blog post about CCR**
- A11: Advertisement via press release for availability of CCR in news media**

# 2020 CCR Certifications for Coachella Valley Water District Attachment A

## A1: Excerpt from 2020 Spring Issue of CVWD's Water News via Bill Insert

### Avoid outstanding balance transfers to county property taxes

If a customer has unpaid charges for water or services greater than \$5 and delinquent for 60 days or more as of June 30, 2020, the outstanding balance will be transferred to the county property taxes. Pursuant to California Water Code Section 31701.5, the delinquency becomes a lien against the property.

Delinquent charges may be paid by telephone by calling (760) 391-9600 or online through your checking account or by Visa®/MasterCard®/American Express®/Discover®. This service is available 24 hours a day, 7 days a week. Visit the "Login/Pay My Bill" page at [www.cvwd.org](http://www.cvwd.org) for more information.

Customers can also mail payments to P.O. Box 5000, Coachella CA 92236, or use the 24-hour drop boxes located at 75-525 Hovley Lane East, Palm Desert or at 51-501 Tyler Street, Coachella.



### Water quality report options save money, paper

Again this year, CVWD is offering its Consumer Confidence Report (CCR) also known as the Water Quality Report, online or by request only to save on printing and mailing costs as well as reducing the amount of paper used.

See the options for viewing or obtaining a copy below.

- View a copy of the CCR report online on or after July 1, 2020 at [www.cvwd.org/CCR/2020](http://www.cvwd.org/CCR/2020).

- Request a printed copy by calling (760) 391-9600.

Note that the printed CCR also includes CVWD's annual report.

### HELP PREVENT SEWER PIPE DAMAGE & BACKUPS



### Assistance program helps pay water bills

CVWD's customer assistance program offers eligible residential customers a \$100 credit on their water bill once in a 12-month period. Customers must reapply each year.

Customers who need help paying their water bill can apply through United Way of the Desert by calling (760) 323-2731. United Way screens eligible customers and provides them with assistance in paying a past due water bill.

Charitable donations are also accepted through United Way. Donations must be made directly to United Way of the Desert. All donations are tax-deductible.



#### Board Meetings

Board meetings are generally held the second and fourth Tuesday of each month at 8 a.m.

In an effort to protect public health and prevent the spread of COVID-19 (coronavirus), and in accordance with the Governor's Executive Order N-29-20, there will be no public location to attend these meetings in person.

Visit our website more information on how to participate in board meetings from home.

Main line: (760) 398-2651  
Customer Service: (760) 391-9600  
Website: [www.cvwd.org](http://www.cvwd.org)



# 2020 CCR Certifications for Coachella Valley Water District Attachment A

## A2: 2020 CCR Published to CVWD Public Website


Confirmation Dates for English (06/02/2020) and Spanish (06/23/2020) Versions

Published Items <input type="checkbox"/>					
2019-20 Informe anual (PDF)	6/23/2020	Andrea Shek	Active	Choose an Action <input type="button" value="v"/>	<input type="checkbox"/>
2019-20 Annual Review and Water Quality Report (PDF)	6/2/2020	Andrea Shek	Active	Choose an Action <input type="button" value="v"/>	<input type="checkbox"/>



# 2020 CCR Certifications for Coachella Valley Water District Attachment A

## A3: Postcard Mailed to CVWD's Customers



**COACHELLA VALLEY WATER DISTRICT  
TESTS WATER SAMPLES  
FOR MORE THAN  
100 SUBSTANCES**

*Tests are performed at the CVWD state-certified water quality laboratory. The results are published in the District's Annual Review report. See the other side for instructions on how to receive your copy.*

(760) 398-2651 | [cvwd.org](http://cvwd.org) | [f](#) [t](#) [@](#) [v](#)

**YourWater**  
is our promise.



[cvwd.org](http://cvwd.org)

P.O. Box 1058  
51501 Tyler St.  
Coachella, CA 92236



Presorted Standard  
U.S. POSTAGE  
**PAID**  
Permit No. 104  
Palm Desert, CA  
92260

THIS NOTICE CONTAINS INSTRUCTIONS FOR YOU TO OBTAIN  
IMPORTANT INFORMATION ABOUT YOUR DRINKING WATER.  
TRANSLATE IT, OR SPEAK WITH SOMEONE WHO UNDERSTANDS IT.

Este reporte contiene las instrucciones mas recientes para obtener  
informacion importante sobre su agua potable. Traducir, o hablar  
con alguien que lo entienda.

To view your **2020 Consumer Confidence Report** and to learn more  
about your drinking water, please visit the following URL:

**[www.cvwd.org/CCR/2020](http://www.cvwd.org/CCR/2020)**

If you would like a paper copy of the 2020 CCR mailed to your  
mailing address or would like to speak with someone about the  
report, please call (760) 391-9600.

# 2020 CCR Certifications for Coachella Valley Water District Attachment A

## A4: Email Notification to Customers in English & Spanish

**From:** alerts@cvwd.org <noreply@everbridge.net>  
**Sent:** Tuesday, June 30, 2020 2:57 PM  
**To:**  
**Subject:** IMPORTANT MESSAGE: Your 2020 Coachella Valley Water District Consumer Confidence Report is Now Available!



Coachella Valley  
**WATER DISTRICT**

Dear Valued Customer,

Please download the 2020 Coachella Valley Water District Consumer Confidence Report. This report contains information about the source and quality of your drinking water. You must have Adobe Acrobat Reader installed on your computer to view the report.

You can access and download the 2020 Consumer Confidence Report by visiting [www.cvwd.org/CCR/2020](http://www.cvwd.org/CCR/2020). If you would like a paper copy of the 2020 Consumer Confidence Report mailed to you, please call (760) 391-9600 or email [CustomerService@cvwd.org](mailto:CustomerService@cvwd.org)

To see the entire Annual Review for CVWD, visit [www.cvwd.org/annualreview2020](http://www.cvwd.org/annualreview2020)

Sincerely,

Coachella Valley Water District

Estimado cliente,

El Informe Anual de la Calidad del Agua del 2020 ¡Ya está disponible!

Por favor visite [www.cvwd.org/CCR/Spanish2020](http://www.cvwd.org/CCR/Spanish2020) para ver y descargar el Informe Anual de la Calidad del Agua, y obtener información importante de su agua potable. Para acceder a esta página debe tener Adobe Acrobat Reader instalado en su computadora. Este informe contiene importante información sobre la fuente y la calidad del agua potable. Si usted desea recibir una copia del Informe Anual de la Calidad del Agua por correo, por favor llame al (760) 391-9600, o envíenos un correo electrónico a [customerservice@cvwd.org](mailto:customerservice@cvwd.org).

Para ver el Análisis Anual de CVWD por completo, visite [www.cvwd.org/informeannual2020](http://www.cvwd.org/informeannual2020)

Atentamente,

Coachella Valley Water District

(El Distrito del Agua del Valle de Coachella)

Coachella Valley Water District  
PO Box 1058 Coachella, CA 92236  
Phone (760) 398-2651 | Fax (760) 398-3711



# 2020 CCR Certifications for Coachella Valley Water District Attachment A

## A5: CVWD News Flash of CCR Availability on CVWD

### CVWD News

---

Posted on: June 30, 2020

#### CVWD releases Annual Review and Water Quality Report

Coachella Valley Water District (CVWD) has released its Annual Review and Water Quality Report which shows that the drinking water provided to customers meets all current state and federal standards.

The 2019-20 Annual Review is available electronically on the CVWD website. Customers can request a printed copy be mailed to them.


CVWD alerted customers to the option of receiving a paper copy through the mail, email and in bills.

This year's Water Quality Report can be viewed on the district's website at [www.cvwd.org/CCR/2020](http://www.cvwd.org/CCR/2020). It is available in Spanish at [www.cvwd.org/CCR/Spanish2020](http://www.cvwd.org/CCR/Spanish2020)

The entire Annual Review, which includes articles about district projects in addition to the Water Quality Report is available in English at [www.cvwd.org/annualreview](http://www.cvwd.org/annualreview) and in Spanish at [www.cvwd.org/informeannual2020](http://www.cvwd.org/informeannual2020).

To request a paper copy of the 2019-20 Annual Review and Consumer Confidence Report, please call (760) 391-9600 or email [CustomerService@cvwd.org](mailto:CustomerService@cvwd.org).

The Coachella Valley Water District is a public agency governed by a five-member board of directors. The district provides domestic and irrigation water, agricultural drainage, wastewater treatment and reclamation services, regional storm water protection, groundwater management and water conservation. It serves approximately 108,000 residential and business customers across 1,000 square miles, located primarily in Riverside County, but also in portions of Imperial and San Diego counties.



#### Tools

[RSS](#)

[Notify Me®](#)

#### Categories

- [All Categories](#)
- [Advocacy & Outreach](#)
- [CVWD News](#)

Select Language ▼

← [Previous](#)

[Traffic advisory](#)

[Next](#) ⇒

[Traffic advisory](#)



# 2020 CCR Certifications for Coachella Valley Water District Attachment A

## A6: Excerpt from 2020 Summer Issue of CVWD's Water News via Bill Insert



### CVWD employees monitor your water system daily

CVWD is committed to delivering high-quality groundwater from a natural aquifer that lies underneath the valley floor to thousands of local homes and businesses.

Besides groundwater, the aquifer is filled with sand, gravel, and clay sediments. The natural layering of these sediments within the aquifer helps protect groundwater served to Coachella Valley communities.

CVWD employees monitor your water system daily and collect more than 15,000 water samples annually rain or shine. Most water samples are tested in our state-certified laboratory, which operates every day to ensure we are delivering safe, high-quality water to our customers.

Water quality testing data is reported to the State of California and is listed in the annual Water Quality Report at [cvwd.org/CCR/2020](http://cvwd.org/CCR/2020).

Your water is our promise. Learn more at [cvwd.org/ourpromise](http://cvwd.org/ourpromise).

### Annual Water Quality Report now available

CVWD's Annual Review & Water Quality Report also known as the Consumer Confidence Report (CCR) is now available online or by mail upon request.

The Water Quality Report shows that water delivered by CVWD meets all current state and federal standards along with other water quality testing details. The 2019-20 Water Quality Report can be viewed online at [cvwd.org/CCR/2020](http://cvwd.org/CCR/2020).

The printed Water Quality Report is part of the district's Annual Review, which includes articles about capital improvement projects completed during the 2018-19 fiscal year. View online in English at [cvwd.org/annualreview](http://cvwd.org/annualreview) or in Spanish at [cvwd.org/informeanual2020](http://cvwd.org/informeanual2020).

To request a paper copy of the 2019-20 Annual Review & Water Quality Report, call (760) 391-9600 or email [CustomerService@cvwd.org](mailto:CustomerService@cvwd.org).



#### Board Meetings

Board meetings are generally held the second and fourth Tuesday of each month at 8 a.m.

In an effort to protect public health and prevent the spread of COVID-19 (coronavirus), and in accordance with the Governor's Executive Order N-29-20, there will be no public location to attend these meetings in person.

Visit our website for information on how to participate in board meetings from home.

Main line: (760) 398-2651  
Customer Service: (760) 391-9600  
Website: [www.cvwd.org](http://www.cvwd.org)



# 2020 CCR Certifications for Coachella Valley Water District Attachment A

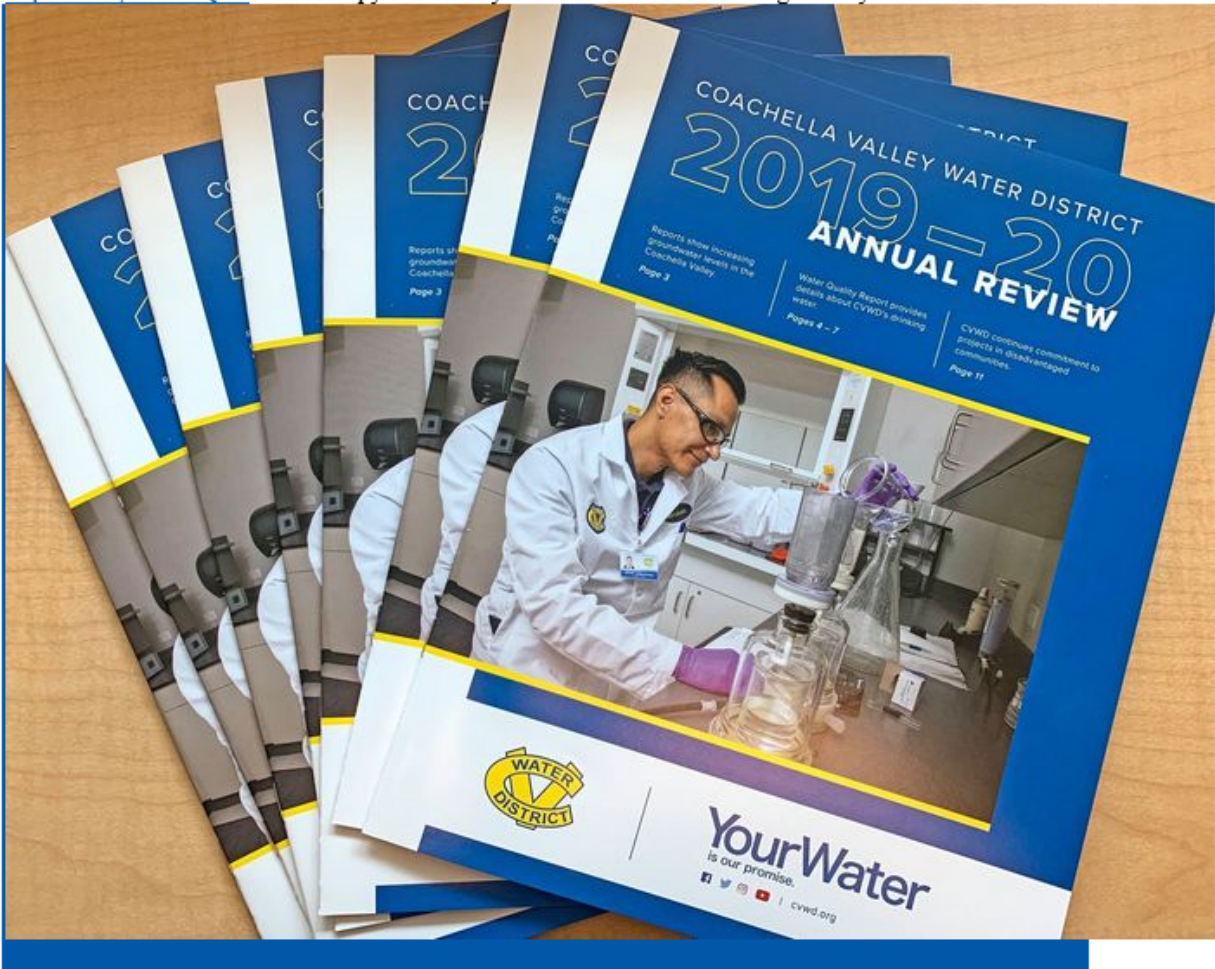
## A7: CVWD Facebook Post of Link to 2020 Summer Issue of CVWD's Water News

### Coachella Valley Water District

June 24 ·

Our 2019-2020 Annual Review and Water Quality Report is now available online:

<https://bit.ly/2YwBQSL> Want a copy mailed to you? Send us a direct message with your address.



Coachella Valley Water District

Public Service

Send Message

391

People Reached

39

Engagements



# 2020 CCR Certifications for Coachella Valley Water District Attachment A

## A8: Complete 2020 Spring Issue of CVWD's Water News (Page 1 of 2)



### Frequently asked questions about water supply and COVID-19

#### Can COVID-19 (coronavirus) get into my drinking water?

The new coronavirus disease, COVID-19, does not present a threat to the safety of your drinking water. COVID-19 is transmitted person-to-person, not through water, according to the Centers for Disease Control and Prevention. [www.cdc.gov](http://www.cdc.gov)

CVWD delivers naturally filtered groundwater to its customers from deep-water wells installed (drilled) in local aquifers. Chlorine used to kill viruses, including coronaviruses, as well as bacteria and other pathogens is added to your tap water as a precautionary disinfectant.

CVWD's staff continuously monitors the public water systems and they collect samples that are tested in CVWD's state-certified laboratory to ensure tap water meets or surpasses all state and federal drinking water regulations.

#### Can CVWD continue treating and delivering water if COVID-19 spreads?

CVWD maintains an extensive system of reservoirs, water treatment plants and pipelines to deliver safe, reliable water service to customers. The system includes multiple layers of redundancy to ensure continued deliveries, even during a disruption.

CVWD has an Emergency Response Team and existing protocols for situations such as a pandemic. A task force is also meeting regularly to discuss preparedness and protocol tactics.

In addition, CVWD has taken several steps to protect the health of its employees by minimizing potential exposure to avoid widespread impacts to our workforce.

Lastly, CVWD's task force has ensured it has the necessary backup equipment, essential supplies and treatment chemicals in the event of disruptions to the supply chain for these items.

#### Do I need to stockpile bottled water?

We want to reassure you that your tap water is both safe to drink and reliable. There is no reason to believe that COVID-19 will have any impact on the local water supply.

One of the primary ways to minimize the spread of this disease is to practice social distancing and reduce unnecessary outings. The public is encouraged to stay home, and avoid panic shopping and stockpiling bottled water. CVWD's tap water remains high quality and available.

#### Do I need to install a water filter?

Drinking water provided by CVWD meets all federal and state water quality standards. Water filters may change the taste of tap water, but they are not necessary.

Be cautious of any salesperson who claims that CVWD sent him or her to test your water. CVWD would never send a salesperson to your home. Also be wary of those who test your water and claim that your water quality is unsafe.

#### Are CVWD's offices still open for business?

CVWD offices are closed to the public following public health recommendations but we are still working to support our customers by phone, email or online.

We urge customers to [manage their accounts](#) on our website as most service-related needs can be requested online or by calling (760) 391-9600 or by email at [CustomerService@cvwd.org](mailto:CustomerService@cvwd.org).

#### Will I be fined for increased indoor water use?

CVWD allocates a reasonable amount of water based on each customer's needs and does not fine customers for water use.

Residential water budgets include an indoor budget and an outdoor budget. The monthly indoor water budget (tier 1) for CVWD customers is about 6,000 gallons of water per household, which is equal to 50 gallons of water per person, per day for a family of four. Customers can request a larger indoor water budget if more people live in your home by calling (760) 391-9600.

Outdoor water budgets (tier 2) are calculated individually for all residential and large landscape customers.

Learn more about [CVWD rates](#).

Visit [www.cvwd.org/COVID-19](http://www.cvwd.org/COVID-19) for updates or for information in Spanish or call (760) 398-2651.



# 2020 CCR Certifications for Coachella Valley Water District Attachment A

## A8: Complete 2020 Spring Issue of CVWD's Water News (Page 2 of 2)

### Avoid outstanding balance transfers to county property taxes

If a customer has unpaid charges for water or services greater than \$5 and delinquent for 60 days or more as of June 30, 2020, the outstanding balance will be transferred to the county property taxes. Pursuant to California Water Code Section 31701.5, the delinquency becomes a lien against the property.

Delinquent charges may be paid by telephone by calling (760) 391-9600 or online through your checking account or by Visa®/MasterCard®/American Express®/Discover®. This service is available 24 hours a day, 7 days a week. Visit the "Login/Pay My Bill" page at [www.cvwd.org](http://www.cvwd.org) for more information.

Customers can also mail payments to P.O. Box 5000, Coachella CA 92236, or use the 24-hour drop boxes located at 75-525 Hovley Lane East, Palm Desert or at 51-501 Tyler Street, Coachella.



### Water quality report options save money, paper

Again this year, CVWD is offering its Consumer Confidence Report (CCR) also known as the Water Quality Report, online or by request only to save on printing and mailing costs as well as reducing the amount of paper used.

See the options for viewing or obtaining a copy below.

- View a copy of the CCR report online on or after July 1, 2020 at [www.cvwd.org/CCR/2020](http://www.cvwd.org/CCR/2020).
- Request a printed copy by calling (760) 391-9600.

Note that the printed CCR also includes CVWD's annual report.

### HELP PREVENT SEWER PIPE DAMAGE & BACKUPS



### Assistance program helps pay water bills

CVWD's customer assistance program offers eligible residential customers a \$100 credit on their water bill once in a 12-month period. Customers must reapply each year.

Customers who need help paying their water bill can apply through United Way of the Desert by calling (760) 323-2731. United Way screens eligible customers and provides them with assistance in paying a past due water bill.

Charitable donations are also accepted through United Way. Donations must be made directly to United Way of the Desert. All donations are tax-deductible.



#### Board Meetings

Board meetings are generally held the second and fourth Tuesday of each month at 8 a.m. In an effort to protect public health and prevent the spread of COVID-19 (coronavirus), and in accordance with the Governor's Executive Order N-29-20, there will be no public location to attend these meetings in person.


Visit our website more information on how to participate in board meetings from home.

Main line: (760) 398-2651  
Customer Service: (760) 391-9600  
Website: [www.cvwd.org](http://www.cvwd.org)



# 2020 CCR Certifications for Coachella Valley Water District Attachment A

## A9: Complete 2020 Summer Issue of CVWD's Water News (Page 1 of 2)



### CVWD board approves 2020-21 budget, no water rate increases

In June, CVWD Board of Directors approved a \$376 million operating and capital improvement budget for fiscal year 2020-2021, which keeps domestic water rates stable, thanks in part to offsetting project costs through loans and prudent use of reserve funds.

"During these difficult economic times, it was a priority of ours to keep rates low," said Board President John Powell Jr. "CVWD staff put a lot of thought into choosing the projects needed to ensure the reliability of our services throughout the district while ensuring we do not need to raise rates during these challenging times."

The budget amounts to \$278.6 million and includes \$97.3 million in capital

improvement projects. This represents a decrease of 3.8% (\$11.1 million) from last year's 2019-2020 operating budget and a decrease of 23.2% (\$29.4 million) from the 2019-2020 capital improvement budget. CVWD's fiscal year begins on July 1 and ends June 30 each year.

CVWD provides a number of different water-related services to the community and, by law, must keep the funding and spending related to those services separate. Under Proposition 218, CVWD can only charge a customer the costs of delivering that service.

The board held study sessions on Feb. 24, March 11 and April 4 to review the proposed operating and capital improvement budgets.

### Customer assistance program helps pay water bills

CVWD's customer assistance program offers eligible residential customers a \$100 credit on their water bill once in a 12-month period. Customers must reapply each year.

Customers who need help paying their water bill can apply with United Way of the Desert by calling (760) 323-2731. United Way screens eligible customers and provides assistance in paying a past due water bill.

For more information, call CVWD Customer Service at (760) 391-9600 or visit [cwwd.org/H2OHelp](http://cwwd.org/H2OHelp).

Charitable donations are also accepted through United Way. Donations must be made directly to United Way of the Desert. All donations are tax-deductible.



### COVID-19 Updates

CVWD offices remain closed to the public until further notice but most business can be done over the phone or online at [cwwd.org](http://cwwd.org).

**Your tap water is safe to drink and is not affected by coronavirus (COVID-19).** Visit [cwwd.org/COVID19](http://cwwd.org/COVID19) for updates or for information in Spanish. Or give us a call at (760) 398-2651.



# 2020 CCR Certifications for Coachella Valley Water District Attachment A

## A9: Complete 2020 Summer Issue of CVWD's Water News (Page 2 of 2)



### CVWD employees monitor your water system daily

CVWD is committed to delivering high-quality groundwater from a natural aquifer that lies underneath the valley floor to thousands of local homes and businesses.

Besides groundwater, the aquifer is filled with sand, gravel, and clay sediments. The natural layering of these sediments within the aquifer helps protect groundwater served to Coachella Valley communities.

CVWD employees monitor your water system daily and collect more than 15,000 water samples annually rain or shine. Most water samples are tested in our state-certified laboratory, which operates every day to ensure we are delivering safe, high-quality water to our customers.

Water quality testing data is reported to the State of California and is listed in the annual Water Quality Report at [cvwd.org/CCR/2020](http://cvwd.org/CCR/2020).

Your water is our promise. Learn more at [cvwd.org/ourpromise](http://cvwd.org/ourpromise).

### Annual Water Quality Report now available

CVWD's Annual Review & Water Quality Report also known as the Consumer Confidence Report (CCR) is now available online or by mail upon request.

The Water Quality Report shows that water delivered by CVWD meets all current state and federal standards along with other water quality testing details. The 2019-20 Water Quality Report can be viewed online at [cvwd.org/CCR/2020](http://cvwd.org/CCR/2020).

The printed Water Quality Report is part of the district's Annual Review, which includes articles about capital improvement projects completed during the 2018-19 fiscal year. View online in English at [cvwd.org/annualreview](http://cvwd.org/annualreview) or in Spanish at [cvwd.org/informeannual2020](http://cvwd.org/informeannual2020).

To request a paper copy of the 2019-20 Annual Review & Water Quality Report, call (760) 391-9600 or email [CustomerService@cvwd.org](mailto:CustomerService@cvwd.org).



#### Board Meetings

Board meetings are generally held the second and fourth Tuesday of each month at 8 a.m.

In an effort to protect public health and prevent the spread of COVID-19 (coronavirus), and in accordance with the Governor's Executive Order N-29-20, there will be no public location to attend these meetings in person.

Visit our website for information on how to participate in board meetings from home.

Main line: (760) 398-2651  
Customer Service: (760) 391-9600  
Website: [www.cvwd.org](http://www.cvwd.org)





# 2020 CCR Certifications for Coachella Valley Water District Attachment A

## A10: Copy of blog post about CCR

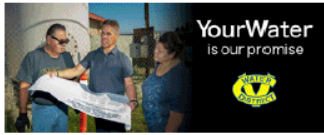
### Tools

[RSS \(Really Simple Syndication\)](#)

[View Archived](#)

### Blog

[Your Water is Our Promise: The CVWD Blog](#)



### Your Water is Our Promise: The CVWD Blog

[View All Posts](#)



#### **CVWD water quality report now available**

Posted on July 27, 2020 at 2:55 PM by Diane Carmony

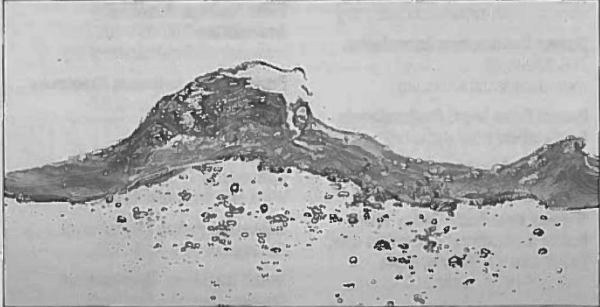
Select Language ▾

A blue banner for the 'COACHELLA VALLEY WATER DISTRICT 2019-20 ANNUAL REVIEW'. It features three columns of text: 'Reports show increasing groundwater levels in the Coachella Valley. Page 3', 'Water Quality Report provides details about CVWD's drinking water. Pages 4 - 7', and 'CVWD continues commitment to projects in disadvantaged communities. Page 11'. Below the banner is a photo of a scientist in a white lab coat and purple gloves working in a laboratory with glassware.

# 2020 CCR Certifications for Coachella Valley Water District Attachment A

## A11: Advertisement via press release for availability of CCR in news media

### PUBLIC SECTOR NEWS



**CVWD RELEASES ANNUAL REVIEW  
AND WATER QUALITY REPORT**

Coachella Valley Water District (CVWD) has released its Annual Review and Water Quality Report which shows that the drinking water provided to customers meets all current state and federal standards.

The 2019-20 Annual Review is available electronically on the CVWD website. Customers can request a printed copy be mailed to them.

CVWD alerted customers to the option of receiving a paper copy through the mail, email and in bills.

This year's Water Quality Report can be viewed on the district's website at [www.cvwd.org/CCR/2020](http://www.cvwd.org/CCR/2020). It is available in Spanish at [www.cvwd.org/CCR/Spanish2020](http://www.cvwd.org/CCR/Spanish2020)

The entire Annual Review, which includes articles about district projects in addition to the Water Quality Report is available in English at [www.cvwd.org/annualreview](http://www.cvwd.org/annualreview) and in Spanish at [www.cvwd.org/informeannual2020](http://www.cvwd.org/informeannual2020).

To request a paper copy of the 2019-20 Annual Review and Consumer Confidence Report, please call (760) 391-9600 or email [CustomerService@cvwd.org](mailto:CustomerService@cvwd.org).

The Coachella Valley Water District is a public agency governed by a five-member board of directors. The district provides domestic and irrigation water, agricultural drainage, wastewater treatment and reclamation services, regional storm water protection, groundwater management and water conservation. It serves approximately 108,000 residential and business customers across 1,000 square miles, located primarily in Riverside County, but also in portions of Imperial and San Diego counties.

**SUPERVISOR PEREZ STATEMENT ON  
RIVERSIDE COUNTY BUDGET**

After budget hearings last week and into today, the Riverside County budget plan for Fiscal Year 2020-2021 was approved 3-2 with Supervisor V. Manuel Perez voting no. Supervisor Perez offers the following statement on the county budget:

*Continued on page 6...*