



# 2024 Annual **WATER QUALITY REPORT**

**WEST PLACER**

PWS ID: CA3110150

**QUALITY. ONE MORE WAY  
WE KEEP LIFE FLOWING.**



**CALIFORNIA  
AMERICAN WATER**

**WE KEEP LIFE FLOWING®**

# What is a Consumer Confidence Report (CCR)

Once again, we proudly present our Annual Water Quality Report, also referred to as a Consumer Confidence Report (CCR). CCRs let consumers know what contaminants, if any, were detected in their drinking water as well as related potential health effects. CCRs also include details about where your water comes from and how it is treated. Additionally, they educate customers on what it takes to deliver safe drinking water and highlight the need to protect drinking water sources.

We are committed to delivering high quality drinking water service. To that end, we remain vigilant in meeting the challenges of source water protection, water conservation, environmental compliance, sustainability and community education while continuing to serve the needs of all our water users.

This report contains important information about your drinking water. Translate it, or speak with someone who understands it at 1-888-237-1333.

Este informe contiene información muy importante sobre su agua potable. Tradúzcalo o hable con alguien que lo entienda bien al 1-888-237-1333.

Ntawm no yog ib co lus qhia tseem ceeb heev txog koj cov dej seb huv npaum li cas. Yog tias koj xav tau kev pab txhais cov lus qhia no, thov hu rau pab ntawm 1-888-237-1333.

這是關於您的水質的十分重要的資訊。如果您需要幫助翻譯此資訊請致電 **1-888-237-1333** 與我們聯繫。

आपके पानी की गुणवत्ता के बारे में यह बहुत महत्वपूर्ण सूचना है। यदि इस सूचना के अनुवाद के लिए आपको सहायता की जरूरत हो, तो कृपया **1-888-237-1333** र हमें काल करें।

Это очень важная информация о качестве Вашей воды. Если Вам требуется перевод этой информации, позвоните нам по телефону **1-888-237-1333**.

Ito ay isang napakahalagang impormasyon tungkol sa kalidad ng iyong tubig. Kung iyong kailangan ng tulong sa pagsalin ng impormasyon na ito, mangyaring tumawag sa amin sa 1-888-237-1333.

Đây là thông tin rất quan trọng về chất lượng nước của quý vị. Nếu quý vị cần thông dịch thông tin này, xin gọi chúng tôi theo số 1-888-237-1333.

## TABLE OF CONTENTS

What is a Consumer Confidence Report	2
A message from our President	3
Mark of Excellence	4
About Your Drinking Water Supply	5
What are the Sources of Contaminants?	6
Protecting Your Drinking Water Supply	7
About Lead	8-9
Important Information About Your Water	10-11
• Fluoride	
• PFAS	
Water Quality Results	12
Definitions of Terms Used in Document	13
Water Quality Results: Detailed Charts	14-17
Every Drop Counts	18
About Us	19
Contact Us	20

# A message from **California American Water's President**

Dear California American Water Customer,

At California American Water, our highest priority is making sure you can have confidence in the water you use to cook, bath, clean and serve your family. Most people take their water quality for granted in the United States and expect clean water to be always available. I am very proud of our employees who work hard and worry about water quality so that you do not have to. We have rigorous safeguards in place to help provide water to you that meets or surpasses increasingly stringent water quality standards.

Across California, we conducted approximately 180 distinct types of tests on more than 20,245 water samples for nearly 250 constituents last year. California American Water tests for all regulated U.S. EPA and State drinking water parameters. We are proud and pleased to confirm that those tests showed that we met every primary state and federal water quality standard.

**IMPROVING INFRASTRUCTURE:** Last year, we invested more than \$162 million in water infrastructure in the California communities we serve. This investment helps maintain the safety and reliability of the facilities and technology needed to draw, treat, and distribute water. This investment also helps bolster our conservation efforts and strengthen our wildfire resiliency across the state.

**VALUE:** While costs to provide water service continue to increase across the country, our investments help us provide high quality water service that remains an exceptional value for such an essential service. We also have great conservation programs to help you reduce your bill, and low-income assistance for those in need.

If you have any questions or concerns, you can contact us by phone, email or online at [www.californiaamwater.com](http://www.californiaamwater.com).

Please take the time to review this report as it provides details about the source and quality of your drinking water, using data from water quality testing conducted for your local system between January and December 2024.

We take our duty of being your water provider seriously and are proud of the results you will read about in the attached report.



Kevin Tilden  
California American Water

**This report contains important information about your drinking water. Translate it or speak with someone who understands it at (888) 237-1333, Monday-Friday, 7 a.m. to 7 p.m.**



## **ATTENTION: Landlords and Apartment Owners**

**Please share a copy of this notice with your tenants. It includes important information about their drinking water quality.**





Mark of  
Excellence



### EVERY STEP OF THE WAY.

Our team monitors and tests your water at multiple points throughout our process of drawing it from its source, treating it to meet drinking water standards, and distributing it through our pipeline systems. **In fact, American Water performs over one million tests annually for more than 90 regulated contaminants, nationwide.**



### EXPERTISE. RECOGNIZED AT THE HIGHEST LEVEL.

American Water is an expert in water quality testing, compliance and treatment and has established industry-leading water testing facilities. Our dedicated team of scientists and researchers are committed to finding solutions for water quality challenges and implementing new technologies. American Water is recognized as an industry leader in water quality and works cooperatively with the EPA so that drinking water standards and new regulations produce benefits for customers and public water suppliers. American Water has earned awards from the EPA's Partnership for Safe Water as well as awards for superior water quality from state regulators, industry organizations, individual communities, and government and environmental agencies.



### WATER QUALITY. DOWN TO A SCIENCE.

Our team also has access to American Water's Central Laboratory in Belleville, Illinois, which conducts sophisticated drinking water testing and analysis. American Water scientists refine testing procedures, innovate new methods, and set new standards for detecting potentially new contaminants—even before regulations are in place.



### MAINTAINING QUALITY FOR FUTURE GENERATIONS.

Just as California American Water are investing in research and testing, we also understand the importance of investing in the infrastructure that provides high-quality water service to you. Last year alone, **we invested more than \$162 million to improve our water and wastewater treatment and pipeline systems.**



# About Your Drinking Water Supply

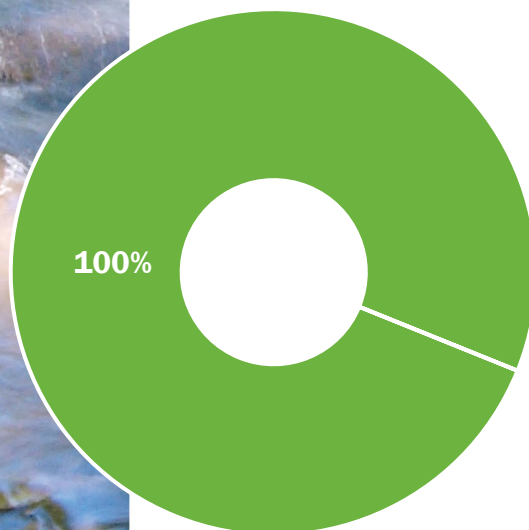
## WHERE YOUR WATER COMES FROM

Water in the West Placer system is purchased from the Placer County Water Agency through the City of Roseville. This water comes from the Folsom Lake Reservoir.

A source water assessment was conducted for the City of Roseville's water supply from Folsom Lake in December 2008. The source is considered most vulnerable to the following (associated with contaminants detected in the water supply): Folsom Lake State Recreation Area facilities (marina, restrooms, recreational areas, parking lots, and storm drains) and residential sewer and septic systems. Although not associated with any detected contaminants, the source is also considered vulnerable to the following: illegal activities and dumping, fertilizer/pesticide/herbicide application, and high-density housing developments.

A copy of the complete source water assessment may be viewed at the California Department of Public Health, 1616 Capitol Avenue, Sacramento, CA 95899-7413.

You may request that a summary of the assessment be sent to you by contacting the City of Roseville Water Department at (916) 774-5750.



## SOURCE OF SUPPLY FOR THE SYSTEM

- Surface Water (Purchased from Placer County Water Agency through the City of Roseville)



## QUICK FACTS ABOUT THE WEST PLACER SYSTEM

### Communities served:

Unincorporated Area of Roseville


### Water source:

Purchased surface water from the PCWA (through the City of Roseville)

### Water Treatment:

Drinking water treatment technologies used by the City of Roseville include coagulation, sedimentation, filtration, and disinfection. The pH of the water is adjusted to control corrosion in the distribution system, and fluoride is added to promote dental health.





# What are the Sources of Contaminants?

To provide tap water that is safe to drink, EPA and the State Water Resources Control Board prescribe regulations which limit the amount of certain contaminants in water provided by public water systems. U.S. Food and Drug Administration (FDA) regulations and California law establish limits for contaminants in bottled water which must provide the same protection for public health.

Drinking water, including bottled water, may reasonably be expected to contain at least small amounts of some contaminants. The presence of contaminants does not necessarily indicate that water poses a health risk. More information about

contaminants and potential health effects can be obtained by calling the Environmental Protection Agency's Safe Drinking Water Hotline (800-426-4791).

The sources of drinking water (both tap water and bottled water) include rivers, lakes, streams, ponds, reservoirs, springs, aquifers and/or groundwater. As water travels over the surface of the land or through the ground, it dissolves naturally-occurring minerals and, in some cases, radioactive material, and can pick up substances resulting from the presence of animals or from human activity.

## SPECIAL HEALTH INFORMATION

Some people may be more vulnerable to contaminants in drinking water than the general population. Immuno-compromised persons such as persons with cancer undergoing chemotherapy, persons who have undergone organ transplants, people with HIV/AIDS or other immune system disorders, some elderly, and infants can be particularly at risk from infections. These people should seek advice about drinking water from their health care providers. EPA/Centers for Disease Control and Prevention (CDC) guidelines on appropriate means to lessen the risk of infection by *Cryptosporidium* and other microbial contaminants are available from the Safe Drinking Water Hotline (800-426-4791).

### CONTAMINANTS THAT MAY BE PRESENT IN SOURCE WATER INCLUDE:

<b>Microbial Contaminants</b>	such as viruses and bacteria, which may come from sewage treatment plants, septic systems, agricultural livestock operations, and wildlife.
<b>Inorganic Contaminants</b>	such as salts and metals, which can be naturally-occurring or result from urban stormwater runoff, industrial or domestic wastewater discharges, oil and gas production, mining, or farming.
<b>Pesticides and Herbicides</b>	which may come from a variety of sources, such as agriculture, urban storm water runoff, and residential uses.
<b>Organic Chemical Contaminants</b>	including synthetic and volatile organic chemicals, which are by-products of industrial processes and petroleum production, and can also come from gas stations, urban stormwater runoff, and septic systems.
<b>Radioactive Contaminants</b>	which can be naturally occurring or be the result of oil and gas production and mining activities.





# Protecting Your Drinking Water Supply

Protecting drinking water at its source is an important part of the process to treat and deliver high quality water. It takes a community effort to protect our shared water resources. This includes utilities, businesses, residents, government agencies and organizations. Everyone who lives, works, and plays in the area has a role and stake in clean water supplies.

## WHAT CAN YOU DO?

Quality drinking water starts upstream. Everyone can help maintain and improve drinking water supplies through the following actions:

- Properly dispose of pharmaceuticals, household chemicals, oils and paints. Materials can impact water ways if poured down the drain, flushed down the toilet, or dumped on the ground.
- Check for leaks from automobiles and heating fuel tanks. Clean up any spills using an absorbent material like cat litter. Sweep up the material and put it in a sealed bag. Check with the local refuse facility for proper disposal.
- Clean up after your pets and limit the use of fertilizers and pesticides.
- Take part in watershed activities.

**Report any spills, illegal dumping or suspicious activity to California Governor's Office of Emergency Services (Cal OES) Warning Center here: (800) 852-7550**

## FOR MORE INFORMATION

To learn more about your water supply and local activities, visit us online at [californiaamwater.com](http://californiaamwater.com) or contact the Water Quality and Environmental Compliance Personnel: Shilpa Singh at 916-568-4221.

## WHAT ARE WE DOING?

**Here are a few of the efforts underway to protect our shared water resources:**



**Community Involvement:** We have a proactive public outreach program to help spread the word and get people involved. This includes school education, contests, and other community activities.

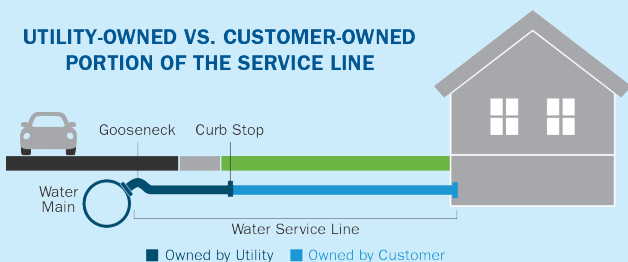


**Environmental Grant Program:** Each year, we fund projects that improve water resources in our local communities.

# About Lead

If present, elevated levels of lead can cause serious health problems, especially for pregnant women and young children. Lead in drinking water is primarily from materials and components associated with service lines and home plumbing. American Water is responsible for providing high quality drinking water but cannot control the variety of materials used in plumbing components. When your water has been sitting for several hours, you can minimize the potential for lead exposure by flushing your tap for 30 seconds to 2 minutes before using water for drinking or cooking. If you are concerned about lead in your water, you may wish to have your water tested. Information on lead in drinking water, testing methods, and steps you can take to minimize exposure is available from the Safe Drinking Water Hotline or at <http://www.epa.gov/safewater/lead>.

## UTILITY-OWNED VS. CUSTOMER-OWNED PORTION OF THE SERVICE LINE



Please note: This diagram is a generic representation. Variations may apply.

## The most common source of lead in tap water is from the customer's plumbing and their service line.

The utility-owned water mains are not made of lead; however, the water service line that carries the water from the water main in the street to your home could be. Homeowners' service lines may be made of lead, copper, galvanized steel or plastic. You can assess your service line material where it enters your home, typically in your basement, crawl space or garage, near the inlet valve.

### REDUCING YOUR POTENTIAL EXPOSURE

You cannot see, smell or taste lead, and boiling water will not remove lead. Here are steps you can take to reduce your potential exposure if lead exists in your home plumbing.

### CHECK YOUR PLUMBING AND SERVICE LINE

If you live in an older home, consider having a licensed plumber check your plumbing for lead. If your service line is made of lead, and you're planning to replace it, be sure to contact us at 1-888-237-1333.



**1. Flush your taps.** The longer the water lies dormant in your home's plumbing, the more lead it might contain. If the water in your faucet has gone unused for more than six hours, flush the tap with cold water for 30 seconds to two minutes before drinking or using it to cook. To conserve water, catch the running water and use it to water your plants.



**2. Use cold water for drinking and cooking.** Hot water has the potential to contain more lead than cold water. If hot water is needed for cooking, heat cold water on the stove or in the microwave.



**3. Routinely remove and clean all faucet aerators.**



**4. Look for the "Lead Free" label** when replacing or installing plumbing fixtures.



**5. Follow manufacturer's instructions for replacing water filters** in household appliances, such as refrigerators and ice makers, as well as home water treatment units and pitchers. Look for NSF 53 certified filters.



**6. Flush after plumbing changes.** Changes to your service line, meter, or interior plumbing may result in sediment, possibly containing lead, in your water supply. Remove the strainers from each faucet and run the water for 3 to 5 minutes.







# Determining Your Service Line Material

Homeowners' service lines are most commonly made of lead, copper, galvanized steel or plastic. Homes built before 1930 are more likely to have lead plumbing systems.

## There are different ways that you can determine if you have a lead service line.

- You can access your service line material where it enters your home, typically in your basement, crawl space or garage, near the inlet valve and identify the pipe material using the chart on the right.
- A licensed and insured plumber can inspect your pipes and plumbing.
- Lead test kits can be purchased at local hardware and home improvement stores. These kits are used to test paint, but can also be used to test pipe – not the water inside. Look for an EPA recognized kit. Wash your hands after inspecting plumbing and pipes.


## TYPES OF PIPE

	• Galvanized: A dull, silver-gray color. Use a magnet - strong magnets will typically cling to galvanized pipes.
	• Copper: The color of a copper penny.
	• Plastic: Usually white, rigid pipe that is jointed to water supply piping with a clamp. Note: It can be other colors, including blue and black.
	• Lead: A dull, silver-gray color that is easily scratched with a coin. Use a magnet - strong magnets will <u>not</u> cling to lead pipes.

## YOUR SERVICE LINE MATERIAL

At California American Water, providing safe, reliable water service is our top priority. The Lead and Copper Rule Revisions finalized in 2021 require that all water providers share with customers the material of the utility-owned and customer-owned service lines that provide water to their property.

Please note: if your service lines contain lead, it does not mean you cannot use water as you normally do. California American Water tests for lead in drinking water and our water meets state and federal water quality regulations, including those set for lead. For added protection and to comply with the new legislation, we will be removing lead and lead/galvanized piping from service lines over time. For more information on lead in drinking water, please visit <https://www.amwater.com/caaw/Water-Quality-Wastewater-Information/Lead-and-Drinking-Water/>



# Important Information About **Drinking Water**

## **FLUORIDE**

Fluoride is a naturally occurring substance. It can be present in drinking water from two sources:

1. **By nature** when groundwater comes into contact with fluoride-containing minerals naturally present in the earth; or
2. **By a water purveyor** through addition of fluoride to the water they are providing in the distribution system.

The West Placer System does not have groundwater sources but purchases fluoridated surface water from the Placer County Water Agency through the City of Roseville. The fluoride levels are adjusted by City of Roseville to achieve an optimal fluoride level of 0.7 parts per million (ppm) and a control range of 0.6 ppm to 1.2 ppm to comply with the state's Water Fluoridation Standards. If you have any questions on fluoride, please call California American Water's Customer Service Center at (888) 237-1333.





# Important Information About **Drinking Water**

## PFAS

Per- and polyfluoroalkyl substances (PFAS) are manufactured chemicals used in many household products including nonstick cookware (e.g., Teflon™), stain repellants (e.g., Scotchgard™), and waterproofing (e.g., GORE-TEX™). They are also used in industrial applications such as in firefighting foams and electronics production. There are thousands of PFAS chemicals, and they persist in the environment. Two well-known PFAS chemicals are perfluorooctanoic acid (PFOA) and perfluorooctane sulfonic acid (PFOS). These were phased out of production in the United States and replaced by hexafluoropropylene oxide-dimer acid (commonly known as GenX), perfluorobutane sulfonic acid (PFBS) and others.

California American Water has performed voluntary sampling to better understand occurrence of certain PFAS in drinking water sources. This sampling allows us to be better prepared as U.S. EPA has finalized drinking water standards for six PFAS chemicals. For more information on the PFAS drinking water standards, please visit <https://www.epa.gov/sdwa/and-polyfluoroalkyl-substances-pfas>. Additionally, in 2023, West Placer System began testing our drinking water for 29 PFAS chemicals through our participation in the U.S. EPA Unregulated Contaminant Monitoring Rule program, or UCMR. Through the UCMR program, water systems collect data on a group of contaminants that are currently not regulated in drinking water at the federal level. U.S. EPA uses this information when deciding if it needs to create new drinking water limits. If you are interested in examining the results, please contact Shilpa Singh (Water Quality and Environmental Compliance Manager) at 916-568-4221.

The science and regulation of PFAS and other contaminants is always evolving, and California American Water strives to be a leader in research and development. PFAS contamination is one of the most rapidly changing areas in the drinking water field. We have invested in our own independent research, as well as engaging with other experts in the field to understand PFAS occurrence in the environment. We are also actively assessing treatment technologies that can effectively remove PFAS from drinking water, because we believe that investment in research is critically important to addressing this issue.



Our scientists and engineers are experts in addressing this important issue and have a long history of researching and addressing contaminants of concern in our water. We continue to focus on water quality and treatment technologies and processes that can effectively remove PFAS from drinking water.

**Lauren Weinrich, Ph.D.**

Principal Scientist,  
Water Research and Development





## Water Quality Results

### **WATER QUALITY STATEMENT**

We are pleased to report that during calendar year 2024, the results of testing of your drinking water complied with all state and federal drinking water requirements.

For your information, we have compiled a list in the table below showing the testing of your drinking water during 2024. The Division of Drinking Water allows us to monitor for some contaminants less than once per year because the concentration of the contaminants does not change frequently. Some of our data, though representative, are more than one year old.



# Definition of Terms

These are terms that may appear in your report.

**Action Level (AL):** The concentration of a contaminant, which, if exceeded, triggers treatment or other requirements, that a water system must follow.

**DDW:** Division of Drinking Water

**Level 1 Assessment:** A Level 1 assessment is a study of the water system to identify potential problems and determine (if possible) why total coliform bacteria have been found in our water system.

**Level 2 Assessment:** A Level 2 assessment is a very detailed study of the water system to identify potential problems and determine (if possible) why an E. coli MCL violation has occurred and/or why total coliform bacteria have been found in our water system on multiple occasions.

**LRAA:** Locational Running Annual Average

**Maximum Contaminant Level (MCL):** The highest level of a contaminant that is allowed in drinking water. MCLs are set as close to the MCLGs as feasible using the best available treatment technology. Secondary MCLs (SMCL) are set to protect the odor, taste, and appearance of drinking water.

**Maximum Contaminant Level Goal (MCLG):** The level of a contaminant in drinking water below which there is no known or expected risk to health. MCLGs allow for a margin of safety.

**Maximum Residual Disinfectant Level (MRDL):** The highest level of disinfectant allowed in drinking water. There is

convincing evidence that addition of a disinfectant is necessary for control of microbial contaminants.

**Maximum Residual Disinfectant Level Goal (MRDLG):** The level of a drinking water disinfectant below which there is no known or expected risk to health.

MRDLGs do not reflect the benefits of the use of disinfectants to control microbial contaminants.

**MFL:** Million fibers per liter.

**micromhos per centimeter ( $\mu\text{mhos/cm}$ ):** A measure of electrical conductance.

**NA:** Not applicable

**N/A:** No data available

**ND:** Not detected

**Nephelometric Turbidity Units (NTU):** Measurement of the clarity, or turbidity, of the water.

**Notification Level (NL):** The concentration of a contaminant, which, if exceeded, requires notification to DDW and the consumer. Not an enforceable standard.

**pH:** A measurement of acidity, 7.0 being neutral.

**picocuries per liter (pCi/L):** Measurement of the natural rate of disintegration of radioactive contaminants in water (also beta particles).

**parts per billion (ppb):** One part substance per billion parts water, or micrograms per liter.

**parts per million (ppm):** One part substance per million parts water, or

milligrams per liter.

**parts per trillion (ppt):** One part substance per trillion parts water, or nanograms per liter.

**Primary Drinking Water Standard (PDWS):** MCLs for contaminants that affect health along with their monitoring and reporting requirements and water treatment requirements.

**Public Health Goal (PHG):** The level of a contaminant in drinking water below which there is no known or expected risk to health. PHGs are set by the California EPA.

**RAA:** Running Annual Average

**Secondary Maximum Contaminant Level (SMCL):** Secondary MCLs are set to protect the odor, taste, and appearance of drinking water.

**SWRCB:** State Water Resources Control Board

**TON:** Threshold Odor Number

**Total Dissolved Solids (TDS):** An overall indicator of the amount of minerals in water.

**Treatment Technique (TT):** A required process intended to reduce the level of a contaminant in drinking water.

**Variances and Exemptions:** State or EPA permission not to meet an MCL or utilize a treatment technique under certain conditions.

**%:** Percent

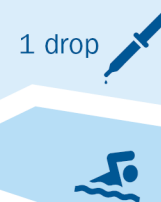
## MEASUREMENTS

### Parts Per Million



1 drop  
in a 10 gallon fish tank

### Parts Per Billion



1 drop  
in a 10,000 gallon swimming pool

### Parts Per Trillion



1 drop  
in 35 junior size Olympic pools

# Water Quality Results

California American Water conducts extensive monitoring to determine if your water meets all water quality standards. The detections of our monitoring are reported in the following tables. While most monitoring was conducted in 2024, certain substances are monitored less than once per year because the levels do not change frequently. For help with interpreting the tables below, see the “Definition of Terms” on the previous page. Some unregulated substances are measured, but maximum contaminant levels have not been established by the government. These contaminants are shown for your information.

**NOTE:** Regulated contaminants not listed in this table were not found in the treated water supply.

## DISINFECTION BYPRODUCTS - Collected in the Distribution System

Substance (with units)	Year Sampled	Compliance Achieved	MRDLG	MCL	Highest LRAA	Range Detected	Typical Source
Total Trihalomethanes (TTHMs) (ppb)	2024	Yes	N/A	80	47	22 to 62	By-product of drinking water disinfection.
Haloacetic Acids (HAA5s) (ppb)	2024	Yes	N/A	60	27	17 to 39	By-product of drinking water disinfection.

NOTE: Compliance is based on the running annual average at each location (LRAA). The Highest LRAA reflects the highest average at any location and the Range Detected reflects all samples used to calculate the running annual averages.

## DISINFECTANTS - Collected in the Distribution System

Substance (with units)	Year Sampled	Compliance Achieved	MRDLG	MRDL	Minimum Chlorine Residual	Compliance Result <sup>2</sup>	Range Detected	Typical Source
Distribution System Chlorine Residual (ppm) <sup>1</sup>	2024	Yes	4	4	0.69	0.76	0.69 to 0.78	Water additive used to control microbes.

1-Data represents the average of chlorine residuals measured throughout our distribution system.

2-Data represents the highest running annual average.

## TREATMENT BYPRODUCTS PRECURSOR REMOVAL - Collected at the Treatment Plant (City of Roseville)

Substance (with units)	Year Sampled	Compliance Achieved	MCLG	MCL	Range of % Removal Required	Range of % Removal Achieved	Range Detected <sup>3</sup>	Typical Source
Total Organic Carbon (TOC) (ppm)	2024	Yes	N/A	TT	N/A	N/A	0.63 - 1.1	Naturally present in the environment.

3-Source water TOC less than 2.0 mg/L used as alternative criteria to exempt from removal ratio requirements for surface water sources. Values given represents maximum running annual average of any quarter during 2024 for each source.



TURBIDITY - Continuous Monitoring at the Treatment Plant (City of Roseville)							
Substance (with units)	Year Sampled	Compliance Achieved	MCLG	MCL	Highest Single Measurement and Lowest Monthly % of Samples $\leq 0.3$ NTU	Sample Date of Highest and Lowest Compliance Result	Typical Source
Turbidity (NTU)	2024	Yes	0	TT: Single result $> 1$ NTU	0.02	N/A	Soil runoff.
	2024	Yes	N/A	TT: At least 95% of samples $\leq 0.3$ NTU	100%	N/A	Soil runoff.

PRIMARY REGULATED SUBSTANCES – Collected at the Intertie, and/or Drinking Water Storage Tank									
Substance (with units)	Year Sampled	Compliance Achieved	MCL	PHG (MCLG)	West Placer		City of Roseville		Typical Source
					Average Compliance Results	Range Detected	Average Compliance Results	Range Detected	
Fluoride (ppm) <sup>4</sup>	2024	Yes	2.0 (0.6 - 1.2) <sup>5</sup>	1	0.66	0.61 to 0.79	0.63	0.4 to 0.8	Water additive that promotes strong teeth
Xylenes (ppm)	2024	Yes	1.75	1.8	ND	ND to 0.0006	N/A	N/A	Discharge from petroleum and chemical factories; fuel solvent

4 - Fluoride Control Range, not an MCL. Information about fluoridation, oral health, and current issues is available from [http://www.swrcb.ca.gov/drinking\\_water/certlic/drinkingwater/Fluoridation.shtml](http://www.swrcb.ca.gov/drinking_water/certlic/drinkingwater/Fluoridation.shtml)

5 - Data collected in the distribution system.

SECONDARY REGULATED SUBSTANCES – Intertie, and/or Distribution System								
Substance (with units)	Year Sampled	Compliance Achieved	SMCL <sup>6</sup>	West Placer		City of Roseville		Typical Source
				Average Compliance Results	Range Detected	Average Compliance Results	Range Detected	
Chloride (ppm)	2024	Yes	500	3.2	2.8 to 3.7	2.3	2.3	Erosion or leaching of natural deposits
Specific Conductance (umhos/cm)	2024	Yes	1600	86	79 to 99	74	74	Substances that form ions when in water; Seawater influence
Sulfate (ppm)	2024	Yes	500	6.2	5.7 to 6.6	4.4	4.4	Runoff/leaching from natural deposits; Industrial wastes
Total Dissolved Solids (ppm)	2024	Yes	1000	56	52 to 59	56	56	Runoff/leaching from natural deposits
Turbidity (NTU)	2024	Yes	5	1.4	0.1 to 12	0.02	0.02 to 0.19	Soil runoff
Odor—Threshold (TON)	2021, 2023	Yes	3	ND	ND	3	3	Naturally-occurring organic materials

6 - Substances with Secondary MCLs do not have MCLGs; these limits are primarily established to address aesthetic concerns

**OTHER SUBSTANCES OF INTEREST – Intertie, and/or Drinking Water Storage Tank**

Substance (with units)	Year Sampled	PHG (NL)	West Placer		City of Roseville		Comments
			Average Detected	Range Detected	Average Detected	Range Detected	
Total Alkalinity as CaCO <sub>3</sub> (ppm)	2023 - 2024	N/A	29	25 to 31	25	25	
Calcium (ppm)	2023 - 2024	N/A	7.3	5.9 to 9.1	7.4	7.4	Runoff/leaching from natural deposits
Magnesium (ppm)	2021, 2023	N/A	2.0	2.0	1.4	1.4	Runoff/leaching from natural deposits
pH	2023 - 2024	N/A	8.5	8.2 to 8.9	8.4	7.5 to 9.4	pH is a measure of the acid/base properties of water.
Sodium (ppm)	2021, 2023	N/A	4.4	4.4	3.2	3.2	"Sodium" refers to the salt present in the water and is generally naturally occurring.
Total Hardness as CaCO <sub>3</sub> (ppm)	2023 - 2024	N/A	25	21 to 29	24	24	"Hardness" is the sum of polyvalent cations present in the water, generally magnesium and calcium. The cations are usually naturally occurring
Total Hardness as CaCO <sub>3</sub> (grains/gallon)	2023 - 2024	N/A	1.5	1.2 to 1.7	1.4	1.4	
Aggressive Index	2023 - 2024	N/A	11.1	10.8 to 11.4	9.36	9.36	An indicator of the corrosivity of water
Dichlorodifluoromethane (Freon 12) (ppm)	2021, 2024	(1.0)	0.0039	ND to 0.023	N/A	N/A	Exposures resulted in reduced body weight in rats.



## UNREGULATED CONTAMINANT MONITORING

Unregulated contaminants are those for which the EPA has not established drinking water standards. The purpose of unregulated contaminant monitoring is to assist the EPA in determining the occurrence of unregulated contaminants in drinking water and whether future regulation is necessary. Every five years, the EPA issues a new list of no more than 30 unregulated contaminants to be monitored. If you are interested in examining the results, please contact Shilpa Singh (Water Quality and Environmental Compliance Manager) at 916-568-4221. The table below provides information on the unregulated contaminants that were detected in the water system under the current round of monitoring.

UNREGULATED CONTAMINANT MONITORING (UCMR 4) – 2018 TO 2020 PERIOD							
Parameter (with units)	Year Sampled	PHG (NL)	Antelope		City of Roseville		Typical Source/Notes
			Average Detected	Range Detected	Average Detected	Range Detected	
Manganese (ppb) <sup>7</sup>	2019 – 2020	(500)	N/A	N/A	3.9	ND to 8.6	Leaching from natural deposits
HAA6Br (ppb)	2019 – 2020	N/A	N/A	N/A	0.62	ND to 1.5	By-product of drinking water disinfection
HAA9 (ppb)	2019 – 2020	N/A	N/A	N/A	18.3	ND to 23	By-product of drinking water disinfection
Germanium (ppb)	2019 – 2020	N/A	N/A	N/A	0.14	ND to 1.2	

7 - Manganese has a Secondary MCL of 50 ppb.

UNREGULATED CONTAMINANT MONITORING (UCMR 5) – 2023 TO 2025 PERIOD							
Parameter (with units)	Year Sampled	PHG (NL)	Antelope		City of Roseville		Typical Source/Notes
			Average Detected	Range Detected	Average Detected	Range Detected	
Lithium (ppb)	2023 - 2024	N/A	ND	ND	7.3	ND to 63	Leaching from natural deposits



Every Drop  
Counts

## Six Simple Steps to Save Water



### **Fix any leaking faucets.**

One drop every 2 seconds from a leaky faucet wastes 2 gallons of water every day. That's water — and money — down the drain.



**Don't let faucets run when brushing, shaving, or washing the dishes.** Just turning off the water while you brush can save 200 gallons a month.



**Run washing machines and dishwashers only when they are full**, or select the properly-sized wash cycle for the current laundry load.



**Install water-saving shower heads and faucet aerators** in the bathroom and kitchen (available at most home improvement stores and some supermarkets).



**Don't wash your car at home.** A car wash uses much less water and often recycles it, too.



**Turn off automatic lawn and garden sprinklers** when it's raining outside and at the end of the growing season.

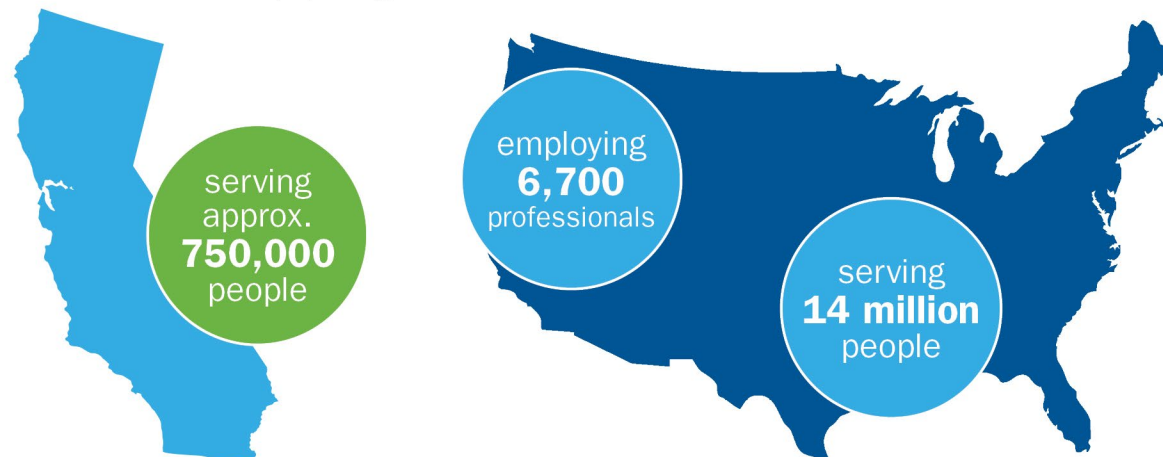




## About Us

**American Water (NYSE: AWK)** is the largest regulated water and wastewater utility company in the United States. With a history dating back to 1886, We Keep Life Flowing® by providing safe, clean, reliable and affordable drinking water and wastewater services to more than 14 million people with regulated operations in 14 states and on 18 military installations. American Water's 6,700 talented professionals leverage their significant expertise and the company's national size and scale to achieve excellent outcomes for the benefit of customers, employees, investors and other stakeholders.

**California American Water**, a subsidiary of American Water, provides safe, clean and reliable water and wastewater services to approximately 750,000 people. For more information, visit [californiaamwater.com](https://californiaamwater.com) and follow us on Facebook, X, Instagram and YouTube.



## CALIFORNIA AMERICAN WATER FACTS AT A GLANCE

- **COMMUNITIES SERVED**  
88 communities in  
10 counties
- **PEOPLE SERVED**  
Approx. 750,000 people
- **EMPLOYEES**  
298
- **SYSTEM DELIVERY**  
73.8 million gallons per day (MGD) of  
water is produced and treated
- **MILES OF PIPELINE**  
2,337 miles of water pipeline  
and 48.4 miles of wastewater pipe
- **STORAGE**  
187 water storage facilities

# How to Contact Us

If you have any questions about this report, your drinking water, or service, please contact California American Water's Customer Service Center Monday to Friday, 7 a.m. to 7 p.m. at 1-888-237-1333.

## WATER INFORMATION SOURCES

California American Water:

[www.californiaamwater.com](http://www.californiaamwater.com)

State Water Resources Control Board (State Board),  
Division of Drinking Water (DDW):

[www.waterboards.ca.gov/drinking\\_water/programs/index.shtml](http://www.waterboards.ca.gov/drinking_water/programs/index.shtml)

United States Environmental Protection Agency (USEPA):

[www.epa.gov/safewater](http://www.epa.gov/safewater)

Safe Drinking Water Hotline: (800) 426-4791

Centers for Disease Control and Prevention: [www.cdc.gov](http://www.cdc.gov)

American Water Works Association: [www.awwa.org](http://www.awwa.org)

Water Quality Association: [www.wqa.org](http://www.wqa.org)

National Library of Medicine/National Institute of Health:

[www.nlm.nih.gov/medlineplus/drinkingwater.html](http://www.nlm.nih.gov/medlineplus/drinkingwater.html)

**This report contains important information about your drinking water. Translate it, or speak with someone who understands it at 1-888-237-1333.**

This report contains important information about your drinking water. Translate it, or speak with someone who understands it at 1-888-237-1333.

Este informe contiene información muy importante sobre su agua potable. Tradúzcalo o hable con alguien que lo entienda bien al 1-888-237-1333.

Ntawm no yog ib co lus qhia tseem ceeb heev txog koj cov dej seb huv npaum li cas. Yog tias koj xav tau kev pab txhais cov lus qhia no, thov hu rau peb ntawm 1-888-237-1333.

這是關於您的水質的十分重要的資訊。如果您需要幫助翻譯此資訊請致電 **1-888-237-1333** 與我們聯繫。

आपके पानी की गुणवत्ता के बारे में यह बहुत महत्वपूर्ण सूचना है। यदि इस सूचना के अनुवाद के लिए आपको सहायता की जरूरत हो, तो कृपया **1-888-237-1333** र हमें काल करें।

Это очень важная информация о качестве Вашей воды. Если Вам требуется перевод этой информации, позвоните нам по телефону **1-888-237-1333**.

Ito ay isang napakahalagang impormasyon tungkol sa kalidad ng iyong tubig. Kung iyong kailangan ng tulong sa pagsalin ng impormasyon na ito, mangyaring tumawag sa amin sa 1-888-237-1333.

Đây là thông tin rất quan trọng về chất lượng nước của quý vị. Nếu quý vị cần thông dịch thông tin này, xin gọi chúng tôi theo số 1-888-237-1333.