



# 2019 ANNUAL WATER QUALITY REPORT

WEST PLACER | PWS ID: 3110150



CALIFORNIA  
AMERICAN WATER

WE KEEP LIFE FLOWING™



RICHARD SVINDLAND  
President

## A Message from California American Water President RICHARD SVINDLAND

Dear California American Water Customer,

Having access to safe, clean water is something that can be easily taken for granted. At California American Water, our top priority is providing safe, reliable drinking water to our more than 690,000 customers.

I am pleased to share with you our 2019 Consumer Confidence Report, which is a testament to the hard work and dedication of our employees who work to provide high quality drinking water.

During the COVID-19 public health emergency, California American Water activated business continuity plans to strengthen our ability to provide reliable, high quality service to our customers, continue to deliver water and wastewater services and protect our employees and customers.

According to the U.S. Environmental Protection Agency (USEPA) based on current research, the risk to water supplies is low. The USEPA has also relayed that Americans can continue to use and drink water from their tap as usual.

California American Water remains committed to the delivery of safe, reliable water. That includes operation of drinking water treatment barriers, which provide an added layer of protection that includes filtration and disinfection of our surface water supplies (e.g., those from lakes, reservoirs or rivers) and disinfection of our groundwater sources (e.g., underground wells).

We have rigorous safeguards in place to help provide water to you that meets or surpasses increasingly stringent water quality standards. Across California, we conducted approximately 650 different tests on over 25,000 water samples for nearly 3,000 constituents last year. We are proud and pleased to confirm that those tests showed that we met every primary and secondary state and federal water quality standard.

**SERVICE:** Last year, we invested more than \$74 million in water infrastructure in the California communities we serve. This investment helps maintain the safety and reliability of the facilities and technology needed to draw, treat, and distribute water.

**VALUE:** While costs to provide water service continue to increase across the country, our investments help us provide high quality water service that remains an exceptional value for such an essential service.

We are proud to continue to supply water that meets or surpasses all state and federal water quality standards. If you have any questions or concerns, you can contact us by phone, email, online at [www.californiaamwater.com](http://www.californiaamwater.com), or in person at our local Customer Center. Please take the time to review this report. It provides details about the source and quality of your drinking water, using data from water-quality testing conducted for your local system between January and December 2019.

Sincerely,

RICHARD SVINDLAND  
President

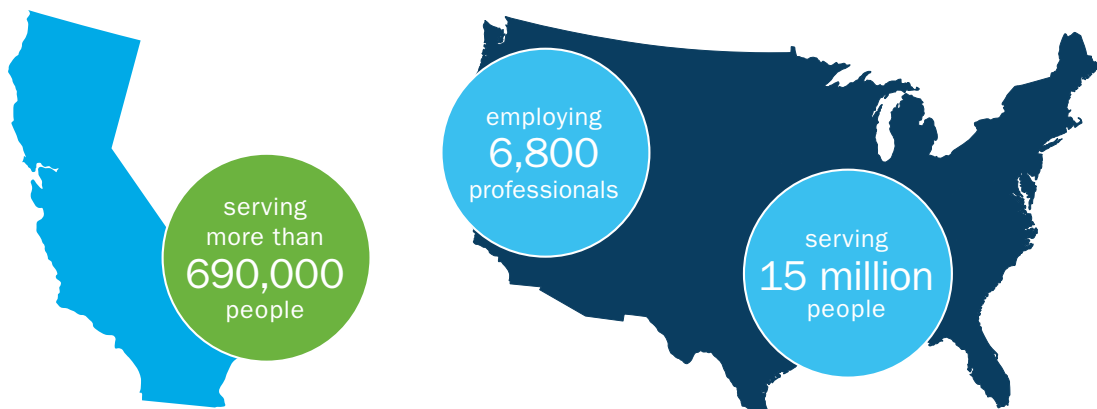



# OUR COMMITMENT TO QUALITY

Once again, we proudly present our Annual Water Quality Report, also referred to as a Consumer Confidence Report (CCR). This CCR covers compliance testing completed through December 2019. As in the past, we are committed to delivering high quality drinking water. To that end, we remain vigilant in meeting the challenges of source water protection, water conservation, environmental compliance, sustainability and community education while continuing to serve the needs of all our water users.

## ABOUT CALIFORNIA AMERICAN WATER (CAW) AND AMERICAN WATER (AW)

California American Water, a subsidiary of American Water Works Company, Inc. (NYSE: AWK), provides high quality and reliable water and/or wastewater services to more than 690,000 people. With a history dating back to 1886, American Water is the largest and most geographically diverse U.S. publicly traded water and wastewater utility company. The company employs more than 6,800 dedicated professionals who provide regulated and market-based drinking water, wastewater and other related services to 15 million people in 46 states. American Water provides safe, clean, affordable and reliable water services to our customers to help keep their lives flowing. For more information, visit [amwater.com](http://amwater.com) and follow American Water on Twitter, Facebook and LinkedIn.



A photograph of a smiling man with a beard, wearing a white long-sleeved shirt, sitting on a light-colored couch. He is looking at a laptop screen. The background is a bright, modern living room with a white chair and a guitar visible.

# WHAT IS A CONSUMER CONFIDENCE REPORT (CCR)?

The CCR is an annual water quality report containing data that California American Water and all associated water suppliers collected during 2019. CCRs let consumers know what contaminants, if any, are in their drinking water as well as related health effects. CCRs also include details about where your water comes from and how it is treated. Additionally, they educate customers on what it takes to deliver safe drinking water and highlight the need to protect drinking water sources.

In 2019, we collected numerous samples at various sampling points in your water system. The water quality data presented is a combination of data compiled from American Water's nationally recognized water quality laboratory and local commercial laboratories, all certified in drinking water testing by the State Board's Division of Drinking Water. If you have any questions about this report or your drinking water, please contact our Customer Service Center at (888) 237-1333.

A landscape photograph showing a large body of water (Folsom Lake) in the background, a single tree on a rocky shore in the middle ground, and a grassy hill in the foreground. The sky is overcast.

# ABOUT YOUR WATER

Water in the West Placer system is purchased from the Placer County Water Agency through the City of Roseville. This water comes from the Folsom Lake Reservoir. Drinking water treatment technologies used by the City of Roseville include coagulation, sedimentation, filtration, and disinfection. The pH of the water is adjusted to control corrosion in the distribution system, and fluoride is added to promote dental health.

## **NOTICE OF SOURCE WATER ASSESSMENT (SWA)**

A source water assessment was conducted for the City of Roseville’s water supply from Folsom Lake in December 2008. The source is considered most vulnerable to the following (associated with contaminants detected in the water supply): Folsom Lake State Recreation Area facilities (marina, restrooms, recreational areas, parking lots, and storm drains) and residential sewer and septic systems.

Although not associated with any detected contaminants, the source is also considered vulnerable to the following: illegal activities and dumping, fertilizer/pesticide/herbicide application, and high-density housing developments.

A copy of the complete source water assessment may be viewed at the California Department of Public Health, 1616 Capitol Avenue, Sacramento, CA 95899-7413.

You may request that a summary of the assessment be sent to you by contacting the City of Roseville Water Department at (916) 774-5750.



# WHAT ARE THE SOURCES OF CONTAMINANTS?

The sources of drinking water include rivers, lakes, streams, ponds, reservoirs, springs and wells. As water travels over the surface of the land or through the ground, it dissolves naturally occurring minerals and can pick up substances resulting from animal or human activity and even radioactive material. In order to ensure that tap water is safe to drink, USEPA and the State Water Resources Control Board set regulations limiting the amount of certain contaminants in water provided by public water systems. Contaminants that may be present in source water include:

## **ORGANIC CHEMICAL CONTAMINANTS**

including synthetic and volatile organic chemicals, which are by-products of industrial processes and petroleum production, and may also come from gas stations, urban stormwater runoff, agricultural application, and septic systems.

## **INORGANIC CONTAMINANTS**

such as salts and metals, which can be naturally occurring or may result from urban stormwater runoff, industrial or domestic wastewater discharges, oil and gas production, mining, or farming.

## **PESTICIDES AND HERBICIDES**

which may come from a variety of sources, such as agriculture, urban stormwater runoff, and residential uses.

## **MICROBIAL CONTAMINANTS**

such as viruses and bacteria, which may come from sewage treatment plants, septic systems, agricultural livestock operations, and wildlife.

## **RADIOACTIVE CONTAMINANTS**

which can be naturally occurring or may be the result of oil and gas production and mining activities.



# FLUORIDE & UCMR

## FLUORIDE

Fluoride is a naturally occurring substance. It can be present in drinking water from two sources:

1. **By nature** when groundwater comes into contact with fluoride-containing minerals naturally present in the earth; or
2. **By a water purveyor** through addition of fluoride to the water they are providing in the distribution system.

West Placer water purchased from PCWA is fluoridated; fluoride is added to the water supply at concentrations based on state fluoride regulations managed by the State Water Resources Control Board, Division of Drinking Water and the Office of Oral Health. According to these agencies, when fluoride is present in drinking water at optimal levels, it has been shown to promote oral health by preventing tooth decay.

---

## UNREGULATED CONTAMINANT MONITORING RULE (UCMR)

The USEPA created the Unregulated Contaminants Monitoring Rule (UCMR) to assist them in determining the occurrence of unregulated contaminants in drinking water and whether new regulations are warranted. The first Unregulated Contaminants Monitoring Rule (UCMR1) testing was completed in 2003 for a list of contaminants specified by the USEPA. Unregulated contaminants are those for which the USEPA has not established drinking water standards. UCMR2 testing was conducted by PCWA for their sources and distribution system between November 2008 and August 2009, and UCMR3 assessment monitoring was conducted between January 2013 and December 2016. The fourth cycle (UCMR4) began in January 2018 and is in various stages of implementation through December 2020. The results from the UCMR monitoring are reported directly to the USEPA. The results of this monitoring are incorporated in the data tables in this report as appropriate. For more information, contact our Customer Service Center at (888) 237-1333.



# LEAD

## LEAD

If present, elevated levels of lead can cause serious health problems, especially for pregnant women and young children. Lead in drinking water is primarily from materials and components associated with service lines and home plumbing. California American Water is responsible for providing high quality drinking water, but cannot control the variety of materials used in plumbing components.

There are steps that you can take to reduce your household's exposure to lead in drinking water. When your water has been sitting for several hours, you can minimize the potential for lead exposure by flushing your tap for 30 seconds to two minutes before using water for drinking or cooking. If you do so, you may wish to collect the flushed water and reuse it for another beneficial purpose, such as watering plants. For more information, please review our Lead and Drinking Water Fact Sheet at [www.amwater.com/caaw/water-quality/lead-and-drinking-water](http://www.amwater.com/caaw/water-quality/lead-and-drinking-water).

If you are concerned about lead in your water, you may wish to have your water tested. Information on lead in drinking water, testing methods, and steps you can take to minimize exposure is available from the Safe Drinking Water Hotline or at [www.epa.gov/lead](http://www.epa.gov/lead).





# CRYPTOSPORIDIUM

## CRYPTOSPORIDIUM

Cryptosporidium is a microbial pathogen found in surface waters throughout the U.S. Although filtration removes Cryptosporidium, the most commonly used filtration methods cannot guarantee 100% removal. Monitoring indicates the presence of these organisms in source water and/or finished water. Current test methods do not allow us to determine if the organisms are dead or if they are capable of causing disease. Ingestion of Cryptosporidium may cause cryptosporidiosis, an abdominal infection. Symptoms of infection include nausea, diarrhea, and abdominal cramps. Most healthy individuals can overcome the disease within a few weeks. However, immunocompromised people are at greater risk of developing life-threatening illness. We encourage immunocompromised individuals to consult their health care provider regarding appropriate precautions to take to avoid infection. Cryptosporidium must be ingested to cause disease, and it may be spread through means other than drinking water. You can obtain more information on appropriate means to lessen the risk of infection by Cryptosporidium and other microbial contaminants by calling the USEPA's Safe Drinking Water Hotline (800) 426-4791.

A photograph of a young woman with long dark hair, smiling broadly and looking off to the side. She is wearing a red jacket and holding a blue water bottle. The background is a blurred outdoor setting with trees and a bright sky.

## EDUCATIONAL & SPECIAL HEALTH INFORMATION

Drinking water, including bottled water, may reasonably be expected to contain at least small amounts of some contaminants. The presence of contaminants does not necessarily indicate that water poses a health risk. More information about contaminants and potential health effects can be obtained by calling the USEPA's Safe Drinking Water Hotline at (800) 426-4791.

Some people may be more vulnerable to contaminants in drinking water than the general population. Immunocompromised persons such as persons with cancer undergoing chemotherapy, persons who have undergone organ transplants, people with HIV/AIDS or other immune system disorders, some elderly, and infants may be particularly at risk for infections. These people should seek advice about drinking water from their health care providers. USEPA/Centers for Disease Control and Prevention (CDC) guidelines on appropriate means to lessen the risk of infection by microbial contaminants are available through the USEPA's Safe Drinking Water Hotline at (800) 426-4791.



# MEASUREMENTS

Water is sampled and tested consistently throughout the year to ensure the best possible quality. Contaminants are measured in:

- **Parts per million (ppm) or milligrams per liter (mg/L)**
- **Parts per billion (ppb) or micrograms per liter (µg/L)**
- **Parts per trillion (ppt) or nanograms per liter (ng/L)**
- **Grains per gallon (grains/gal)** – A measurement of water hardness often used for sizing household water softeners. One grain per gallon is equal to 17.1 mg/L of hardness.
- **MicroSiemens per centimeter (µS/cm)** – A measurement of a solution’s ability to conduct electricity.
- **Nephelometric Turbidity Units (NTU)** – A measurement of the clarity of water. Turbidity in excess of 5 NTU is noticeable to the average person.
- **PicoCuries per liter (pCi/L)** – A measurement of radioactivity in water.

## PARTS PER MILLION:


1 second  
in 12 days

## PARTS PER BILLION:

1 second  
in 32 years

## PARTS PER TRILLION:

1 second  
in 32,000 years



A woman with curly hair, wearing a red long-sleeved shirt, is sitting at a table in a kitchen, looking at a laptop. The background shows a kitchen sink, a window with a view of trees, and kitchen cabinets.

## HOW TO READ THIS TABLE

California American Water conducts extensive monitoring to determine if your water meets all water quality standards. The results of our monitoring are reported in the following tables. While most monitoring was conducted in 2019, certain substances are monitored less than once per year because the levels do not change frequently. For help with interpreting this table, see the “Definition of Terms” section.

- 1 Starting with a **Substance**, read across.
- 2 **Year Sampled** is usually in 2019 or year prior.
- 3 **MCL/MRDL/Action Level** shows the highest level of substance (contaminant) allowed.
- 4 **MCLG/PHG/MRDLG** is the goal level for that substance (this may be lower than what is allowed).
- 5 **Average Amount Detected** represents the measured amount (less is better).
- 6 **Range** tells the highest and lowest amounts measured.
- 7 A **No** under **Violation** indicates government requirements were met.
- 8 **Typical Source** tells where the substance usually originates.

Unregulated substances are measured, but maximum contaminant levels have not been established by the government.

## 2019 Annual Water Quality Results | West Placer

### Regulated Substances-Distribution System Monitoring: Disinfection By-products, Disinfectant Residuals, and Disinfection By-products Precursors

Substance (units)	Year Sampled*	MCL/MRDL	MRDLG	West Placer			City of Roseville		Violation	Major Sources in Drinking Water
				Average Amount Detected	Range		Average Amount Detected	Range Low - High		
					Low	High				
Chlorine (ppm)	2019	MRDL = 4.0	4.0	0.80	0.26	1.14	0.82	0.16 - 1.28	No	Treatment chemical used to disinfect drinking water
Fluoride (ppm) <sup>1</sup>	2019	0.6 - 1.2 <sup>2</sup>	NA	0.6	0.6	0.7	0.65	0.50 - 0.86	No	Water additive which promotes strong teeth
Haloacetic Acids (ppb) <sup>3</sup>	2019	60	NA	22	17	21	18	13 - 22	No	By-product of drinking water disinfection
Total Trihalomethanes (TTHM) (ppb) <sup>3</sup>	2019	80	NA	44	36	54	40	21 - 68	No	By-product of drinking water disinfection
Control of Disinfection By-Product Precursors (TOC) (ppm)	2019	Treatment requirement if average TOC >2	NA	NA	NA		1	0.7 - 1.2	No	Various natural and man-made sources

<sup>1</sup>The City of Roseville adjusts the natural level of fluoride in our water supply to be within the State Water Resources Control Board, Division of Drinking Water's recommended Fluoride Control Range.

<sup>2</sup> Fluoride Control Range, not an MCL.

<sup>3</sup> TTHM/HAA5- Although there is no collective MCLG for this contaminant group, there are individual MCLGs for some of the individual contaminants. Trihalomethanes: Bromodichloromethane (zero); bromoform (zero); chloroform (0.07mg/L); dibromochloromethane (0.06 mg/L). Haloacetic Acids: Dichloroacetic Acid (zero); Trichloroacetic Acid (0.02mg/L). Monochloroacetic Acid (0.07mg/L), Bromoacetic Acid and Dibromoacetic Acid are regulated with this group but have no MCLGs. The "Average Amount Detected" is the Highest Running Annual Average.

### Secondary Substances

Substance (units)	Year Sampled	SMCL <sup>4</sup>	West Placer**		City of Roseville		Violation	Major Sources in Drinking Water
			Average Amount Detected	Range Low - High	Average Amount Detected	Range Low - High		
Chloride (ppm)	2019	500	2.8	2.7 - 2.8	2.4	NA	No	Runoff/leaching from natural deposits; Seawater influence
Iron (ppb)	2018	300	ND	ND - 150	ND	NA	No	Leaching from natural deposits; Industrial wastes
Specific Conductance (mmhos/cm)	2019	1600	70	66 - 73	63	NA	No	Substances that form ions when in water; Seawater influence
Sulfate (ppm)	2019	500	5.0	NA	4.9	NA	No	Runoff/leaching from natural deposits; Industrial wastes
Total Dissolved Solids (ppm)	2019	1000	33	23 - 43	39	NA	No	Runoff/leaching from natural deposits
Turbidity (NTU)	2019	5	0.61	0.49 - 0.73		0.02 - 0.25	No	Runoff and leaching from fertilizer use; Leaching from septic tanks and sewage; Erosion of natural deposits

\*\* Water quality monitoring performed by California American Water where the City of Roseville water enters the West Placer system and in the Distribution system.

<sup>4</sup> Secondary MCLs are set to protect the odor, taste, and appearance of drinking water. These contaminants are not considered to present a risk to human health at the SMCL.

### Turbidity – A Measure of the Clarity of the Water (at the City of Roseville Treatment Facility)

Substance (units)	Year Sampled	MCL	PHG (MCLG)	Highest Single Measurement	Violation	Typical Source
Turbidity (NTU)	2019	TT = 1.0 NTU	NA	0.02	No	Soil runoff
		TT = 95% of samples < 0.3 NTU		100%		

### Lead and Copper (tap water samples from the West Placer distribution system)

Substance (units)	Year Sampled	Action Level	PHG (MCLG)	Number of Samples	Amount Detected (90th Percentile)	Homes Above Action Level	Violation	Typical Source
Copper (ppm)	2019	1.3	0.3	22	ND	0	No	Internal corrosion of household plumbing systems; Erosion of natural deposits; Leaching from wood preservatives
Lead (ppb)	2019	15	0.2	22	1.0	0	No	Internal corrosion of household plumbing systems; Erosion of natural deposits; Discharges from industrial manufacturers

**Unregulated Substances (Measured on the Water Leaving the City of Roseville Treatment Facility, within the City of Roseville Distribution System, or where the City of Roseville water enters the West Placer system)**

Substance (units)	Year Sampled	West Placer (sampled in 2018)		City of Roseville		Major Sources In Drinking Water
		Average Amount Detected	Range Low - High	Average Amount Detected	Range Low-High	
Vanadium (ppb)	2013-2014, 2018	ND	ND	0.44	0.26 - 0.69	Naturally Occuring Metal
Strontium (ppb)	2013-2014, 2018	24	ND - 47	41	32 - 53	Naturally Occuring Metal
Chromium (ppb)	2013-2014, 2018	ND	ND	1.05	ND - 4.2	Runoff/leaching from natural deposits or discharge from Industrial Facilities
Hexavalent Chromium (ppb)	2013-2014	NA		0.025	ND - 0.051	Runoff/leaching from natural deposits or discharge from Industrial Facilities
Chlorate (ppb)	2013-2014	NA		202	160 - 250	Oxidant used in pyrotechnics and possible by-product of water treatment
Germanium (ppb)	2019-2020	NA		0.14	ND - 1.2	Naturally Occuring Metal
Manganese (ppb)	2019-2020	NA		3.9	ND - 8.6	Naturally Occuring Metal
HAA6Br (ppb) <sup>5</sup>	2019-2020	NA		0.62	ND - 1.5	Byproduct of drinking water chlorination
HAA9 (ppb) <sup>6</sup>	2019-2020	NA		18.3	13 - 23	Byproduct of drinking water chlorination

<sup>5</sup> HAA6Br: Bromochloroacetic acid, bromodichloroacetic acid, dibromoacetic acid, dibromochloroacetic acid, monobromoacetic acid, and tribromoacetic acid.

<sup>6</sup> HAA9: Bromochloroacetic acid, bromodichloroacetic acid, chlorodibromoacetic acid, dibromoacetic acid, dichloroacetic acid, monobromoacetic acid, monochloroacetic acid, tribromoacetic acid, and trichloroacetic acid.

**Additional Water Quality Parameters of Interest**

This table shows average levels of additional water quality parameters which are often of interest to consumers. The averages shown here are calculated from the levels detected. Values may vary from day to day. There are no health-based limits for these substances in drinking water.

Substance (units)	Year Sampled	West Placer		City of Roseville	
		Average Amount Detected	Range Low-High	Average Amount Detected	Range Low-High
Alkalinity as CaCO3 (ppm)	2018 - 2019	47	18 - 75	21	NA
Bicarbonate as CaCO3 (ppm)	2018 - 2019	47	18 - 75	25	NA
Calcium (ppm)	2019	5.9	5.7 - 6.1	7.1	NA
Magnesium (ppm)	2018	2.0	1.6 - 2.3	1.1	NA
pH	2019	8.8	8.7 - 8.8	8.6	7.9 - 9.6
Sodium (ppm)	2018	5.0	4.0 - 6.0	3.1	NA
Total Hardness as CaCO3 (ppm)	2019	19	18 - 20	24	NA
Total Hardness as CaCO3 (grains/gallon)	2019	1.1	1.1 - 1.2	1.4	NA
Aggressive Index	2019	10.1	10.0 - 10.2	10.0	NA
Langlier Index	2019	NA	NA	-1.5	NA

"Hardness" is the sum of polyvalent cations present in the water, generally magnesium and calcium. The cations are usually naturally occurring.

"Sodium" refers to the salt present in the water and is generally naturally occurring.

\* The State allows us to monitor for some contaminants less than once per year because the concentrations of these contaminants do not change frequently. Some of our data, though representative, are more than one year old.

Additional Monitoring - In addition to the parameters in this table, other parameters were monitored for, including regulated pesticides, herbicides, petroleum by-products and metals. None of those parameters were detected in the water. If you have any questions about this report or your drinking water, please call Customer Service at 1-888-237-1333.



# DEFINITION OF TERMS

**Action Level (AL):** The concentration of a contaminant, which, if exceeded, triggers treatment or other requirements, that a water system must follow.

**DDW:** Division of Drinking Water

**LRAA:** Locational Running Annual Average

**Maximum Contaminant Level (MCL):** The highest level of a contaminant that is allowed in drinking water. MCLs are set as close to the MCLGs as feasible using the best available treatment technology. Secondary MCLs (SMCL) are set to protect the odor, taste, and appearance of drinking water.

**Maximum Contaminant Level Goal (MCLG):** The level of a contaminant in drinking water below which there is no known or expected risk to health. MCLGs allow for a margin of safety.

**Maximum Residual Disinfectant Level (MRDL):** The highest level of disinfectant allowed in drinking water. There is convincing evidence that addition of a disinfectant is necessary for control of microbial contaminants.

**Maximum Residual Disinfectant Level Goal (MRDLG):** The level of a drinking water disinfectant below which there is no known or expected risk to health. MRDLGs do not reflect the benefits of the use of disinfectants to control microbial contaminants.

**MFL:** Million fibers per liter.

**micromhos per centimeter ( $\mu\text{mhos/cm}$ ):** A measure of electrical conductance.

**NA:** Not applicable

**N/A:** No data available

**ND:** Not detected

**Nephelometric Turbidity Units (NTU):** Measurement of the clarity, or turbidity, of the water.

**Notification Level (NL):** The concentration of a contaminant, which, if exceeded, requires notification to DDW and the consumer. Not an enforceable standard.

**pH:** A measurement of acidity, 7.0 being neutral.

**picocuries per liter (pCi/L):** Measurement of the natural rate of disintegration of radioactive contaminants in water (also beta particles).

**parts per billion (ppb):** One part substance per billion parts water, or micrograms per liter.

**parts per million (ppm):** One part substance per million parts water, or milligrams per liter.

**parts per trillion (ppt):** One part substance per trillion parts water, or nanograms per liter.

**Primary Drinking Water Standard (PDWS):** MCLs for contaminants that affect health along with their monitoring and reporting requirements and water treatment requirements.

**Public Health Goal (PHG):** The level of a contaminant in drinking water below which there is no known or expected risk to health. PHGs are set by the California EPA.

**RAA:** Running Annual Average

**Secondary Maximum Contaminant Level (SMCL):** Secondary MCLs are set to protect the odor, taste, and appearance of drinking water.

**SWRCB:** State Water Resources Control Board

**TON:** Threshold Odor Number

**Total Dissolved Solids (TDS):** An overall indicator of the amount of minerals in water.

**Treatment Technique (TT):** A required process intended to reduce the level of a contaminant in drinking water.

**Variations and Exemptions:** State or USEPA permission not to meet an MCL or utilize a treatment technique under certain conditions.

**%:** Percent



# HOW TO CONTACT US

If you have any questions about this report, your drinking water, or service, please call California American Water's Customer Service toll free at (888) 237-1333.

## WATER INFORMATION SOURCES

**California American Water**  
[www.californiaamwater.com](http://www.californiaamwater.com)

**State Water Resources Control Board (State Board), Division of Drinking Water (DDW)**  
[www.waterboards.ca.gov/drinking\\_water/programs/index.shtml](http://www.waterboards.ca.gov/drinking_water/programs/index.shtml)

**United States Environmental Protection Agency (USEPA)**  
[www.epa.gov/safewater](http://www.epa.gov/safewater)

**Safe Drinking Water Hotline**  
(800) 426-4791

**Centers for Disease Control and Prevention**  
[www.cdc.gov](http://www.cdc.gov)

**American Water Works Association**  
[www.awwa.org](http://www.awwa.org)

**Water Quality Association**  
[www.wqa.org](http://www.wqa.org)

**National Library of Medicine/National Institute of Health**  
[www.nlm.nih.gov/medlineplus/drinkingwater.html](http://www.nlm.nih.gov/medlineplus/drinkingwater.html)

This report contains important information about your drinking water. Translate it, or speak with someone who understands it at (888) 237-1333.

Este informe contiene información muy importante sobre su agua potable. Tradúzcalo o hable con alguien que lo entienda bien al (888) 237-1333.

Ntawm no yog ib co lus qhia tseem ceeb heev txog koj cov dej seb huv npaum li cas. Yog tias koj xav tau kev pab txhais cov lus qhia no, thov hu rau peb ntawm (888) 237-1333.

這是關於您的水質的十分重要的資訊。如果您需要幫助翻譯此資訊請致電(888) 237-1333 與我們聯繫。

आपके पानी की गुणवत्ता के बारे में यह बहुत महत्वपूर्ण सूचना है। यदि इस सूचना के अनुवाद के लिए आपको सहायता की जरूरत हो, तो कृपया (888) 237-1333 पर हमें काल करें।

Это очень важная информация о качестве Вашей воды. Если Вам требуется перевод этой информации, позвоните нам по телефону (888) 237-1333.

Ito ay isang napakahalagang impormasyon tungkol sa kalidad ng iyong tubig. Kung iyong kailangan ng tulong sa pagsalin ng impormasyon na ito, mangyaring tumawag sa amin sa (888) 237-1333.

Đây là thông tin rất quan trọng về chất lượng nước của quý vị. Nếu quý vị cần thông dịch thông tin này, xin gọi chúng tôi theo số (888) 237-1333.