Consumer Confidence Report Certification Form
(To be submitted with a copy of the CCR)

Water System Name:	City of Seal Beach
Water System Number:	CA3010041

The water system named above hereby certifies that its Consumer Confidence Report was distributed on 6/24/2026 (*date*) to customers (and appropriate notices of availability have been given). Further, the system certifies that the information contained in the report is correct and consistent with the compliance monitoring data previously submitted to the State Water Resources Control Board, Division of Drinking Water (DDW).

Certified by:

Name: Sean Low	Title: Deputy Director of Public Works - M/U
Signature:	Date: 7/23/2026
Phone number: 562-431-2527 ext. 1433	

To summarize report delivery used and good-faith efforts taken, please complete this page by checking all items that apply and fill-in where appropriate:

X CCR was distributed by mail or other direct delivery methods (attach description of other direct delivery methods used).

CCR was distributed using electronic delivery methods described in the Guidance for Electronic Delivery of the Consumer Confidence Report (water systems utilizing electronic delivery methods must complete the second page).

X "Good faith" efforts were used to reach non-bill paying consumers. Those efforts included the following methods:

- X Posting the CCR at the following URL: www.https://www.sealbeachca.gov
- X Mailing the CCR to postal patrons within the service area (attach zip codes used) 90740, 90743
- Advertising the availability of the CCR in news media (attach copy of press release)
- Publication of the CCR in a local newspaper of general circulation (attach a copy of the published notice including name of newspaper and date published)
- X Posted the CCR in public places (attach a list of locations) See supplemental page
- Delivery of multiple copies of CCR to single-billed addresses serving several persons, such as apartments, businesses, and schools
- Delivery to community organizations (attach a list of organizations)
- Publication of the CCR in the electronic city newsletter or electronic community newsletter or listserv (attach a copy of the article or notice)
- Electronic announcement of CCR availability via social media outlets (attach list of social media outlets utilized)
- Other (attach a list of other methods used)

For systems serving at least 100,000 persons: Posted CCR on a publicly-accessible internet site at the following URL: www.

For privately-owned utilities: Delivered the CCR to the California Public Utilities Commission

Consumer Confidence Report Electronic Delivery Certification

Water systems utilizing electronic distribution methods for CCR delivery must complete this page by checking all items that apply and fill-in where appropriate.

Water system mailed a notification that the CCR is available and provides a direct URL to the CCR on a publicly available website where it can be viewed (attach a copy of the mailed CCR notification).
URL: www._____

Water system emailed a notification that the CCR is available and provides a direct URL to the CCR on a publicly available site on the Internet where it can be viewed (attach a copy of the emailed CCR notification).
URL: www._____

Water system emailed the CCR as an electronic file email attachment.

Water system emailed the CCR text and tables inserted or embedded into the body of an email, not as an attachment (attach a copy of the emailed CCR).

Requires prior DDW review and approval. Water system utilized other electronic delivery method that meets the direct delivery requirement.

Provide a brief description of the water system's electronic delivery procedures and include how the water system ensures delivery to customers unable to receive electronic delivery.

This form is provided as a convenience and may be used to meet the certification requirement of section 64483(c) of the California Code of Regulations.

CCR CERTIFICATION FORM ATTACHMENT

"Good Faith" Efforts:

- Mailing the CCR to all postal patrons within the service area, including ZIP Codes 90740, 90743
- Posted the CCR in the public places:
    - Leisure World Community Center
    - Mary Wilson Library
    - Marina Community Center
    - North Seal Beach/Rossmoor Community Center
    - Seal Beach City Hall

2026 WATER QUALITY REPORT

Data Collected in 2025



Presented By
City of Seal Beach

This report contains important information about your drinking water. If you need help understanding it, please have it translated or speak with someone who can assist you.
Este informe contiene información importante sobre su agua potable. Si necesita ayuda para entenderlo, por favor hágalo traducir o hable con alguien que pueda ayudarle.

Your 2026 Water Quality Report

Since 1990, California public water utilities have been providing an annual Water Quality Report to their customers. This year's report covers drinking water quality testing and reporting for 2025. Your City of Seal Beach Utilities Division remains committed to safeguarding the water supply, and as in previous years, the water delivered to your home meets or exceeds the quality standards set by federal and state regulatory agencies.

The U.S. Environmental Protection Agency (U.S. EPA) and the State Water Resources Control Board (SWRCB), Division of Drinking Water (DDW) establish and enforce drinking water quality standards. To ensure safe drinking water, these agencies regulate the presence of contaminants in public water systems.

Ensuring Safe Drinking Water

Through comprehensive water quality compliance testing, your drinking water is continuously monitored from source to tap for regulated and unregulated constituents. The City of Seal Beach Utilities Division, the Orange County Water District (OCWD), which manages the groundwater basin, and the Metropolitan Water District of Southern California (MWDSC), which provides treated, imported surface water to the City from the Colorado River and State Water Project, go beyond what is required by testing for unregulated chemicals that may have known health risks but do not have drinking water standards. Unregulated chemical monitoring helps the U.S. EPA and DDW determine where certain chemicals occur and whether new standards need to be established for those chemicals.

The City of Seal Beach remains dedicated to transparency, safety, and the continued delivery of high-quality drinking water. This report provides valuable information about your water sources, quality testing results, and regulatory compliance, reaffirming that your tap water meets all Safe Drinking Water Act requirements.

Sources of Supply

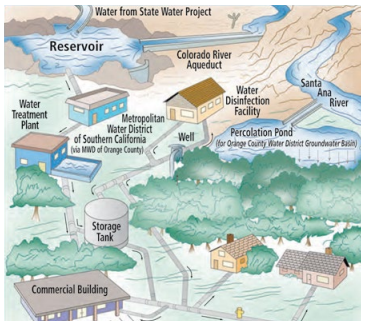

Your water supply is a blend of groundwater pumped from three active local wells by the City of Seal Beach Utilities Division and water imported from Northern California and the Colorado River by the Municipal Water District of Orange County (MWDOC) via the MWDSC. Groundwater is sourced from a natural underground aquifer managed by OCWD and replenished by water from the Santa Ana River, local rainfall, and imported water. The groundwater basin spans 350 square miles and lies beneath northern and central Orange County from Irvine to the Los Angeles County border and from Yorba Linda to the Pacific Ocean. Over 20 cities and retail water districts draw from the basin to provide water to homes and businesses.

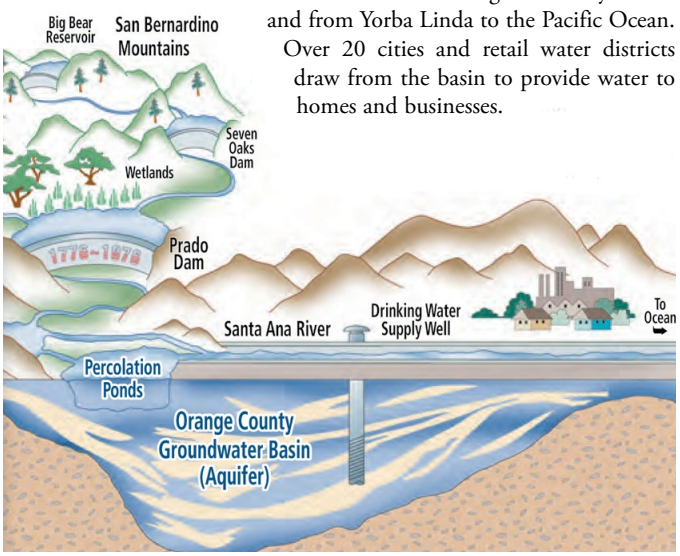

Source Water Assessment

Imported (MWDSC) Water Assessment

Every five years, MWDSC is required by DDW to examine possible sources of drinking water contamination in its State Water Project and Colorado River source waters. The most recent surveys are the Colorado River Watershed Sanitary Survey—2022 Update and the State Water Project Watershed Sanitary Survey—2021 Update. Water from the Colorado River is considered to be most vulnerable to contamination from recreation, urban/stormwater runoff, increasing urbanization in the watershed, and wastewater. Water supplies from Northern California's State Water Project are most vulnerable to contamination from urban/stormwater runoff, wildlife, agriculture, recreation, and wastewater. U.S. EPA also requires MWDSC to complete a source water assessment (SWA) that uses information collected in the watershed sanitary surveys. MWDSC completed its SWA in December 2002. The SWA is used to evaluate the vulnerability of water sources to contamination and helps determine whether more protective measures are needed. A copy of the most recent summary of the Watershed Sanitary Surveys or the SWA can be obtained by calling MWDSC at (800) CALL-MWD (800-225-5693).

Groundwater Assessment

An assessment of the drinking water sources for the City of Seal Beach was completed in December 2002 and updated in June 2007 for the addition of Lampson Well, a drinking water source well. The groundwater sources are considered most vulnerable to the following activities not associated with detected contaminants: sewer collection systems, military installations, irrigated crops, golf courses, high-density housing, and water supply wells. A copy of the complete assessment is available at State Water Resources Control Board, Division of Drinking Water, 2 MacArthur Place, Suite 150, Santa Ana, CA 92707. You may request a summary of the assessment by contacting the City of Seal Beach Utilities Division at (562) 431-2527, ext. 1409.

About Lead in Tap Water

Lead can cause serious health problems, especially for pregnant women and young children. Lead in drinking water is primarily from materials and components associated with service lines and home plumbing. The City of Seal Beach Utilities Division is responsible for providing high quality drinking water and removing lead pipes, but cannot control the variety of materials used in plumbing components in your home. You share the responsibility for protecting yourself and your family from the lead in your home plumbing. You can take responsibility by identifying and removing lead materials within your home plumbing and taking steps to reduce your family's risk. Before drinking tap water, flush your pipes for several minutes by running your tap, taking a shower, doing laundry or a load of dishes. You can also use a filter certified by an American National Standards Institute accredited certifier to reduce lead in drinking water. If you are concerned about lead in your water and wish to have your water tested, contact the City of Seal Beach Utilities Division at (562) 431-2527. Information on lead in drinking water, testing methods, and steps you can take to minimize exposure is available at http://www.epa.gov/safewater/lead.

Lead Service Line Inventory

To address the presence of lead in drinking water and reduce the potential for lead exposure, the U.S. EPA mandated that all public water systems create and maintain an inventory of service line materials by October 16, 2025. This lead service line inventory is an essential step in ensuring the safety and quality of public water supplies. The City of Seal Beach Utilities Division completed its initial lead service line inventory in 2025, and the results indicate that no service lines or connectors containing lead were detected. A copy of the inventory is available for public review on the City's website, sealbeachca.gov. For further information or inquiries about the inventory, please contact the City of Seal Beach Utilities Division at (562) 431-2527, ext. 1409.

Disinfectants and Disinfection By-Products in Drinking Water

Disinfecting drinking water was one of the major public health advancements of the last century, significantly reducing the spread of waterborne diseases caused by bacteria and viruses. Today, chlorine and chloramines—a combination of chlorine and ammonia—are commonly used disinfectants to ensure the safety of drinking water.

These disinfectants are added at the water source, and a small amount—known as a "residual"—remains in the distribution system to help prevent bacterial growth as the water travels to your home. While these disinfectants are essential for safe drinking water, they can react with naturally occurring materials to form unintended byproducts called disinfection by-products (DBPs). To protect your health, we carefully balance disinfection with efforts to limit DBPs.

The most common DBPs are trihalomethanes (THMs) and haloacetic acids (HAAs). The U.S. EPA regulates these substances under the Disinfectants / Disinfection Byproducts Rule. The Stage 1 rule, effective in 2002, set limits of 80 ppb for THMs and added HAAs as regulated contaminants. In 2006, the Stage 2 rule was finalized, further reducing allowable DBPs levels without compromising disinfection itself. A required distribution system evaluation was completed in 2008, and a Stage 2 monitoring plan has been approved by DDW. Your drinking water complies with both stages of the rule.

Cross Connections

Cross-connections are actual or potential connections between a potable water supply and nonpotable water plumbing. Backflow is the unintended reversal of water flow through a cross-connection, which can result in a potentially serious public health hazard. Examples of cross-connections include improperly installed irrigation systems that could allow the backflow of stagnant, bacteriologically unsafe water into the distribution system and poorly installed plumbing devices such as hot tubs, boilers, or commercial dishwashers that may allow unsafe water to reenter the system. A cross-connection control and backflow prevention program helps prevent contaminants from entering a drinking water distribution system.

The City of Seal Beach has been in cooperation with the DDW to ensure a safe potable water supply to all domestic water users. To comply with new regulations, a Cross-Connection Control Management Plan (CCCMP) is being developed with an effective date of July 1, 2025. The City's CCCMP was developed pursuant to the requirements set forth in the Cross-Connection Control Policy Handbook (CCCPH), which replaced California Administrative Code title 17, sections 7583 through 7605 and applies to all California public water systems, as defined in California's Health and Safety Code (CHSC, section 116275(h)).

Where Can You Learn More?

There's a wealth of information on the internet about drinking water quality and water issues in general. Some good sites to begin your research are:

- **Metropolitan Water District of Southern California:** mwdh2o.com
- **California Department of Water Resources:** water.ca.gov
- **The Water Education Foundation:** watereducation.org

To learn more about water conservation and rebate information:

- bewaterwise.com
- ocwatersmart.com

And for information on your local and regional water projects and sustainability efforts, visit:

- **Orange County Water District:** ocwd.com
- **Municipal Water District of Orange County:** mwdoc.com

How to Reach Us

For more information about this report or general water quality inquiries, please contact Darrick Escobedo, Water Services Supervisor for the City of Seal Beach Utilities Division, at (562) 431-2527, ext. 1409.

City Council Meetings

The Seal Beach City Council convenes on the second and fourth Monday of each month. Unless otherwise stated, meetings are held in the City Council Chambers at 211 Eighth Street, with a study session or closed session typically beginning at 5:00 p.m. The public, televised portion of the city council meeting commences at 7:00 p.m. and can be viewed on cable channel 3 or via YouTube on the Seal Beach Council Chambers page (@CityofSealBeachCouncilChambers). Public attendance and participation are welcome and encouraged.

2025 City of Seal Beach Drinking Water Quality

The table below lists all the drinking water constituents detected by the City of Seal Beach Utilities Division during 2025. The presence of these constituents in the water does not necessarily indicate that the water poses a health risk. Unless otherwise noted, the data presented in this table is from testing done from January 1 through December 31, 2025. We are required to monitor for certain constituents less than once per year because the concentrations of these constituents are not expected to vary significantly from year to year. Some of the data, though representative of the water quality, is more than a year old.

2025 CITY OF SEAL BEACH DISTRIBUTION SYSTEM WATER QUALITY

	MCL (MRDL/MRDLG)	AVERAGE AMOUNT	RANGE OF DETECTIONS	MCL VIOLATION	TYPICAL SOURCE OF CONTAMINANT
Disinfection Byproducts					
Chlorine Residual (ppm)	(4 / 4)	1.1	0.41 - 1.43	No	Disinfectant added for treatment
Haloacetic Acids (ppb)	60	7	ND - 17	No	Byproducts of chlorine disinfection
Total Trihalomethanes (ppb)	80	24	3.2 - 34	No	Byproducts of chlorine disinfection
Aesthetic Quality					
Turbidity (ntu)	5*	0.22	ND - 0.76	No	Erosion of natural deposits

Four locations in the distribution system are tested quarterly for total trihalomethanes and haloacetic acids; ten locations are tested every two weeks for color, odor and turbidity. Color and odor were not detected in 2025.
MRDL = Maximum Residual Disinfectant Level; **MRDLG** = Maximum Residual Disinfectant Level Goal;
*Contaminant is regulated by a secondary standard to maintain aesthetic qualities (taste, odor, color).

LEAD AND COPPER ACTION LEVELS AT RESIDENTIAL TAPS

	ACTION LEVEL (AL)	PUBLIC HEALTH GOAL	90TH PERCENTILE VALUE	RANGE OF DETECTIONS	SITES EXCEEDING AL / NUMBER OF SITES	AL VIOLATION?	TYPICAL SOURCE OF CONTAMINANT
Copper (ppm)	1.3	0.3	0.091	ND - 0.16	0 / 31	No	Corrosion of household plumbing
Lead (ppb)	15	0.2	ND	ND	0 / 31	No	Corrosion of household plumbing

Every three years, at least 30 residences are tested for lead and copper at-the-tap. The most recent set of samples was collected in 2024. Copper was found in 10 homes; none exceeded the regulatory action level. Lead was not found in any home. The regulatory action level is the concentration of lead or copper which, if exceeded in more than ten percent of the homes tested, triggers treatment or other requirements that a water system must follow.

Drinking Water Definitions

What are water quality standards?

Drinking water standards established by U.S. EPA and DDW set limits for substances that may affect consumer health or aesthetic qualities of drinking water.

The tables in this report show the following types of water quality standards:

- **Maximum contaminant level (MCL):** The highest level of a contaminant that is allowed in drinking water. Primary MCLs are set as close to the PHGs (or MCLGs) as is economically and technologically feasible.
- **Maximum residual disinfectant level (MRDL):** The highest level of a disinfectant allowed in drinking water. There is convincing evidence that addition of a disinfectant is necessary for control of microbial contaminants.
- **Secondary MCLs** are set to protect the odor, taste, and appearance of drinking water.
- **Primary drinking water standard:** MCLs for contaminants that affect health, along with their monitoring and reporting requirements and water treatment requirements.
- **Regulatory action level (AL):** The concentration of a contaminant that, if exceeded, triggers treatment or other requirements that a water system must follow.

What is a water quality goal?

In addition to mandatory water quality standards, U.S. EPA and DDW have set voluntary water quality goals for some contaminants. Water quality goals are often set at such low levels that they are not achievable in practice and are not directly measurable. Nevertheless, these goals provide useful guideposts and direction for water management practices.

The tables in this report include three types of water quality goals:

- **Maximum contaminant level goal (MCLG):** The level of a contaminant in drinking water below which there is no known or expected risk to health. MCLGs are set by U.S. EPA.
- **Maximum residual disinfectant level goal (MRDLG):** The level of a drinking water disinfectant below which there is no known or expected risk to health. MRDLGs do not reflect the benefits of the use of disinfectants to control microbial contaminants.
- **Public health goal (PHG):** The level of a contaminant in drinking water below which there is no known or expected risk to health. PHGs are set by the California EPA.

How are contaminants measured?

Water is sampled and tested throughout the year. Contaminants are measured in:

- Parts per million (ppm) or milligrams per liter (mg/L)
- Parts per billion (ppb) or micrograms per liter (µg/L)
- Parts per trillion (ppt) or nanograms per liter (ng/L)

2025 CITY OF SEAL BEACH GROUNDWATER QUALITY

CHEMICAL	MCL	PHG (MCLG)	AVERAGE AMOUNT	RANGE OF DETECTIONS	MCL VIOLATION?	MOST RECENT SAMPLING DATE	TYPICAL SOURCE OF CONTAMINATION
Radiologicals							
Uranium (pCi/L)	20	0.43	ND	ND - 2.44	No	2025	Erosion of Natural Deposits
Inorganic Chemicals							
Arsenic (ppm)	10	0.004	ND	ND - 4.6	No	2025	Erosion of Natural Deposits
Fluoride (ppm)	2	1	0.38	0.3 - 0.44	No	2025	Erosion of Natural Deposits
Hexavalent Chromium (ppb)	10	0.02	ND	ND - 0.15	No	2025	Erosion of Natural Deposits
Secondary Standards*							
Chloride (ppm)	500*	n/a	18.7	11.4 - 30.8	No	2025	Erosion of Natural Deposits
Odor (threshold odor number)	3*	n/a	ND	ND - 1	No	2025	Erosion of Natural Deposits
Specific Conductance (µmho/cm)	1,600*	n/a	389	330 - 437	No	2025	Erosion of Natural Deposits
Sulfate (ppm)	500*	n/a	40.7	29.5 - 53.8	No	2025	Erosion of Natural Deposits
Total Dissolved Solids (ppm)	1,000*	n/a	235	204 - 254	No	2025	Erosion of Natural Deposits
Unregulated Chemicals							
Alkalinity, total (ppm as CaCO3)	Not Regulated	n/a	130	120 - 141	n/a	2025	Erosion of Natural Deposits
Bicarbonate (ppm as HCO3)	Not Regulated	n/a	154	134 - 172	n/a	2025	Erosion of Natural Deposits
Calcium (ppm)	Not Regulated	n/a	22.4	8.1 - 29.7	n/a	2025	Erosion of Natural Deposits
Hardness, total (ppm as CaCO3)	Not Regulated	n/a	72.9	45.8 - 96.4	n/a	2025	Erosion of Natural Deposits
Hardness, total (grains per gallon)	Not Regulated	n/a	4.3	2.7 - 5.6	n/a	2025	Erosion of Natural Deposits
Magnesium (ppm)	Not Regulated	n/a	2.9	ND - 5.2	n/a	2025	Erosion of Natural Deposits
pH (pH unit)	Not Regulated	n/a	8.4	8.2 - 8.8	n/a	2025	Acidity, hydrogen ions
Potassium (ppm)	Not Regulated	n/a	1.5	0.7 - 1.8	n/a	2025	Erosion of Natural Deposits
Sodium (ppm)	Not Regulated	n/a	60.4	49 - 67.1	n/a	2025	Erosion of Natural Deposits

ppb = parts-per-billion; **ppm** = parts-per-million; **µmho/cm** = micromhos per centimeter; **pCi/L** = picoCuries per liter; **ND** = not detected; **n/a** = not applicable; **MCL** = Maximum Contaminant Level; **PHG** = California Public Health Goal
*Contaminant is regulated by a secondary standard to maintain aesthetic qualities (taste, odor, color).

Drinking Water Contaminants

The sources of drinking water (both tap water and bottled water) include rivers, lakes, streams, ponds, reservoirs, springs, and wells. As water travels over the surface of the land or through the ground, it dissolves naturally occurring minerals and, in some cases, radioactive material and can pick up substances resulting from the presence of animals or from human activity.

Contaminants that may be present in source water include:

- Microbial contaminants, such as viruses and bacteria, that may come from sewage treatment plants, septic systems, agricultural livestock operations, and wildlife.
- Inorganic contaminants, such as salts and metals, that can be naturally occurring or result from urban stormwater runoff, industrial or domestic wastewater discharges, oil and gas production, mining, or farming.
- Pesticides and herbicides that may come from a variety of sources such as agriculture, urban stormwater runoff, and residential uses.
- Organic chemical contaminants, including synthetic and volatile organic chemicals, that are by-products of industrial processes and petroleum production and can also come from gas stations, urban stormwater runoff, agricultural application, and septic systems.
- Radioactive contaminants that can be naturally occurring or the result of oil and gas production and mining activities.

To ensure that tap water is safe to drink, the U.S. EPA and SWRCB prescribe regulations that limit the amount of certain contaminants in water provided by public water systems. U.S. Food and Drug Administration regulations and California law also establish limits for contaminants in bottled water that provide the same protection for public health.

Drinking water, including bottled water, may reasonably be expected to contain at least small amounts of some contaminants. The presence of contaminants does not necessarily indicate that water poses a health risk. More information about contaminants and potential health effects can be obtained by calling the U.S. EPA's Safe Drinking Water Hotline (1-800-426-4791).

2025 METROPOLITAN WATER DISTRICT OF SOUTHERN CALIFORNIA TREATED SURFACE WATER

CHEMICAL	MCL	PHG (MCLG)	AVERAGE AMOUNT	RANGE OF DETECTIONS	MCL VIOLATION?	TYPICAL SOURCE OF CHEMICAL
Radiologicals - Tested in 2023 and 2025						
Gross Alpha Particle Activity (pCi/L)	15	(0)	ND	ND - 5	No	Erosion of Natural Deposits
Gross Beta Particle Activity (pCi/L)	50	(0)	ND	ND - 6	No	Decay of Natural and Man-made Deposits
Uranium (pCi/L)	20	0.43	1	ND - 3	No	Erosion of Natural Deposits
Inorganic Chemicals - Tested in 2025						
Aluminum (ppm)	1	0.6	0.058	ND - 0.082	No	Treatment Process Residue, Natural Deposits
Barium (ppm)	1	2	0.13	0.13	No	Refinery Discharge, Erosion of Natural Deposits
Bromate (ppb)	10	0.1	2.4	ND - 8.4	No	Byproduct of Drinking Water Ozonation
Fluoride (ppm)	2	1	0.7	0.6 - 0.8	No	Water Additive for Dental Health
Secondary Standards* - Tested in 2025						
Aluminum (ppb)	200*	600	58	ND - 82	No	Treatment Process Residue, Natural Deposits
Chloride (ppm)	500*	n/a	92	84 - 99	No	Runoff or Leaching from Natural Deposits
Color (color units)	15*	n/a	1	1	No	Naturally-occurring Organic Materials
Specific Conductance (µmho/cm)	1,600*	n/a	873	759 - 987	No	Substances that Form Ions in Water
Sulfate (ppm)	500*	n/a	182	146 - 218	No	Runoff or Leaching from Natural Deposits
Total Dissolved Solids (ppm)	1,000*	n/a	545	465 - 625	No	Runoff or Leaching from Natural Deposits
Unregulated Chemicals - Tested in 2025						
Alkalinity, total as CaC03 (ppm)	Not Regulated	n/a	108	93 - 122	n/a	Runoff or Leaching from Natural Deposits
Boron (ppm)	NL=1	n/a	0.13	0.13	n/a	Runoff or Leaching from Natural Deposits
Calcium (ppm)	Not Regulated	n/a	56	44 - 68	n/a	Runoff or Leaching from Natural Deposits
Hardness, total as CaCo3 (ppm)	Not Regulated	n/a	236	191 - 280	n/a	Runoff or Leaching from Natural Deposits
Hardness, total (grains/gal)	Not Regulated	n/a	14	11 - 16	n/a	Runoff or Leaching from Natural Deposits
Magnesium (ppm)	Not Regulated	n/a	22	19 - 25	n/a	Runoff or Leaching from Natural Deposits
pH (pH units)	Not Regulated	n/a	8.3	8.2 - 8.3	n/a	Hydrogen Ion Concentration
Potassium (ppm)	Not Regulated	n/a	4.3	3.8 - 4.8	n/a	Runoff or Leaching from Natural Deposits
Sodium (ppm)	Not Regulated	n/a	88	78 - 97	n/a	Runoff or Leaching from Natural Deposits
Total Organic Carbon (ppm)	TT	n/a	2.4	1.6 - 2.6	n/a	Various Natural and Man-made Sources

ppb = parts per billion; **ppm** = parts per million; **pCi/L** = picoCuries per liter; **µmho/cm** = micromhos per centimeter; **ND** = not detected; **MCL** = Maximum Contaminant Level; **(MCLG)** = federal MCL Goal; **PHG** = California Public Health Goal **NL** = Notification Level; **n/a** = not applicable; **TT** = treatment technique
* Chemical is regulated by a secondary standard.

METROPOLITAN WATER DISTRICT DIEMER FILTRATION PLANTS	TREATMENT TECHNIQUE	TURBIDITY MEASUREMENTS	TT VIOLATION?	TYPICAL SOURCE IN DRINKING WATER
Turbidity - combined filter effluent				
1) Highest single turbidity measurement (NTU)	0.3	0.05	No	Soil Runoff
2) Percentage of samples less than or equal to 0.3 NTU	95%	100%	No	Soil Runoff

Turbidity is a measure of the cloudiness of the water, an indication of particulate matter, some of which might include harmful microorganisms. Low turbidity in Metropolitan's treated water is a good indicator of effective filtration. Filtration is called a **"treatment technique" (TT)**. A treatment technique is a required process intended to reduce the level of chemicals in drinking water that are difficult and sometimes impossible to measure directly.
NTU = nephelometric turbidity units

UNREGULATED CONSTITUENTS REQUIRING MONITORING

CHEMICAL	NOTIFICATION LEVEL	PHG	AVERAGE AMOUNT	RANGE OF DETECTIONS	MOST RECENT SAMPLING DATE
Lithium (ppb)	n/a	n/a	22	ND - 36	2023

PFAS Advisory

Per- and polyfluoroalkyl substances (PFAS) are a group of synthetic chemicals that have been used in various consumer products since the 1940s due to their resistance to heat, water, oils, and stains. Because of their extensive use and long-lasting nature, PFAS have been found in drinking water sources throughout the United States. Studies suggest that exposure to certain PFAS may pose health risks. The U.S. EPA and DDW have established health-based advisories for PFAS. If PFAS levels exceed these guidelines, water agencies are required to notify their governing bodies and take necessary actions, such as removing affected sources from service or implementing treatment solutions.

To address PFAS contamination, water providers have conducted extensive testing and implemented proactive measures to ensure the continued safety of drinking water.

Regulatory actions: The U.S. EPA announced final National Primary Drinking Water Regulations for six PFAS in April 2024. Public water systems are required to monitor these substances, with full compliance expected by 2029.

For more details on PFAS regulations and water safety, visit:

- **California State Water Resources Control Board Division of Drinking Water:** waterboards.ca.gov/pfas
- **Orange County Water District:** ocwd.com/what-we-do/water-quality/pfas
- **U.S. EPA:** epa.gov/pfas

Drinking Water & Sensitive Populations

Some people may be more vulnerable to contaminants in drinking water than the general population. Immunocompromised persons such as persons with cancer undergoing chemotherapy, persons who have undergone organ transplants, people with HIV/AIDS or other immune system disorders, some elderly, and infants can be particularly at risk from infections. These people should seek advice about drinking water from their healthcare providers. U.S. EPA/CDC guidelines on appropriate means to lessen the risk of infection by Cryptosporidium and other microbial contaminants are available from the Safe Drinking Water Hotline (1-800-426-4791).

City of Seal Beach Utilities Division

211 Eighth St. • Seal Beach, CA 90740
(562) 431-2527 • sealbeachca.gov