

## Consumer Confidence Report Certification Form

(To be submitted with a copy of the CCR)

Water System Name: City of Anaheim

Water System Number: CA3010001

The water system named above hereby certifies that its Consumer Confidence Report was distributed on 04/27/2023 to 07/01/2023 (and ongoing) to customers (and appropriate notices of availability have been given). Further, the system certifies that the information contained in the report is correct and consistent with the compliance monitoring data previously submitted to the State Water Resources Control Board, Division of Drinking Water (DDW).

Certified by: Name: Jonathan Sanks  
Signature:   
Title: Environmental Services and Safety Manager  
Phone Number: (714) 765-4117 Date: 07/3/2023

*To summarize report delivery used and good-faith efforts taken, please complete this page by checking all items that apply and fill-in where appropriate:*

- ☐ CCR was distributed by mail or other direct delivery methods (attach description of other direct delivery methods used).
- ☒ CCR was distributed using electronic delivery methods described in the Guidance for Electronic Delivery of the Consumer Confidence Report (water systems utilizing electronic delivery methods must complete the second page).
- ☒ "Good faith" efforts were used to reach non-bill paying consumers. Those efforts included the following methods:
  - ☒ Posting the CCR at the following URL: [www.anaheim.net/wqr](http://www.anaheim.net/wqr)
  - ☐ Mailing the CCR to postal patrons within the service area (attach zip codes used)
  - ☐ Advertising the availability of the CCR in news media (attach copy of press release)
  - ☒ Publication of the CCR in a local newspaper of general circulation (attach a copy of the published notice, including name of newspaper and date published)
  - ☒ Posted the CCR in public places (attach a list of locations)
  - ☐ Delivery of multiple copies of CCR to single-billed addresses serving several persons, such as apartments, businesses, and schools
  - ☐ Delivery to community organizations (attach a list of organizations)
  - ☐ Publication of the CCR in the electronic city newsletter or electronic community newsletter or listserv (attach a copy of the article or notice)
  - ☐ Electronic announcement of CCR availability via social media outlets (attach list of social media outlets utilized)
  - ☒ Other (attach a list of other methods used)
- ☒ *For systems serving at least 100,000 persons:* Posted CCR on a publicly-accessible internet site at the following URL: [www.anaheim.net/wqr](http://www.anaheim.net/wqr)
- ☐ *For privately-owned utilities:* Delivered the CCR to the California Public Utilities Commission

## Consumer Confidence Report Electronic Delivery Certification

*Water systems utilizing electronic distribution methods for CCR delivery must complete this page by checking all items that apply and fill-in where appropriate.*

- ☒ Water system mailed a notification that the CCR is available and provides a direct URL to the CCR on a publicly available website where it can be viewed (attach a copy of the mailed CCR notification). URL: [www.anaheim.net/wqr](http://www.anaheim.net/wqr)
- ☒ Water system emailed a notification that the CCR is available and provides a direct URL to the CCR on a publicly available site on the Internet where it can be viewed (attach a copy of the emailed CCR notification). URL: [www.anaheim.net/wqr](http://www.anaheim.net/wqr)
- ☐ Water system emailed the CCR as an electronic file email attachment.
- ☐ Water system emailed the CCR text and tables inserted or embedded into the body of an email, not as an attachment (attach a copy of the emailed CCR).
- ☐ *Requires prior DDW review and approval.* Water system utilized other electronic delivery method that meets the direct delivery requirement.

*Provide a brief description of the water system's electronic delivery procedures and include how the water system ensures delivery to customers unable to receive electronic delivery.*

1. The Public Utilities Board approved posting the CCR on the Department's website at a public meeting held on April 26, 2023. The item was listed on the Board agenda and included the full CCR.
2. The CCR was posted on the Department's website at [www.anaheim.net/wqr](http://www.anaheim.net/wqr) on April 27, 2023.
3. Printed utility bills sent from May 1 to June 30, 2023 included a notice that the CCR was available and provided the URL.
4. An email was sent to all Anaheim residents with an email linking directly to the CCR ([www.anaheim.net/wqr](http://www.anaheim.net/wqr)).
5. A notice of availability was published in the Anaheim Bulletin, a general circulation newspaper, on June 22, 2023.
6. Paper copies of the CCR were mailed to customers who requested them.
7. Flyers advising of availability were posted at city libraries.

*This form is provided as a convenience and may be used to meet the certification requirement of  
section 64483(c) of the California Code of Regulations.*



# 2023 | Water Quality Report



ANAHEIM  
PUBLIC UTILITIES







Letter from the

# General Manager

Water is a precious resource in Southern California, and Anaheim residents and businesses rely on water for health, hygiene, and community vitality. While we've experienced a wetter than normal winter that has given us a reprieve from a multi-year drought, we can no longer rely on consistent wet winters to provide for our water needs.

That's why recycling water, capturing stormwater, and investing in drought-tolerant landscaping are still necessary for the long-term health of our community. Anaheim Public Utilities has been working with our regional partners to implement such strategies and with our customers' help, we've reduced our overall water use by as much as 30% over the last 20 years.

Water quality is just as important as having enough water. We rely on our water to cook our dinners, brush our teeth, and take showers. Over the past several years, we have had to shut off much of our most cost-effective water source from the groundwater basin below our feet due to the prevalence of industrial chemicals that have made their way into water sources. This is a problem not only facing Anaheim, but water providers throughout the world. We have been working diligently to install treatment systems at our well sites and we will be able to remove the chemicals and return groundwater wells to service in 2023.

If you have any questions about your water quality, please do not hesitate to get in touch with us at **714.765.4556** or **[waterquality@anaheim.net](mailto:waterquality@anaheim.net)**. And if you'd like to learn about ways to reduce your water use and become more sustainable, visit our website at **[anaheim.net/utilities](http://anaheim.net/utilities)** or call us at **714-765-4250**.

Sincerely,

**Dukku Lee**

*General Manager*



# Anaheim's source of supply

**Anaheim's water supply is a blend of groundwater pumped from the local aquifer, as well as water imported from Northern California and the Colorado River** by the Metropolitan Water District of Southern California (MWD). Anaheim has the ability to purify untreated water that is lower in cost than fully treated water from MWD.

Groundwater is the lowest cost resource and is replenished with water from the Santa Ana River, local rainfall, recycled water, and imported water.

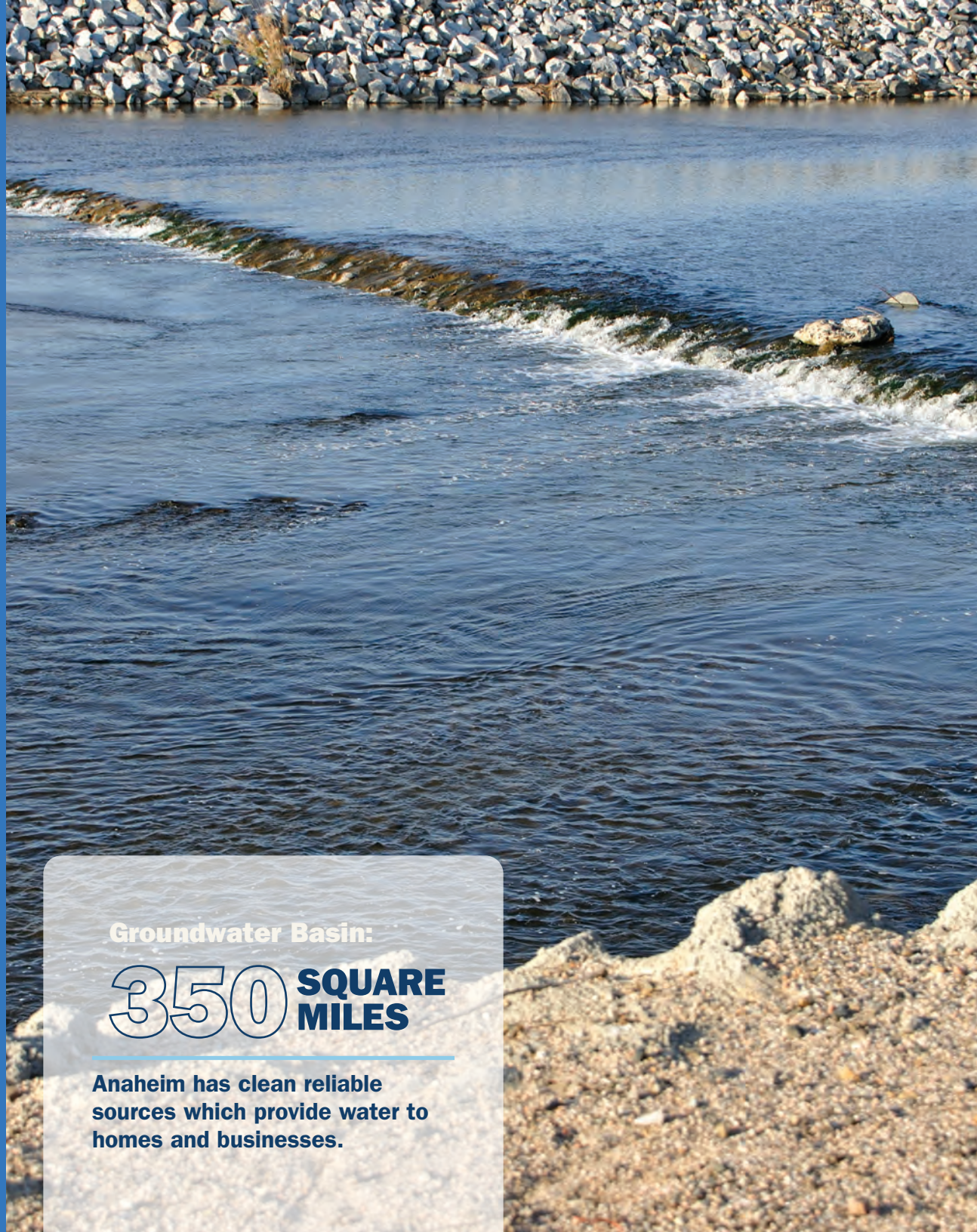
Managed by the Orange County Water District (OCWD), the groundwater basin is 350 square miles in area and lies beneath most of northern and central Orange County.

Having multiple sources available ensures Anaheim can continue supplying safe and reliable water. Each water source is tested to make sure we continue to supply the highest quality water.

**Groundwater Basin:**

**350 SQUARE  
MILES**

**Anaheim has clean reliable  
sources which provide water to  
homes and businesses.**







Water  
**Quality  
Information**





# Water Quality Standards

Drinking water standards established by the U.S. EPA and the State Water Resources Control Board set limits for substances that may affect consumer health or aesthetic qualities of drinking water. The chart in this report shows the following types of water quality standards:

## MCL

### MAXIMUM CONTAMINANT LEVEL

The highest level of a contaminant that is allowed in drinking water. Primary MCLs are set as close to the public health goals (PHGs) or maximum contaminant levels goals (MCLGs) as is economically and technologically feasible. Secondary MCLs are set to protect the odor, taste, and appearance of drinking water.

## AL

### REGULATORY ACTION LEVEL

The concentration of a contaminant, which, if exceeded, triggers treatment or other requirements that a water system must follow.

## MRDL

### MAXIMUM RESIDUAL DISINFECTANT LEVEL

The highest level of a disinfectant allowed in drinking water. There is convincing evidence that addition of a disinfectant is necessary for control of microbial contaminants. MCLs and MRDLs for contaminants that affect health, along with their monitoring and reporting requirements, and water treatment requirements.

## NL

### NOTIFICATION LEVEL

The level above which a water agency is required to notify its governing body if an unregulated contaminant is found in its drinking water.



# Water Quality Goal

In addition to mandatory water quality standards, the U.S. EPA and California EPA have set voluntary water quality goals for some contaminants. The chart in this report includes three types of water quality goals:

## MCLG

### MAXIMUM CONTAMINANT LEVEL GOAL

The level of a contaminant in drinking water below which there is no known or expected risk to health. MCLGs are set by the U.S. Environmental Protection Agency.

## PHG

### PUBLIC HEALTH GOAL

The level of a contaminant in drinking water below which there is no known or expected risk to health. PHGs are set by the California Environmental Protection Agency.

## MRDLG

### MAXIMUM RESIDUAL DISINFECTANT LEVEL GOAL

The level of a drinking water disinfectant below which there is no known or expected risk to health. MRDLGs do not reflect the benefits of the use of disinfectants to control microbial contaminants.





2023 | **City of Anaheim**  
**Water Quality**





# 2023 City of Anaheim Water Quality

(BASED ON 2022 DATA)

Chemical	MCL	PHG (MCLG)	Groundwater Average Amount	Lenain Average Amount	MWD Average Amount	Range of Detections	Most Recent Sampling Date	Typical Source of Contaminant
<b>Radiologicals</b>								
Uranium (pCi/L)	20	0.43	7.0	2.5	2	1.0 – 7.7	2022	Erosion of Natural Deposits
Gross Alpha (pCi/L)	15	(0)	2.3	5.5	ND	ND – 5.5	2022	Erosion of Natural Deposits
Gross Beta (pCi/L)	50(b)	(0)	ND	n/a	6	ND – 6	2022	Decay of Natural or Man-Made Deposits
Radium-228 (pCi/L)	NA	0.019	ND	ND	ND	ND – 1	2022	Erosion of Natural Deposits
<b>Organic Chemicals</b>								
1,1-Dichloroethene (ppb)	6	10	<0.5	ND	ND	ND – 0.7	2022	Chemical Factories Discharge
Trichloroethene (ppb)	5	0.5	<0.5	ND	ND	ND – 0.9	2022	Chemical Factories Discharge
<b>Inorganic Chemicals</b>								
Aluminum (ppm)	1	0.6	ND	0.2	0.1	ND – 0.4	2022	Water Treatment Chemical
Arsenic (ppb)	10	0.004	ND	2.2	ND	ND – 2.2	2022	Erosion of Natural Deposits
Barium (ppm)	1	2	ND	0.11	0.11	ND – 0.11	2022	Erosion of Natural Deposits
Fluoride (ppm)	2	1	0.45	0.3	0.7	0.3 – 0.8	2022	Erosion of Natural Deposits
Nitrate as N (ppm)	10	10	2.2	ND	ND	ND – 3.2	2021	Fertilizers, Septic Tanks
Nitrate+Nitrite as N (ppm)	10	10	2.3	ND	ND	ND – 3.2	2022	Fertilizers, Septic Tanks
Perchlorate (ppb)	6	1	2.4	ND	ND	ND – 3.3	2022	Rocket Propellant, Fireworks, Explosives
Vanadium (ppb)	NL=50	n/a	4.0	2.5	ND	ND – 4.4	2022	Erosion of Natural Deposits
<b>Disinfection Byproducts</b>								
Bromate (ppb)	10 (RAA)	0.1	n/a	7.6	ND	ND – 8.1	2022	Water Disinfection Byproduct
Chlorate (ppb)	NL = 800	n/a	n/a	n/a	89	88 – 90	2022	Byproduct of Chlorine Disinfection

ppm = parts-per-million; ppb = parts-per-billion; pCi/L = picoCuries per liter; NTU = nephelometric turbidity units; NL = notification level; n/a = not applicable; RAA = Running Annual Average; ND = not detected; < = average is less than the detection limit for reporting purposes; MCL = Maximum Contaminant Level; MCLG = federal MCL Goal; PHG = California Public Health Goal; µmho/cm = micromho per centimeter; OOS = out of service; TT = treatment technique; \*Contaminant is regulated by a secondary standard to maintain aesthetic qualities (taste, odor, color).

(a) UCMR3 (Federal Unregulated Contaminant Monitoring Rule / Phase 3) – detection/reporting levels are much lower than current California regulatory detection/reporting level standards.

(b) UCMR4 (Federal Unregulated Contaminant Monitoring Rule / Phase 4) – detection/reporting levels are much lower than current California regulatory detection/reporting level standards.

(c) Gross Beta MCL: DDW considers 50 pCi/L to be the level of concern. The official MCL is '4 millirem/year (approximately 200 pCi/L) annual dose equivalent to the total body or any internal organ'.

ppt = parts-per-trillion; PFOA + PFOS (ppt) = Sum of Perfluorooctanoic acid (ppt) and Perfluorooctanesulfonate acid (ppt); RL = Response Level – wells above the RL were removed from service



# 2023 City of Anaheim Water Quality

(BASED ON 2022 DATA)

Chemical	MCL	PHG (MCLG)	Groundwater Average Amount	Lenain Average Amount	MWD Average Amount	Range of Detections	Most Recent Sampling Date	Typical Source of Contaminant
<b>Secondary Standards*</b>								
Aluminum (ppb)	200*	600	ND	228	145	ND – 320	2022	Water Treatment Chemical
Chloride (ppm)	500*	n/a	63	100	102	58 – 105	2022	Erosion of Natural Deposits
Color (units)	15*	n/a	ND	4	1	ND – 4	2022	Natural Organic Materials
Odor (threshold odor number)	3*	n/a	ND	ND	3	ND – 3	2022	Naturally-Occurring Organic Materials
Specific Conductance (µmho/cm)	1,600*	n/a	798	960	990	767 – 1020	2022	Erosion of Natural Deposits
Sulfate (ppm)	500*	n/a	133	210	222	122 – 232	2022	Erosion of Natural Deposits
Total Dissolved Solids (ppm)	1,000*	n/a	506	590	633	474 – 648	2022	Erosion of Natural Deposits
Turbidity (NTU)	5*	n/a	0.11	0.04	ND	ND – 0.2	2022	Erosion of Natural Deposits
<b>Unregulated Contaminants Requiring Monitoring</b>								
Bicarbonate (as HCO <sub>3</sub> ) (ppm)	Not Regulated	n/a	213	160	n/a	160 – 222	2022	Erosion of Natural Deposits
Boron (ppb)	NL=1,000	n/a	ND	n/a	135	ND – 140	2022	Erosion of Natural Deposits
Calcium (ppm)	Not Regulated	n/a	93	69	69	66 – 101	2022	Erosion of Natural Deposits
Magnesium (ppm)	Not Regulated	n/a	17	26	26	17 – 26	2022	Erosion of Natural Deposits
pH (pH units)	Not Regulated	n/a	8.0	8.0	8.1	7.9 – 8.1	2022	Erosion of Natural Deposits
Potassium (ppm)	Not Regulated	n/a	3.8	4.8	4.6	4.7 – 4.8	2022	Erosion of Natural Deposits
Sodium (ppm)	Not Regulated	n/a	46	91	99	43 – 103	2022	Erosion of Natural Deposits
Total Alkalinity (ppm as CaCO <sub>3</sub> )	Not Regulated	n/a	175	130	126	125 – 182	2022	Erosion of Natural Deposits
Total Hardness (grains/gal)	Not Regulated	n/a	18	16	16	16 – 19	2022	Erosion of Natural Deposits
Total Hardness (ppm as CaCO <sub>3</sub> )	Not Regulated	n/a	309	278	278	275 – 321	2022	Erosion of Natural Deposits
Total Organic Carbon (ppm) (a)	Not Regulated	TT	0.37	2.9	2.5	0.16 – 2.9	2022	Various Natural and Man-Made Sources
Bromide (ppm) (a)	Not Regulated	n/a	0.18	0.06	n/a	ND – 0.28	2021	Erosion of Natural Deposits
Manganese (ppb) (a)	Not Regulated	n/a	0.97	1.1	2.14	<0.4 – 4.1	2022	Erosion of Natural Deposits

ppm = parts-per-million; ppb = parts-per-billion; pCi/L = picoCuries per liter; NTU = nephelometric turbidity units; NL = notification level; n/a = not applicable; RAA = Running Annual Average; ND = not detected; < = average is less than the detection limit for reporting purposes; MCL = Maximum Contaminant Level; MCLG = federal MCL Goal; PHG = California Public Health Goal; µmho/cm = micromho per centimeter; OOS = out of service; TT = treatment technique; \*Contaminant is regulated by a secondary standard to maintain aesthetic qualities (taste, odor, color).  
 (a) UCMR3 (Federal Unregulated Contaminant Monitoring Rule / Phase 3) – detection/reporting levels are much lower than current California regulatory detection/reporting level standards.  
 (b) UCMR4 (Federal Unregulated Contaminant Monitoring Rule / Phase 4) – detection/reporting levels are much lower than current California regulatory detection/reporting level standards.  
 (c) Gross Beta MCL: DDW considers 50 pCi/L to be the level of concern. The official MCL is '4 millirem/year (approximately 200 pCi/L) annual dose equivalent to the total body or any internal organ'.  
 ppt = parts-per-trillion; PFOA + PFOS (ppt) = Sum of Perfluorooctanoic acid (ppt) and Perfluorooctanesulfonate acid (ppt); RL = Response Level – wells above the RL were removed from service



# 2023 City of Anaheim Water Quality

(BASED ON 2022 DATA)

Chemical	MCL	PHG (MCLG)	Groundwater Average Amount	Lenain Average Amount	MWD Average Amount	Range of Detections	Most Recent Sampling Date	Typical Source of Contaminant
<b>Unregulated Contaminants Requiring Monitoring</b>								
Germanium (ppb) (a)	Not Regulated	n/a	0.04	0.1	0.10	<0.3 – 0.4	2020	Erosion of Natural Deposits
Perfluoro Butane Sulfonic Acid (ppt)	NL = 500	RL = 5000	0.3	n/a	ND	ND – 2.1	2022	Industrial Waste Discharge
Perfluoro Hexane Sulfonic Acid (ppt)	NL = 3	RL = 20	7.5	n/a	ND	2.1 – 11.3	2022	Industrial Waste Discharge
Perfluorohexanoic acid (ppt)	Not Regulated	n/a	2	n/a	ND	ND – 3.3	2022	Industrial Waste Discharge
Perfluorooctanesulfonic acid (ppt)	NL = 6.5	RL = 40	13.6	n/a	ND	ND – 23.7	2022	Industrial Waste Discharge
Perfluorooctanoic acid (ppt)	NL = 5.1	RL = 10	5.2	n/a	ND	ND – 8.0	2022	Industrial Waste Discharge
Perfluoropentanoic acid (ppt)	Not Regulated	n/a	n/a	n/a	ND	ND – 2.0	2022	Industrial Waste Discharge

ppm = parts-per-million; ppb = parts-per-billion; pCi/L = picoCuries per liter; NTU = nephelometric turbidity units; NL = notification level; n/a = not applicable; RAA = Running Annual Average; ND = not detected; < = average is less than the detection limit for reporting purposes; MCL = Maximum Contaminant Level; MCLG = federal MCL Goal; PHG = California Public Health Goal; µmho/cm = micromho per centimeter; OOS = out of service; TT = treatment technique; \*Contaminant is regulated by a secondary standard to maintain aesthetic qualities (taste, odor, color).

(a) UCMR3 (Federal Unregulated Contaminant Monitoring Rule / Phase 3) – detection/reporting levels are much lower than current California regulatory detection/reporting level standards.

(b) UCMR4 (Federal Unregulated Contaminant Monitoring Rule / Phase 4) – detection/reporting levels are much lower than current California regulatory detection/reporting level standards.

(c) Gross Beta MCL: DDW considers 50 pCi/L to be the level of concern. The official MCL is '4 millirem/year (approximately 200 pCi/L) annual dose equivalent to the total body or any internal organ'.

ppt = parts-per-trillion; PFOA + PFOS (ppt) = Sum of Perfluorooctanoic acid (ppt) and Perfluorooctanesulfonate acid (ppt); RL = Response Level – wells above the RL were removed from service



# 2023 | City of Anaheim

## Water Quality (BASED ON 2022 DATA)

Turbidity – treatment plant combined filter effluent	Treatment Technique	Turbidity Measurements	Sample Date	Typical Source of Contaminant
1) Highest Single Turbidity Measurement	1 NTU	Lenain = 0.12	2022	Soil Run-Off
	1 NTU	MWD = 0.04 NTU	2022	Soil Run-Off
2) Percentage of Samples Less Than 0.3 NTU	95%	Lenain = 100%	2022	Soil Run-Off
	95%	MWD = 100%	2022	Soil Run-Off

Turbidity is a measure of the cloudiness of the water, an indication of particulate matter, some of which might include harmful microorganisms. Low turbidity in the City of Anaheim's and MWD treated water is a good indicator of effective filtration. Filtration is called a "treatment technique". A treatment technique is a required process intended to reduce the level of contaminants in drinking water that are difficult and sometimes impossible to measure directly.



# 2023 City of Anaheim Distribution System Water Quality (BASED ON 2022 DATA)

	MCL (MRDL/MRDLG)	Average Amount	Range of Detections	Typical Source of Contaminant
<b>Disinfection Byproducts</b>				
Total Trihalomethanes (ppb)	80	Highest LRAA = 61	23 – 85	Byproducts of Chlorine Disinfection
Haloacetic Acids (ppb)	60	Highest LRAA = 13	7.3 – 18	Byproducts of Chlorine Disinfection
Chlorine Residual (ppm)	(4 / 4)	1.3	ND – 3.6	Disinfectant Added for Treatment
<b>Aesthetic Quality</b>				
Color (color units)	15*	ND	ND	Erosion of Natural Deposits
Odor (threshold odor number)	3*	ND	ND – 1	Erosion of Natural Deposits
Turbidity (ntu)	5*	0.04	0.03 – 0.13	Erosion of Natural Deposits
<b>UCMR4 Analyses – Haloacetic Acids (a) (2020 data)</b>				
Bromochloroacetic Acid (ppb)	n/a	2.83	1.3 – 5.4	Byproducts of Chlorine Disinfection
Bromodichloroacetic Acid (ppb)	n/a	2.26	0.6 – 5.0	Byproducts of Chlorine Disinfection
Chlorordibromoacetic Acid (ppb)	n/a	1.19	0.7 – 1.8	Byproducts of Chlorine Disinfection
Dibromoacetic Acid (ppb)	n/a	1.55	0.9 – 2.8	Byproducts of Chlorine Disinfection
Dichloroacetic Acid (ppb)	n/a	4.42	0.6 – 11.5	Byproducts of Chlorine Disinfection
Monochloroacetic Acid (ppb)	n/a	0.14	ND – 0.6	Byproducts of Chlorine Disinfection
Trichloroacetic Acid (ppb)	n/a	3.18	ND – 12.3	Byproducts of Chlorine Disinfection

Total trihalomethanes and haloacetic acids are tested quarterly at 12 locations. Chlorine residual disinfectant levels are tested weekly at 51 locations.

Color, odor, and turbidity are tested monthly at 12 locations. **MRDL** = Maximum Residual Disinfectant Level; **MRDLG** = Maximum Residual Disinfectant Level Goal; **LRAA** = Locational Running Annual Average; **ND** = not detected; **ntu** = nephelometric turbidity units; \*Contaminant is regulated by a secondary standard to maintain aesthetic qualities (color, odor, clarity).

(a) **UCMR4** (Federal Unregulated Contaminant Monitoring Rule / Phase 4) – detection/reporting levels are much lower than current EPA/California regulatory detection/reporting level standards.

	Action Level (AL)	Health Goal	90th Percentile Value	Sites Exceeding AL / Number of Sites	Typical Source of Contaminant
Lead (ppb)	15	0.2	ND<5	0 / 51	Corrosion of Household Plumbing
Copper (ppm)	1.3	0.3	0.10	0 / 51	Corrosion of Household Plumbing

Every three years, at least 50 residences are tested for lead and copper at-the-tap. The most recent set of samples was collected in 2021. Lead was detected in zero samples; and none exceeded the action level. Copper was detected in 16 samples; and none exceeded the action level. The regulatory action level is the concentration which, if exceeded in more than ten percent of the homes tested, triggers treatment or other requirements that a water system must follow. The City of Anaheim complied with the lead and copper action levels.

# Tier 3 Notification

Our water system failed to monitor as required for drinking water standards during the past year and, therefore, was in violation of the regulations. Even though this failure was not an emergency, as our customers, you have a right to know what you should do, what happened, and what we did to correct this situation.

We are required to monitor your drinking water for specific contaminants on a regular basis. Results of regular monitoring are an indicator of whether or not our drinking water meets health standards. During October 2022, we did not test the untreated water at four of our well sites for total coliform and therefore, cannot be sure of the quality of the untreated drinking water during that time. While the quarterly monitoring samples were not collected; samples taken both prior to and after the required sample met the water quality standards. Our water disinfection equipment continued to run properly during this time, and no untreated water was served to our customers.

## WHAT SHOULD I DO?

There is nothing you need to do at this time.

## WHAT HAPPENED?

### WHAT IS BEING DONE?

Anaheim Public Utilities groundwater wells were scheduled for quarterly bacteriological testing in October 2022. The wells had been offline due to maintenance and were not accessible for sampling on their typical schedule. On November 11, 2022, we learned that untreated well water monitoring samples were not collected by October 31 as required. The samples were collected immediately, which confirmed that coliform was not present in the untreated well water. Also, historical data for this well indicates no prior detections of coliform.

For more information, please contact Anaheim Public Utilities at **714-765-3300** or **201 S. Anaheim Blvd., Anaheim, CA 92805**.

This notice is being sent to you by City of Anaheim.  
State Water System ID#: 3010001  
Date distributed: April 26, 2023





## Basic Information

# About Drinking Water

Throughout California, the EPA wants you to be aware that contaminants that may be present in source water include:

### THE EPA WOULD LIKE YOU TO KNOW:

"As water travels over the surface of land or through the ground, it dissolves naturally-occurring minerals and, in some cases, radioactive material, and can pick up substances resulting from the presence of animal or human activity. All drinking water, including bottled water, may reasonably be expected to contain at least small amounts of some contaminants. The presence of contaminants does not necessarily indicate that water poses a health risk. In order to ensure that tap water is safe to drink, the U.S. Environmental Protection Agency (U.S. EPA) and the State Water Resources Control Board (State Board) prescribe regulations that limit the amount of certain contaminants in the water provided by public water systems. State Board Regulations also establish limits for contaminants in bottled water that provide the same protection for public health. More information about contaminants and potential health effects can be obtained at [water.epa.gov/drink](https://www.water.epa.gov/drink) or by calling the U.S. EPA's Safe Drinking Water Hotline at **800.426.4791**."

### Did you know?

The sources of drinking water (both tap water and bottled water) include rivers, lakes, streams, ponds, reservoirs, springs, and wells.

- Microbial contaminants, such as viruses and bacteria, that may come from sewage treatment plants, septic systems, agricultural livestock operations, and wildlife
- Pesticides and herbicides, that may come from a variety of sources, such as agriculture, urban storm water runoff, and residential uses, radioactive contaminants, that can be naturally occurring or the result of oil and gas production or mining activities
- Inorganic contaminants, such as salts and metals, that can be naturally occurring or result from urban storm runoff, industrial or domestic wastewater discharges, oil and gas production, mining, or farming
- Organic chemical contaminants, including synthetic and volatile organic chemicals, that are by-products of industrial processes and petroleum production, and can also come from gas stations, and the urban storm water runoff, agricultural application and septic systems





## Information About

# Lead in Tap Water

### THE EPA WOULD LIKE YOU TO KNOW:

"If present, elevated levels of lead can cause serious health problems, especially for pregnant women and young children. Lead in drinking water is primarily from materials and components associated with service lines and home plumbing. Anaheim Public Utilities is responsible for providing high-quality drinking water, but cannot control the variety of materials used in home plumbing components. When your water has been sitting for several hours, you can minimize the potential for lead exposure by running your tap for 30 seconds to two minutes before using it for drinking or cooking. If you are concerned about lead in your water, you may wish to have it tested.

Information on lead in drinking water, testing methods, and steps you can take to minimize exposure is available from the Safe Drinking Water Hotline, **800-426-4791**, or online at [epa.gov/lead](https://epa.gov/lead).



# Notice for Immunocompromised People

## THE EPA WOULD LIKE YOU TO KNOW:

“Some people may be more vulnerable to contaminants in drinking water than the general population. Immunocompromised persons, such as persons with cancer undergoing chemotherapy; persons who have undergone organ transplants; people with HIV/AIDS or other immune system disorders; some elderly; and infants can be particularly at risk from infections. These people should seek advice about drinking water from their health care providers. The U.S. EPA/Centers for Disease Control guidelines on appropriate means to lessen the risk of infection by cryptosporidium and other microbial contaminants are available from [water.epa.gov/drink](https://www.water.epa.gov/drink) or the Safe Drinking Water Hotline **800.426.4791**.”

### Did you know?

**Immunocompromised people should seek advice about drinking water from their health care providers.**



# Source Water Assessments

## GROUND WATER ASSESSMENT

Anaheim has completed source water assessments of areas around each well and around the Walnut Canyon Reservoir, which provides imported water to the Lenain Water Treatment Facility. As in any urban area, Orange County's groundwater is considered potentially vulnerable to contamination from sources such as gas stations, dry cleaners, and industrial activities. These water sources are tested throughout the year to ensure the supplied water remains safe.

**To help prevent surface contamination of our wells, we seal the upper 400 to 500 feet of the well casing.** A copy of the complete assessment is available at the State Water Resources Control Board, Division of Drinking Water, 605 W. Santa Ana Boulevard, Building 28, Santa Ana, CA 92701. You may request a summary of the assessment by contacting the Division of Drinking Water – Sanitary Engineer at **714-558-4410** or Anaheim's Environmental Services Division at **714-765-4288**.

## IMPORTED WATER ASSESSMENT

The Metropolitan Water District of Southern California (MWD) updated its source water assessment of the Colorado River and State Water Project supplies in 2016. Colorado River supplies are considered to be most vulnerable to recreation contamination, urban/storm water runoff, increasing urbanization, and wastewater. State Water Project supplies are considered to be most vulnerable to urban/storm water runoff, wildlife, agriculture, recreation, and wastewater. A copy of the assessment can be obtained by contacting MWD by phone at **213-217-6850**.





# 2023 | City of Anaheim Leadership

## CITY COUNCIL

Led by a mayor, the seven-member council represent our 350,000 residents city-wide. Our leaders identify community needs in their respective district – and mayor at large – to establish city policy and help us deliver safe and reliable service to those we serve.

### Mayor:

Ashleigh E. Aitken

### District 3:

Natalie Rubalcava, Mayor Pro Tem

### District 1:

Jose Diaz

### District 2:

Carlos A. Leon

### District 4:

Norma Campos Kurtz

### District 5:

Stephen Faessel

### District 6:

Natalie Meeks

## PUBLIC UTILITIES BOARD

The Public Utilities Board members are appointed by City Council to represent the community's interests, review operating and financial practices, and conduct public hearings.

### District 6:

John Seymour, Chairperson

### District 1:

AB Abdulrahman, Vice-Chairperson

### At Large:

Tanya Bilezikjian, PE

### District 2:

Anh Pham, M.Ed.

### District 3:

Albert McMenamin

### District 4:

Talab Ibrahim

### District 5:

Mitch Lee

## ANAHEIM PUBLIC UTILITIES MANAGEMENT

With the help of city leadership and resident representatives, the Anaheim Public Utilities management team turns need into action. This group of seasoned utilities and management professionals maintain our systems, develop programs to educate our community, and continue to provide sustainable, safe, and low cost energy and water.

### Dukku Lee

General Manager

### Janet Lonneker

Assistant General Manager,  
Electric Services

### Brian Beelner

Assistant General Manager,  
Finance and Energy Resources

### Craig Parker

Assistant General Manager,  
Water Services

### Janis Lehman

Assistant General Manager,  
Administration and Risk Services

### Melinda Avelino-Walker

General Services Manager





# Source Water Assessments

For information about this report or your water quality in general, please contact our Water Quality Laboratory at **714-765-4556**, or feel free to e-mail us at [waterquality@anaheim.net](mailto:waterquality@anaheim.net). You may also address water quality and other utility issues by attending a Public Utilities Board meeting, typically scheduled for 5 p.m. on the fourth Wednesday of each month, at

201 South Anaheim Boulevard, Anaheim, California.

Contact the U.S. Environmental Protection Agency to learn more about the potential health effects of contaminants listed in this report, visit [water.epa.gov/drink](http://water.epa.gov/drink) or call their hotline at **800-426-4791**.

This information about your drinking water is very important. For more information or translation, contact us at **714-765-3300**.

Esta información acerca de su agua potable es muy importante. Para más información o traducción, llámenos al **714-765-3300**.

귀하의 음용수에 관한 이 정보는 매우 중요합니다. 보다 상세한 정보, 또는 번역은 **714.765.3300** 으로 문의하십시오.

这则有关饮用水的信息非常重要。欲了解更多信息或译文，请致电**714.765.3300**与我们联系。

Ang impormasyong ito tungkol sa inyong inuming tubig ay napakahalaga. Para sa karagdagang impormasyon o pagsasaling-wika, makipag-ugnay sa amin sa **714-765-3300**.



**ANAHEIM**  
PUBLIC UTILITIES





Dear Water Customer,

Delivering high quality water to Anaheim residents and businesses has been a core responsibility of Anaheim Public Utilities for more than 125 years. We invite you to view our latest Water Quality Report online at <http://www.anaheim.net/wqr>.

If you would like a printed copy mailed to your address, or you have any questions, please contact us at email to: [waterquality@anaheim.net](mailto:waterquality@anaheim.net) or 714.765.4556.

Estimado Cliente,

El ofrecer agua de alta calidad a los residentes y negocios de Anaheim ha sido una responsabilidad principal para Anaheim Public Utilities por más de 125 años. Le invitamos a ver nuestro último Informe Sobre la Calidad del Agua en línea al <http://www.anaheim.net/wqr>.

Si gusta que le mandemos un ejemplar impreso a domicilio, o tiene alguna pregunta, contáctese con nosotros al 714-765-4556 ó por email a: [waterquality@anaheim.net](mailto:waterquality@anaheim.net).

# Anaheim Public Utilities

City of Anaheim  
201 South Anaheim Boulevard  
Anaheim, CA 92805

## Questions?

Please call 714-765-3300  
or visit us online at  
[www.anaheim.net](http://www.anaheim.net)

## SUMMARY OF YOUR 05/26/23 BILL

ACCOUNT #

0000000001

## CUSTOMER NAME/MAILING ADDRESS

ANDY ANAHEIM  
201 S. ANAHEIM BLVD  
ANAHEIM CA 92805

SERVICE ADDRESS:  
201 S. ANAHEIM BLVD

BLOCK #: 0000

BILL DATED	04/27/23	AMOUNT
TOTAL PAYMENTS SINCE	04/27/23	\$175.45
TOTAL ADJUSTMENTS SINCE	04/27/23	\$-175.45
TOTAL BALANCE FORWARD		\$0.00
LEVEL PAY/INSTALLMENT		\$0.00
TOTAL CURRENT CHARGES		\$132.61

TOTAL AMOUNT DUE

\$132.61

LAST PAYMENT DATE: 05/09/23

LAST PAYMENT AMOUNT: \$-175.45

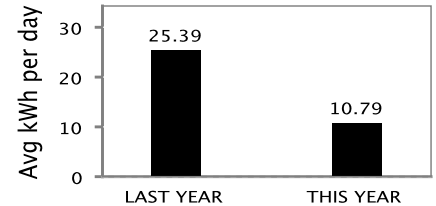
CY/RT: 000-0000  
NEXT METER  
READING ON OR  
ABOUT: 07/25/23

## METER READING SUMMARY

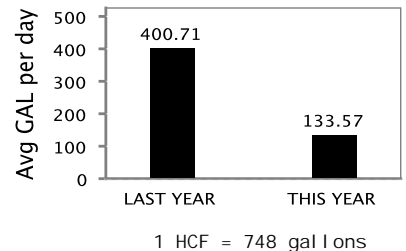
DESCRIPTION	SERVICE PERIOD	# DAYS	METER NUMBER	METER SIZE	METER CONSTANT	PREVIOUS READING	CURRENT READING	TOTAL CONSUMPTION
ELECTRIC	04/25/23 to 05/24/23	29	204049		1.00	16190	16503	313 KWH
WATER	04/25/23 to 05/23/23	28	47979229	5/8"	1.00	1382	1387	5 HCF

ELECTRIC CHARGES	RATE	CONSUMPTION	
CUSTOMER CHARGE			\$4.83
BASIC LIFELINE	0.120000	290 KWH	\$34.80
NON LIFELINE	0.197400	23 KWH	\$4.54
UNDERGROUND SURCHARGE			\$1.77
RATE STABILIZATION			\$5.20
Total Electric Charges			\$51.14
WATER CHARGES	RATE	CONSUMPTION	
CUSTOMER CHARGE			\$9.24
COMMODITY	0.500000	5 HCF	\$2.50
COMMODITY ADJUSTMENT	2.500000	5 HCF	\$12.50
SYSTEM RELIABILITY	0.975000	5 HCF	\$4.88
Total Water Charges			\$29.12
OTHER CHARGES			
STREET SWEEPING FEE			\$2.25
SOLID WASTE COLLECTION 96 GALLON CART PLUS 1 EXTRA UNIT			\$43.70
WASTE WATER SYSTEM MAINTENANCE			\$6.31
STATE ENERGY SURCHARGE			\$0.09
Total Other Charges			\$52.35

## ELECTRIC USAGE COMPARISON



## WATER USAGE COMPARISON



The 2023 Anaheim Public Utilities Water Quality Report is now available for viewing at [www.anaheim.net/wqr](http://www.anaheim.net/wqr). If you would like a printed copy mailed to your address, or if you have any questions, please contact us at [waterquality@anaheim.net](mailto:waterquality@anaheim.net) or 714.765.4556.

El 2023 Informe Sobre La Calidad de Agua de Anaheim Public Utilities ya está disponible en [www.anaheim.net/wqr](http://www.anaheim.net/wqr). Si gusta que le mandemos un ejemplar impreso a domicilio, o tiene alguna pregunta, contáctese con nosotros al 714-765-4556 o [waterquality@anaheim.net](mailto:waterquality@anaheim.net).

Fold and tear here. Please return this portion with your payment. Do not include correspondence with your payment. All correspondence should be sent to:

Customer Service, P.O. Box 3222, Anaheim, CA 92803-3222

## Anaheim Public Utilities

Check Payable to: City of Anaheim

If you would like to receive your  
bill electronically, please check here  
and enter your email address below:

☐

## ACCOUNT #

SERVICE ADDRESS:

843 N REDONDO DR EAST

## REMITTANCE STUB

BALANCE FORWARD	CURRENT CHARGES	TOTAL AMOUNT DUE
\$0.00	\$132.61	\$132.61

DUE BY

06/19/23

## ENTER AMOUNT PAID

Please do not send cash.  
Do not staple or clip payment.

Sample bill with notice of availability

ANDY ANAHEIM  
201 S. ANAHEIM BLVD  
ANAHEIM CA 92805

City of Anaheim  
201 South Anaheim Boulevard  
P.O. Box 3069  
Anaheim, CA 92803-3069

00093101001000000000



SUMMARY OF YOUR 05/26/23 BILL

ACCOUNT #

0000000001

Anaheim Public Utilities

City of Anaheim  
201 South Anaheim Boulevard  
Anaheim, CA 92805

Questions?

Please call 714-765-3300  
or visit us online at  
[www.anaheim.net](http://www.anaheim.net)

CUSTOMER NAME/MAILING ADDRESS

ANDY ANAHEIM  
201 S. ANAHEIM BLVD  
ANAHEIM CA 92805

**SERVICE ADDRESS:**  
**201 S. ANAHEIM BLVD**

CY/RT: 934-3402

**BLOCK #: 0000**

TOTAL CHARGES	
TOTAL BALANCE FORWARD	\$0. 00
TOTAL CURRENT CHARGES(DUE BY 06/19/23)	\$132. 61
TOTAL AMOUNT DUE AFTER 06/19/23 INCLUDING LATE FEE	\$133. 93
TOTAL AMOUNT DUE	\$132. 61

**Jonathan Sanks**

---

**From:** No Reply  
**Sent:** Thursday, June 22, 2023 11:44 AM  
**To:** Anaheim Water Quality  
**Subject:** Anaheim Public Utilities Annual Water Quality Report



Dear Water Customer,

Delivering high quality water to Anaheim residents and businesses has been a core responsibility of Anaheim Public Utilities for more than 125 years. We invite you to view our latest Water Quality Report online at

<http://www.anaheim.net/wqr>.

If you would like a printed copy mailed to your address, or you have any questions, please contact us at email to: [waterquality@anaheim.net](mailto:waterquality@anaheim.net) or 714.765.4556.

Estimado Cliente,

El ofrecer agua de alta calidad a los residentes y negocios de Anaheim ha sido una responsabilidad principal para Anaheim Public Utilities por más de 125 años. Le invitamos a ver nuestro último Informe Sobre la Calidad del Agua en línea al <http://www.anaheim.net/wqr>.

Si gusta que le mandemos un ejemplar impreso a domicilio, o tiene alguna pregunta, contáctese con nosotros al 714-765-4556 ó por email a: [waterquality@anaheim.net](mailto:waterquality@anaheim.net).



Anaheim Bulletin  
1920 Main St. Suite 225  
Irvine , California 92614  
(714) 796-2209

200 S. Anaheim Blvd., Suite 217  
Anaheim, California 92805


**AFFIDAVIT OF PUBLICATION****STATE OF CALIFORNIA****County of Orange County**

I am a citizen of the United States and a resident of the County aforesaid; I am over the age of eighteen years, and not a party to or interested in the above-entitled matter. I am the principal clerk of the Anaheim Bulletin, a newspaper that has been adjudged to be a newspaper of general circulation by the Superior Court of the County of Orange County, State of California, on December 28, 1951, Case No. A-21021 in and for the City of Irvine , County of Orange County, State of California; that the notice, of which the annexed is a true printed copy, has been published in each regular and entire issue of said newspaper and not in any supplement thereof on the following dates, to wit:

**06/22/2023**

I certify (or declare) under the penalty of perjury under the laws of the State of California that the foregoing is true and correct:

Executed at Anaheim, Orange County, California, on  
Date: Jun 22, 2023.



Signature

Copy of newspaper publication

## Anaheim Water Quality Report

The City of Anaheim Water Quality Report is now available. Delivering high quality water to Anaheim residents and businesses has been a core responsibility of Anaheim Public Utilities for more than 125 years. We invite you to view our latest Water Quality Report online at <http://www.anaheim.net/wqr>. If you would like a printed copy mailed to your address, or you have any questions, please contact us at [waterquality@anaheim.net](mailto:waterquality@anaheim.net) or 714-765-4556.

El Informe Sobre la Calidad del Agua de la ciudad de Anaheim ya está disponible. El ofrecer agua de alta calidad a los residentes y negocios de Anaheim ha sido una responsabilidad principal para Anaheim Public Utilities por más de 125 años. Le invitamos a ver nuestro último Informe Sobre la Calidad del Agua en línea al <http://www.anaheim.net/wqr>. Si gusta que le mandemos un ejemplar impreso a domicilio, o tiene alguna pregunta, contáctese con nosotros al 714-765-4556 o [waterquality@anaheim.net](mailto:waterquality@anaheim.net).

**Tier 3 Notification.** Our water system failed to monitor as required for drinking water standards during the past year and, therefore, was in violation of the regulations. Even though this failure was not an emergency, as our customers, you have a right to know what you should do, what happened, and what we did to correct this situation. We are required to monitor your drinking water for specific contaminants on a regular basis. Results of regular monitoring are an indicator of whether or not our drinking water meets health standards. During October 2022, we did not test the untreated water at four of our well sites for total coliform and therefore, cannot be sure of the quality of the untreated drinking water during that time. While the quarterly monitoring samples were not collected; samples taken both prior to and after the required sample met the water quality standards. Our water disinfection equipment continued to run properly during this time, and no untreated water was served to our customers. WHAT SHOULD I DO? There is nothing you need to do at this time. WHAT HAPPENED? WHAT IS BEING DONE? Anaheim Public Utilities groundwater wells were scheduled for quarterly bacteriological testing in October 2022. The wells had been offline due to maintenance and were not accessible for sampling on their typical schedule. On November 11, 2022, we learned that untreated well water monitoring samples were not collected by October 31 as required. The samples were collected immediately, which confirmed that coliform was not present in the untreated well water. Also, historical data for this well indicates no prior detections of coliform. For more information, please contact Anaheim Public Utilities at 714-765-3300 or 201 S. Anaheim Blvd., Anaheim, CA 92805. This notice is being sent to you by City of Anaheim. State Water System ID#: 3010001

Copy of newspaper publication

**Aviso de Nivel 3.** Nuestro sistema de agua no realizó los controles exigidos por las normas de agua potable durante el año pasado y, por lo tanto, infringió la norma. Aunque este fallo no fue una emergencia, como clientes nuestros, tienen derecho a saber qué deben hacer, qué ocurrió y qué hicimos para corregir esta situación. Estamos obligados a controlar periódicamente el agua potable para detectar contaminantes específicos. Los resultados de los controles periódicos son un indicador de si nuestra agua potable cumple o no las normas de salud. Durante octubre de 2022, no analizamos el agua no tratada de cuatro de nuestros pozos para detectar coliformes totales y, por ello, no podemos estar seguros de la calidad del agua potable no tratada durante ese tiempo. Aunque no se recogieron las muestras de control trimestrales, las muestras tomadas antes y después de la muestra requerida cumplieron las normas de calidad del agua. Nuestro equipo de desinfección del agua siguió funcionando correctamente durante este tiempo y no se sirvió agua sin tratar a nuestros clientes. ¿QUE DEBO HACER? No es necesario que haga nada en este momento. ¿QUE PASÓ? ¿QUE SE ESTÁ HACIENDO? Los pozos de agua subterránea de Anaheim Public Utilities fueron programados para pruebas bacteriológicas trimestrales en octubre de 2022. Los pozos habían estado fuera de servicio por mantenimiento y no eran accesibles para el muestreo en su horario habitual. El 11 de noviembre de 2022, nos enteramos de que no se habían recogido las muestras de control del agua de pozo sin tratar antes del 31 de octubre, como se requería. Las muestras se recogieron inmediatamente, lo que confirmó que los coliformes no estaban presentes en el agua de pozo no tratada. Además, los datos históricos de este pozo indican que no ha habido detecciones previas de coliformes. Para más información, póngase en contacto con Anaheim Public Utilities en el 714-765-3300 o 201 S. Anaheim Blvd., Anaheim, CA 92805. Número de identificación del sistema de agua es total: 3010001

Anaheim Bulletin  
Published: 6/22/23