


Consumer Confidence Report Certification Form

(To be submitted with a copy of the CCR)

Water System Name: City of Anaheim

Water System Number: CA3010001

The water system named above hereby certifies that its Consumer Confidence Report was distributed on 04/29/2021 to 07/01/2021 (and ongoing) to customers (and appropriate notices of availability have been given). Further, the system certifies that the information contained in the report is correct and consistent with the compliance monitoring data previously submitted to the State Water Resources Control Board, Division of Drinking Water (DDW).

Certified by: Name: Jonathan Sanks
Signature: 
Title: Environmental Services and Safety Manager
Phone Number: (714) 765-4117 Date: 07/12/2021

To summarize report delivery used and good-faith efforts taken, please complete this page by checking all items that apply and fill-in where appropriate:

- ☐ CCR was distributed by mail or other direct delivery methods (attach description of other direct delivery methods used).
- ☒ CCR was distributed using electronic delivery methods described in the Guidance for Electronic Delivery of the Consumer Confidence Report (water systems utilizing electronic delivery methods must complete the second page).
- ☒ "Good faith" efforts were used to reach non-bill paying consumers. Those efforts included the following methods:
 - ☒ Posting the CCR at the following URL: www.anaheim.net/wqr
 - ☐ Mailing the CCR to postal patrons within the service area (attach zip codes used)
 - ☐ Advertising the availability of the CCR in news media (attach copy of press release)
 - ☒ Publication of the CCR in a local newspaper of general circulation (attach a copy of the published notice, including name of newspaper and date published)
 - ☒ Posted the CCR in public places (attach a list of locations)
 - ☐ Delivery of multiple copies of CCR to single-billed addresses serving several persons, such as apartments, businesses, and schools
 - ☐ Delivery to community organizations (attach a list of organizations)
 - ☐ Publication of the CCR in the electronic city newsletter or electronic community newsletter or listserv (attach a copy of the article or notice)
 - ☐ Electronic announcement of CCR availability via social media outlets (attach list of social media outlets utilized)
 - ☒ Other (attach a list of other methods used)
- ☒ *For systems serving at least 100,000 persons:* Posted CCR on a publicly-accessible internet site at the following URL: www.anaheim.net/wqr
- ☐ *For privately-owned utilities:* Delivered the CCR to the California Public Utilities Commission

Consumer Confidence Report Electronic Delivery Certification

Water systems utilizing electronic distribution methods for CCR delivery must complete this page by checking all items that apply and fill-in where appropriate.

- ☒ Water system mailed a notification that the CCR is available and provides a direct URL to the CCR on a publicly available website where it can be viewed (attach a copy of the mailed CCR notification). URL: www.anaheim.net/wqr
- ☒ Water system emailed a notification that the CCR is available and provides a direct URL to the CCR on a publicly available site on the Internet where it can be viewed (attach a copy of the emailed CCR notification). URL: www.anaheim.net/wqr
- ☐ Water system emailed the CCR as an electronic file email attachment.
- ☐ Water system emailed the CCR text and tables inserted or embedded into the body of an email, not as an attachment (attach a copy of the emailed CCR).
- ☐ *Requires prior DDW review and approval.* Water system utilized other electronic delivery method that meets the direct delivery requirement.

Provide a brief description of the water system's electronic delivery procedures and include how the water system ensures delivery to customers unable to receive electronic delivery.

1. The Public Utilities Board approved posting the CCR on the Department's website at a public meeting held on April 28, 2021. The item was listed on the Board agenda and included the full CCR.
 2. The CCR was posted on the Department's website at www.anaheim.net/wqr on April 29, 2021.
 3. Printed utility bills sent from May 1 to June 30, 2021 included a notice that the CCR was available and provided the URL.
 4. An email was sent to all Anaheim residents with an email linking directly to the CCR (www.anaheim.net/wqr).
 5. A notice of availability was published in the Anaheim Bulletin, a general circulation newspaper, on June 10, 2021.
 6. Paper copies of the CCR were mailed to customers who requested them.
 7. Flyers advising of availability were distributed to Anaheim West Tower, City Hall, and city libraries.
-
-
-
-
-
-
-
-
-
-

This form is provided as a convenience and may be used to meet the certification requirement of section 64483(c) of the California Code of Regulations.

2021

WATER QUALITY REPORT



ANAHEIM
PUBLIC UTILITIES

LETTER FROM THE GENERAL MANAGER

One of the challenges facing utilities throughout the world is how much to invest in infrastructure to replace aging equipment, harden systems from more frequent emergencies and natural disasters, and incorporate new technologies to improve operations. With severe weather impacting much of the U.S., we've seen how underinvesting in essential services and not planning for future disasters can devastate communities.

At Anaheim Public Utilities, preparing for the future has been part of our culture for more than 140 years. Recent investments to upgrade our Lenain Treatment Plant have improved operations, replaced outdated equipment, and allow it to now meet current seismic codes. We're in the process of upgrading old pumps and motors at our Linda Vista Complex, and are preparing to restore the use of groundwater, which is our lowest cost resource, by installing new high quality filtration systems. Throughout the city, you'll see projects to replace pipelines, valves, pressure regulators, hydrants, and other equipment that ensure water is reliably delivered to our customers. In addition, we continue to conduct 44,000 water quality tests to verify that our water supplies meet all federal and state requirements.

However, we know that investments need to be balanced against affordability. With the prolonged impacts of the pandemic, we've heard from our customers about the difficulties they are facing. As a community-owned utility, we have allocated about \$3 million in various assistance programs for electric and water bill relief thus far, and have continued to waive late fees and avoid disconnections for financial hardship. We also offer a host of water rebates that will make your home or business more sustainable while lowering water bills as we know the next extended drought is not a matter of "if" but "when."

We'd like to thank our customers for your continued support as we work through the many hurdles we've all encountered in the past year to become more resilient in the future.

If you have any questions about your water quality, please do not hesitate to get in touch with us at 714.765.4556 or waterquality@anaheim.net, or visit www.anaheim.net/utilities for information on rebates and programs to help save on your water bill.

Sincerely,
Dukku Lee
General Manager

GROUNDWATER TREATMENT PROGRAM

ANAHEIM INVESTS IN RESTORING AFFORDABLE, HIGH QUALITY DRINKING WATER SUPPLIES

Anaheim initiated a multi-year program to restore operations at many of our groundwater wells. The program will include capital investments in treatment facilities that use ion exchange systems to remove contaminants from water supplies.

The first phase of the program will include construction projects at water facilities located at our Linda Vista Complex and La Palma Complex, as well as well sites at Boysen Park and Energy Field in collaboration with the Community Services Department.

To learn more about this important program, please visit our [website](#)



ANAHEIM'S SOURCES OF SUPPLY


ANAHEIM HAS CLEAN RELIABLE SOURCES WHICH PROVIDE WATER TO HOMES AND BUSINESSES


Anaheim's water supply is a blend of groundwater from our own wells, as well as water imported from Northern California and the Colorado River by the Metropolitan Water District of Southern California (MWD), which serves approximately 19 million customers across six counties.

The source water for our wells is a natural aquifer that is replenished with water from the Santa Ana River, local rainfall, recycled water, and imported water.

Managed by the Orange County Water District, the groundwater basin is 350 square miles in area and lies beneath most of northern and central Orange County. Anaheim and more than 20 cities and retail water districts pump from the groundwater basin to provide water to homes and businesses.

Having multiple sources available ensures Anaheim can continue supplying safe and reliable water. Each water source is tested to make sure we continue to supply the highest quality water.





WATER QUALITY INFORMATION

WATER QUALITY STANDARDS

DRINKING WATER STANDARDS ESTABLISHED BY THE U.S. EPA AND THE CALIFORNIA ENVIRONMENTAL PROTECTION AGENCY SET LIMITS FOR SUBSTANCES THAT MAY AFFECT CONSUMER HEALTH OR AESTHETIC QUALITIES OF DRINKING WATER. THE CHART IN THIS REPORT SHOWS THE FOLLOWING TYPES OF WATER QUALITY STANDARDS:

MAXIMUM CONTAMINANT LEVEL (MCL): The highest level of a contaminant that is allowed in drinking water. Primary MCLs are set as close to the public health goals (PHGs) or maximum contaminant levels goals (MCLGs) as is economically and technologically feasible. Secondary MCLs are set to protect the odor, taste, and appearance of drinking water.

MAXIMUM RESIDUAL DISINFECTANT LEVEL (MRDL): The highest level of a disinfectant allowed in drinking water. There is convincing evidence that addition of a disinfectant is necessary for control of microbial contaminants.

PRIMARY DRINKING WATER STANDARD: MCLs and MRDLs for contaminants that affect health, along with their monitoring and reporting requirements, and water treatment requirements.

REGULATORY ACTION LEVEL (AL): The concentration of a contaminant, which, if exceeded, triggers treatment or other requirements that a water system must follow.

NOTIFICATION LEVEL (NL): The level above which a water agency is required to notify its governing body if an unregulated contaminant is found in its drinking water.



WHAT IS A WATER QUALITY GOAL?

IN ADDITION TO MANDATORY WATER QUALITY STANDARDS, U.S. EPA AND CalEPA HAVE SET VOLUNTARY WATER QUALITY GOALS FOR SOME CONTAMINANTS. THE CHART IN THIS REPORT INCLUDES THREE TYPES OF WATER QUALITY GOALS:

MAXIMUM CONTAMINANT LEVEL GOAL (MCLG): The level of a contaminant in drinking water below which there is no known or expected risk to health. MCLGs are set by U.S. EPA.

MAXIMUM RESIDUAL DISINFECTANT LEVEL GOAL (MRDLG): The level of a drinking water disinfectant below which there is no known or expected risk to health. MRDLGs do not reflect the benefits of the use of disinfectants to control microbial contaminants. MRDLG are set by U.S. EPA.

PUBLIC HEALTH GOAL (PHG): The level of a contaminant in drinking water below which there is no known or expected risk to health. PHGs are set by the CalEPA.



CITY OF ANAHEIM **WATER QUALITY**



CHEMICAL	MCL	PHG (MCLG)	Groundwater Average Amount	Lenain Average Amount	MWD Average Amount	Range of Detections	Most Recent Sampling Date	Typical Source of Contaminant
RADIOLOGICALS								
Uranium (pCi/L)	20	0.43	6.6	4.7	2.0	ND - 12.5	2020	Erosion of Natural Deposits
Radium 228 (pCi/L)	5(e)	0.019	ND	ND	<1	ND - 2	2020	Erosion of Natural Deposits
Gross Alpha (pCi/L)	15	(0)	<3	ND	<3	ND - 10.4	2020	Erosion of Natural Deposits
Gross Beta (pCi/L)	50(d)	(0)	N/A	n/a	2	ND - 7	2020	Decay of Natural or Man-made Deposits
ORGANIC CHEMICALS								
Trichloroethylene (ppb)	5	1.7	<0.5	ND	ND	ND - 1.9	2020	Chemical Factories Discharge
1,1-Dichloroethene (ppb)	6	10	<0.5	ND	ND	ND - 2.1	2020	Chemical Factories Discharge
MICROBIOLOGICAL								
Total Coliform Bacteria (c)	5.0%	(0)	Distribution System-wide average: 0.04%			ND - 0.48%	2020	Naturally present in the environment
INORGANIC CHEMICALS								
Aluminum (ppm)	1	0.6	ND	0.2	0.1	ND - 0.4	2020	Water Treatment Chemical
Arsenic (ppb)	10	0.004	<2	2.2	ND	ND - 2.3	2020	Erosion of Natural Deposits
Barium (ppm)	1	2	<0.1	0.12	0.11	ND - 0.12	2020	Erosion of Natural Deposits
Fluoride (ppm)	2	1	0.44	0.29	0.7	0.2 - 0.9	2020	Erosion of Natural Deposits, Water Additive
Nitrate as N (ppm)	10	10	2.3	ND	ND	ND - 4.9	2020	Fertilizers, Septic Tanks
Nitrate+Nitrite as N (ppm)	10	10	2.3	ND	ND	ND - 4.9	2020	Fertilizers, Septic Tanks
DISINFECTION BYPRODUCTS								
Bromate (ppb)	10 (RAA)	0.1	N/A	5	2	ND - 17	2020	Water Disinfection Byproduct
SECONDARY STANDARDS*								
Aluminum (ppb)	200*(f)	600	ND	214	143	ND - 360	2020	Water Treatment Chemical
Chloride (ppm)	500*	n/a	83	100	94	58 - 125	2020	Erosion of Natural Deposits
Color (units)	15*	n/a	ND	ND	1	ND - 1	2020	Natural Organic Materials
Odor (threshold odor number)	3*	n/a	ND	1	2	ND - 2	2020	Naturally-occurring Organic Materials
Specific Conductance (µmho/cm)	1,600*	n/a	889	1000	968	655 - 1150	2020	Erosion of Natural Deposits

ppm = parts-per-million; ppb = parts-per-billion; pCi/L = picoCuries per liter; NTU = nephelometric turbidity units; NL = notification level; n/a = not applicable; RAA = Running Annual Average
 ND = not detected; < = average is less than the detection limit for reporting purposes; MCL = Maximum Contaminant Level; MCLG = federal MCL Goal; PHG = California Public Health Goal
 µmho/cm = micromho per centimeter; OOS = out of service; TT = treatment technique; *Contaminant is regulated by a secondary standard to maintain aesthetic qualities (taste, odor, color).
 (a) UCMR3 (Federal Unregulated Contaminant Monitoring Rule / Phase 3) - detection/reporting levels are much lower than current California regulatory detection/reporting level standards.
 (b) UCMR4 (Federal Unregulated Contaminant Monitoring Rule / Phase 4) - detection/reporting levels are much lower than current California regulatory detection/reporting level standards.
 (c) Total coliform MCL: No more than 5.0% of the monthly samples may be total coliform positive. The MCL was not exceeded.
 (d) Gross Beta MCL: DDW considers 50 pCi/L to be the level of concern. The official MCL is '4 millirem/year (approximately 200 pCi//L) annual dose equivalent to the total body or any internal organ'.
 (e) Radium MCL = Sum of Radium 226 and Radium 228; ppt = parts-per-trillion; RL = Response Level - wells above the RL were removed from service
 (f) Aluminum Secondary MCL: The aluminum secondary MCL is calculated on a RAA. The RAA for MCL compliance was 0.2 ppm. The MCL was not exceeded.

CHEMICAL	MCL	PHG (MCLG)	Groundwater Average Amount	Lenain Average Amount	MWD Average Amount	Range of Detections	Most Recent Sampling Date	Typical Source of Contaminant
Sulfate (ppm)	500*	N/A	141	220	215	102 - 220	2020	Erosion of Natural Deposits
Total Dissolved Solids (ppm)	1,000*	N/A	561	580	591	412 - 738	2020	Erosion of Natural Deposits
Turbidity (NTU)	5*	N/A	0.11	0.04	ND	ND - 0.6	2020	Erosion of Natural Deposits
UNREGULATED CONTAMINANTS REQUIRING MONITORING								
Bicarbonate (as HCO ₃) (ppm)	Not Regulated	N/A	219	170	N/A	151 - 268	2020	Erosion of Natural Deposits
Boron (ppb)	NL=1,000	N/A	112	120	130	ND - 250	2020	Erosion of Natural Deposits
Chromium, Hexavalent (ppb) (a)	Not Regulated	N/A	0.25	N/A	ND	ND - 2.0	2020	Erosion of Natural Deposits
Calcium (ppm)	Not Regulated	N/A	99	68	66	64 - 141	2020	Erosion of Natural Deposits
Dichlorodifluoromethane (ppb)	NL=1,000	N/A	<0.5	ND	ND	ND - 1.6	2020	Industrial Waste Discharge
Magnesium (ppm)	Not Regulated	N/A	18	27	26	12 - 27	2020	Erosion of Natural Deposits
pH (pH units)	Not Regulated	N/A	7.8	7.7	8.1	7.1 - 8.2	2020	Erosion of Natural Deposits
Potassium (ppm)	Not Regulated	N/A	4.0	5.2	4.6	3.6 - 5.2	2020	Erosion of Natural Deposits
Sodium (ppm)	Not Regulated	N/A	63	87	96	43 - 98	2020	Erosion of Natural Deposits
Total Alkalinity (ppm as CaCO ₃)	Not Regulated	N/A	180	140	118	117 - 220	2020	Erosion of Natural Deposits
Total Hardness (grains/gal)	Not Regulated	N/A	19	16	15	6 - 26	2020	Erosion of Natural Deposits
Total Hardness (ppm as CaCO ₃)	Not Regulated	N/A	319	279	264	206 - 443	2020	Erosion of Natural Deposits
Total Organic Carbon (ppm) (b)	Not Regulated	TT	0.2	2.9	2.4	ND - 3.8	2020	Various Natural and Man-made Sources
Chlorate (ppb) (a)	NL = 800	N/A	233	222	73	ND - 622	2020	Byproduct of chlorine disinfection
Vanadium (ppb) (a)	NL=50	N/A	3.5	2.5	ND	ND - 5.1	2020	Erosion of Natural Deposits
1,4-Dioxane (ppb) (a)	NL=1	N/A	0.05	N/A	N/A	ND - 1.4	2020	Chemical Factories Discharge
Bromide (ppm) (b)	Not Regulated	N/A	0.15	0.06	N/A	ND - 0.28	2020	Erosion of Natural Deposits
Manganese (ppb) (b)	Not Regulated	N/A	0.97	1.0	2.14	<0.4 - 4.1	2020	Erosion of Natural Deposits
Germanium (ppb) (b)	Not Regulated	N/A	0.04	ND	0.10	<0.3 - 0.4	2020	Erosion of Natural Deposits
Perfluoro butane sulfonic acid (ppt)	Not Regulated	N/A	5.0	N/A	ND	ND - 12.0	2020	Industrial Waste Discharge

ppm = parts-per-million; ppb = parts-per-billion; pCi/L = picoCuries per liter; NTU = nephelometric turbidity units; NL = notification level; n/a = not applicable; RAA = Running Annual Average
 ND = not detected; < = average is less than the detection limit for reporting purposes; MCL = Maximum Contaminant Level; MCLG = federal MCL Goal; PHG = California Public Health Goal
 µmho/cm = micromho per centimeter; OOS = out of service; TT = treatment technique; *Contaminant is regulated by a secondary standard to maintain aesthetic qualities (taste, odor, color).
 (a) UCMR3 (Federal Unregulated Contaminant Monitoring Rule / Phase 3) - detection/reporting levels are much lower than current California regulatory detection/reporting level standards.
 (b) UCMR4 (Federal Unregulated Contaminant Monitoring Rule / Phase 4) - detection/reporting levels are much lower than current California regulatory detection/reporting level standards.
 (c) Total coliform MCL: No more than 5.0% of the monthly samples may be total coliform positive. The MCL was not exceeded.
 (d) Gross Beta MCL: DDW considers 50 pCi/L to be the level of concern. The official MCL is '4 millirem/year (approximately 200 pCi/L) annual dose equivalent to the total body or any internal organ'.
 (e) Radium MCL = Sum of Radium 226 and Radium 228; ppt = parts-per-trillion; RL = Response Level - wells above the RL were removed from service
 (f) Aluminum Secondary MCL: The aluminum secondary MCL is calculated on a RAA. The RAA for MCL compliance was 0.2 ppm. The MCL was not exceeded.

CHEMICAL	MCL	PHG (MCLG)	Groundwater Average Amount	Lenain Average Amount	MWD Average Amount	Range of Detections	Most Recent Sampling Date	Typical Source of Contaminant
Perfluoro heptanoic acid (ppt)	Not Regulated	n/a	1.9	N/A	ND	ND - 3.8	2020	Industrial Waste Discharge
Perfluoro hexane sulfonic acid (ppt)	Not Regulated	n/a	13.1	N/A	ND	ND - 26.1	2020	Industrial Waste Discharge
Perfluoro nonanoic acid (ppt)	Not Regulated	n/a	0.6	N/A	ND	ND - 3.9	2020	Industrial Waste Discharge
Perfluorodecanoic acid (ppt)	Not Regulated	n/a	0.2	N/A	ND	ND - 2.1	2020	Industrial Waste Discharge
Perfluorohexanoic acid (ppt)	Not Regulated	n/a	4.5	N/A	ND	ND - 8.5	2020	Industrial Waste Discharge
Perfluorooctanesulfonate acid (ppt)	NL = 6.5	RL = 40	28.6	N/A	ND	ND - 49.1	2020	Industrial Waste Discharge
Perfluorooctanoic acid (ppt)	NL = 5.1	RL = 10	11.3	N/A	ND	ND - 18.3	2020	Industrial Waste Discharge

ppm = parts-per-million; ppb = parts-per-billion; pCi/L = picoCuries per liter; NTU = nephelometric turbidity units; NL = notification level; n/a = not applicable; RAA = Running Annual Average
 ND = not detected; < = average is less than the detection limit for reporting purposes; MCL = Maximum Contaminant Level; MCLG = federal MCL Goal; PHG = California Public Health Goal
 µmho/cm = micromho per centimeter; OOS = out of service; TT = treatment technique; *Contaminant is regulated by a secondary standard to maintain aesthetic qualities (taste, odor, color).
 (a) UCMR3 (Federal Unregulated Contaminant Monitoring Rule / Phase 3) - detection/reporting levels are much lower than current California regulatory detection/reporting level standards.
 (b) UCMR4 (Federal Unregulated Contaminant Monitoring Rule / Phase 4) - detection/reporting levels are much lower than current California regulatory detection/reporting level standards.
 (c) Total coliform MCL: No more than 5.0% of the monthly samples may be total coliform positive. The MCL was not exceeded.
 (d) Gross Beta MCL: DDW considers 50 pCi/L to be the level of concern. The official MCL is '4 millirem/year (approximately 200 pCi//L) annual dose equivalent to the total body or any internal organ'.
 (e) Radium MCL = Sum of Radium 226 and Radium 228; ppt = parts-per-trillion; RL = Response Level - wells above the RL were removed from service
 (f) Aluminum Secondary MCL: The aluminum secondary MCL is calculated on a RAA. The RAA for MCL compliance was 0.2 ppm. The MCL was not exceeded.

TURBIDITY - treatment plant combined filter effluent	Treatment Technique	Turbidity Measurements	Sample Date	Typical Source of Contaminant
1) Highest single turbidity measurement	1 NTU	Lenain = 0.11	2020	Soil run-off
	1 NTU	MWD = 0.04 NTU	2020	Soil run-off
2) Percentage of samples less than 0.3 NTU	95%	Lenain = 100%	2020	Soil run-off
	95%	MWD = 100%	2020	Soil run-off

Turbidity is a measure of the cloudiness of the water, an indication of particulate matter, some of which might include harmful microorganisms. Low turbidity in the City of Anaheim's and Metropolitan's treated water is a good indicator of effective filtration. Filtration is called a "treatment technique". A treatment technique is a required process intended to reduce the level of contaminants in drinking water that are difficult and sometimes impossible to measure directly.

Disinfection Byproducts	MCL (MRDL/MRDLG)	Average Amount	Range of Detections	Typical Source Of Contaminant
Total Trihalomethanes (ppb)	80	Highest LRAA = 70	22 - 98	Byproducts of Chlorine Disinfection
Haloacetic Acids (ppb)	60	Highest LRAA = 14	5.6 - 22	Byproducts of Chlorine Disinfection
Chlorine Residual (ppm)	(4 / 4)	1.3	ND - 2.7	Disinfectant Added for Treatment
Aesthetic Quality				
Color (color units)	15*	ND	ND	Erosion of Natural Deposits
Odor (threshold odor number)	3*	1	ND - 1	Erosion of Natural Deposits
Turbidity (ntu)	5*	0.07	0.02 - 0.43	Erosion of Natural Deposits
UCMR4 Analyses - Haloacetic Acids (a)				
Bromochloroacetic Acid (ppb)	N/A	2.83	1.3 - 5.4	Byproducts of Chlorine Disinfection
Bromodichloroacetic Acid (ppb)	N/A	2.26	0.6 - 5.0	Byproducts of Chlorine Disinfection
Chlorodibromoacetic Acid (ppb)	N/A	1.19	0.7 - 1.8	Byproducts of Chlorine Disinfection
Dibromoacetic Acid (ppb)	N/A	1.55	0.9 - 2.8	Byproducts of Chlorine Disinfection
Dichloroacetic Acid (ppb)	N/A	4.42	0.6 - 11.5	Byproducts of Chlorine Disinfection
Monochloroacetic Acid (ppb)	N/A	0.14	ND - 0.6	Byproducts of Chlorine Disinfection
Trichloroacetic Acid (ppb)	N/A	3.18	ND - 12.3	Byproducts of Chlorine Disinfection

Total trihalomethanes and haloacetic acids are tested quarterly at 12 locations. Chlorine residual disinfectant levels are tested weekly at 51 locations.

Color, odor, and turbidity are tested monthly at 12 locations. MRDL = Maximum Residual Disinfectant Level; MRDLG = Maximum Residual Disinfectant Level Goal; LRAA = Locational Running Annual Average; ND = not detected; ntu = nephelometric turbidity units; *Contaminant is regulated by a secondary standard to maintain aesthetic qualities (color, odor, clarity).

(a) UCMR4 (Federal Unregulated Contaminant Monitoring Rule / Phase 4) - detection/reporting levels are much lower than current EPA/California regulatory detection/reporting level standards.

	Action Level (AL)	Health Goal	90th Percentile Value	Sites Exceeding AL / Number of Sites	Typical Source Of Contaminant
Lead (ppb)	15	0.2	ND<5	1 / 53	Corrosion of Household Plumbing
Copper (ppm)	1.3	0.3	0.26	0 / 53	Corrosion of Household Plumbing

Every three years, at least 50 residences are tested for lead and copper at-the-tap. The most recent set of samples was collected in 2018. Lead was detected in 3 samples; one exceeded the action level. Copper was detected in 40 samples; none exceeded the action level. The regulatory action level is the concentration which, if exceeded in more than ten percent of the homes tested, triggers treatment or other requirements that a water system must follow.

The City of Anaheim complied with the lead and copper action levels.

Basic Information

ABOUT DRINKING WATER

THE SOURCES OF DRINKING WATER (BOTH TAP WATER AND BOTTLED WATER) INCLUDE RIVERS, LAKES, STREAMS, PONDS, RESERVOIRS, SPRINGS, AND WELLS.

THE CalEPA WOULD LIKE YOU TO KNOW:

“As water travels over the surface of land or through the ground, it dissolves naturally-occurring minerals and, in some cases, radioactive material, and can pick up substances resulting from the presence of animal or human activity. All drinking water, including bottled water, may reasonably be expected to contain at least small amounts of some contaminants. The presence of contaminants does not necessarily indicate that water poses a health risk. In order to ensure that tap water is safe to drink, the U.S. Environmental Protection Agency (U.S. EPA) and the State Water Resources Control Board (State Board) prescribe regulations that limit the amount of certain contaminants in the water provided by public water systems. State Board regulations also establish limits for contaminants in bottled water that provide the same protection for public health. More information about contaminants and potential health effects can be obtained at [water.epa.gov/drink](https://www.water.epa.gov/drink) or by calling the U.S. EPA’s Safe Drinking Water Hotline at 800.426.4791.”

**THROUGHOUT
CALIFORNIA,
THE CalEPA
WANTS YOU TO
BE AWARE THAT
CONTAMINANTS
THAT MAY BE
PRESENT IN
SOURCE WATER
INCLUDE:**

- Microbial contaminants, such as viruses and bacteria, that may come from sewage treatment plants, septic systems, agricultural livestock operations, and wildlife
- Pesticides and herbicides, that may come from a variety of sources, such as agriculture, urban storm water runoff, and residential uses, radioactive contaminants, that can be naturally occurring or the result of oil and gas production or mining activities
- Inorganic contaminants, such as salts and metals, that can be naturally occurring or result from urban storm runoff, industrial or domestic wastewater discharges, oil and gas production, mining, or farming
- Organic chemical contaminants, including synthetic and volatile organic chemicals, that are by-products of industrial processes and petroleum production, and can also come from gas stations, and the urban storm water runoff, agricultural application and septic systems



Information About

LEAD IN TAP WATER

ANAHEIM PUBLIC UTILITIES IS RESPONSIBLE FOR PROVIDING HIGH-QUALITY DRINKING WATER, BUT CANNOT CONTROL THE VARIETY OF MATERIALS USED IN HOME PLUMBING COMPONENTS. IF YOU WOULD LIKE A FREE WATER QUALITY TEST, PLEASE CONTACT US AT 714-765-3300 TO SCHEDULE YOUR ASSESSMENT.

THE CalEPA WOULD LIKE YOU TO KNOW:

“If present, elevated levels of lead can cause serious health problems, especially for pregnant women and young children. Lead in drinking water is primarily from materials and components associated with service lines and home plumbing. Anaheim Public Utilities is responsible for providing high-quality drinking water, but cannot control the variety of materials used in home plumbing components. When your water has been sitting for several hours, you can minimize the potential for lead exposure by running your tap for 30 seconds to two minutes before using it for drinking or cooking. If you are concerned about lead in your water, you may wish to have it tested.

Information on lead in drinking water, testing methods, and steps you can take to minimize exposure is available from the Safe Drinking Water Hotline, 800.426.4791, or online at [epa.gov/lead](https://www.epa.gov/lead).



Notice For

IMMUNOCOMPROMISED PEOPLE

IMMUNOCOMPROMISED PEOPLE SHOULD SEEK ADVICE ABOUT DRINKING WATER FROM THEIR HEALTH CARE PROVIDERS

THE CalEPA WOULD LIKE YOU TO KNOW:

“Some people may be more vulnerable to contaminants in drinking water than the general population. Immunocompromised persons, such as persons with cancer undergoing chemotherapy; persons who have undergone organ transplants; people with HIV/AIDS or other immune system disorders; some elderly; and infants can be particularly at risk from infections. These people should seek advice about drinking water from their health care providers.

The U.S. EPA/Centers for Disease Control and Prevention guidelines on appropriate means to lessen the risk of infection by cryptosporidium and other microbial contaminants are available from [water.epa.gov/drink](https://www.water.epa.gov/drink) or the Safe Drinking Water Hotline 800.426.4791.”



SOURCE WATER ASSESSMENTS

GROUNDWATER ASSESSMENT

Anaheim has completed source water assessments of areas around each well and around the Walnut Canyon Reservoir, which provides imported water to the Lenain Water Treatment Facility. As in any urban area, Orange County's groundwater is considered potentially vulnerable to contamination from sources such as gas stations, dry cleaners, and industrial activities. These water sources are tested throughout the year to ensure the supplied water remains safe.

To help prevent surface contamination of our wells, we seal the upper 400 to 500 feet of the well casing. A copy of the complete assessment is available at the State Water Resources Control Board, Division of Drinking Water, 605 W. Santa Ana Boulevard, Building 28, Santa Ana, CA 92701. You may request a summary of the assessment by contacting the Division of Drinking Water - Sanitary Engineer at 714.547.0430 or Anaheim's Environmental Services Division at 714.765.4288.

IMPORTED WATER ASSESSMENT

The Metropolitan Water District of Southern California (MWD) updated its source water assessment of the Colorado River and State Water Project supplies in 2012. Colorado River supplies are considered to be most vulnerable to recreation contamination, urban/storm water runoff, increasing urbanization, and wastewater. State Water Project supplies are considered to be most vulnerable to urban/storm water runoff, wildlife, agriculture, recreation and wastewater. A copy of the assessment can be obtained by contacting MWD by phone, at 213.217.6850.



City of Anaheim
LEADERSHIP

CITY COUNCIL

Mayor **Harry Sidhu**

District 1 **Jose Diaz**

District 2 **Jordan Brandman**

District 3 **Jose F. Moreno**

District 4 **Avelino Valencia**

Mayor Pro Tem, District 5 **Stephen Faessel**

District 6 **Trevor O'Neil**

PUBLIC UTILITIES BOARD

At Large **Ravnish Bhalla**

District 1 **AB Abdulrahman**

District 2 **Rodolfo Gaona**

District 3 **Vincent Baroldi**

District 4 **Norma Campos Kurtz**

Chairperson, District 5 **Ernesto Medrano**

Vice Chairperson, District 6 **John Seymour**

ANAHEIM PUBLIC UTILITIES STAFF

General Manager **Dukku Lee**

Assistant General Manager, Electric Services **Janet Lonneker**

Assistant General Manager, Finance and Energy Resources **Brian Beelner**

Assistant General Manager, Water Services **Michael Moore**

Interim Assistant General Manager, Administration and Risk Services **Janis Lehman**

General Services Manager **Melinda Avelino-Walker**

CONTACT INFORMATION

For information about this report or your water quality in general, please contact our Water Quality Laboratory at 714.765.4556, or feel free to e-mail us at waterquality@anaheim.net. You may also address water quality and other utility issues by attending a Public Utilities Board meeting, typically scheduled for 5 p.m. on the fourth Wednesday of each month, at 201 South Anaheim Boulevard, Anaheim, California, 11th Floor Conference Room. Contact the U.S. Environmental Protection Agency to learn more about the potential health effects of contaminants listed in this report, visit water.epa.gov/drink or call their hotline at 800.426.4791.


This information about your drinking water is very important.
For more information or translation, contact us at 714.765.3300.

Esta información acerca de su agua potable es muy importante.
Para más información o traducción, llámenos al 714.765.3300.

귀하의 음용수에 관한 이 정보는 매우 중요합니다.
보다 상세한 정보, 또는 번역은 714.765.3300 으로 문의하십시오.

这则有关饮用水的信息非常重要。
欲了解更多信息或译文，请致电 714.765.3300 与我们联系。

Ang impormasyong ito tungkol sa inyong inuming tubig ay
napakahalaga. Para sa karagdagang impormasyon o
pagsasaling-wika, makipag-ugnay sa amin sa 714.765.3300.



ANAHEIM

PUBLIC UTILITIES

Copy of flyer posted at City Hall,
Anaheim West Tower, and city
libraries



Dear Water Customer,

Delivering high quality water to Anaheim residents and businesses has been a core responsibility of Anaheim Public Utilities for more than 125 years. We invite you to view our latest Water Quality Report online at <http://www.anaheim.net/wqr>.

If you would like a printed copy mailed to your address, or you have any questions, please contact us at email to: waterquality@anaheim.net or 714.765.4556.

Estimado Cliente,

El ofrecer agua de alta calidad a los residentes y negocios de Anaheim ha sido una responsabilidad principal para Anaheim Public Utilities por más de 125 años. Le invitamos a ver nuestro último Informe Sobre la Calidad del Agua en línea al <http://www.anaheim.net/wqr>.

Si gusta que le mandemos un ejemplar impreso a domicilio, o tiene alguna pregunta, contáctese con nosotros al 714-765-4556 ó por email a: waterquality@anaheim.net.

Jonathan Sanks

From: No Reply
Sent: Thursday, June 10, 2021 7:03 AM
To: Anaheim Water Quality
Subject: Anaheim Public Utilities Annual Water Quality Report



Dear Water Customer,

Delivering high quality water to Anaheim residents and businesses has been a core responsibility of Anaheim Public Utilities for more than 125 years. We invite you to view our latest Water Quality Report online at

<http://www.anaheim.net/wqr>.

If you would like a printed copy mailed to your address, or you have any questions, please contact us at email to: waterquality@anaheim.net or 714.765.4556.

Estimado Cliente,

El ofrecer agua de alta calidad a los residentes y negocios de Anaheim ha sido una responsabilidad principal para Anaheim Public Utilities por más de 125 años. Le invitamos a ver nuestro último Informe Sobre la Calidad del Agua en línea al <http://www.anaheim.net/wqr>.

Si gusta que le mandemos un ejemplar impreso a domicilio, o tiene alguna pregunta, contáctese con nosotros al 714-765-4556 ó por email a: waterquality@anaheim.net.

Anaheim Bulletin

1771 S. Lewis Street
Anaheim, CA 92805
714-796-2209

5190168

ANAHEIM, CITY OF/CLERKS OFF
200 S ANAHEIM BLVD STE 217
ANAHEIM, CA 92805-3820

FILE NO. WaterQualityReport2021

AFFIDAVIT OF PUBLICATION

STATE OF CALIFORNIA, }

County of Orange

SS.

I am a citizen of the United States and a resident of the County aforesaid; I am over the age of eighteen years, and not a party to or interested in the above-entitled matter. I am the principal clerk of the Anaheim Bulletin, a newspaper that has been adjudged to be a newspaper of general circulation by the Superior Court of the County of Orange, State of California, on December 28, 1951, Case No. A-21021 in and for the City of Anaheim, County of Orange, State of California; that the notice, of which the annexed is a true printed copy, has been published in each regular and entire issue of said newspaper and not in any supplement thereof on the following dates, to wit:

06/10/2021

I certify (or declare) under the penalty of perjury under the laws of the State of California that the foregoing is true and correct:

Executed at Anaheim, Orange County, California, on
Date: June 10, 2021.



Signature

PROOF OF PUBLICATION

Legal No. **0011465717**

ANAHEIM WATER QUALITY REPORT

The City of Anaheim Water Quality Report is now available. Delivering high quality water to Anaheim residents and businesses has been a core responsibility of Anaheim Public Utilities for more than 125 years. We invite you to view our latest Water Quality Report online at <http://www.anaheim.net/wqr>. If you would like a printed copy mailed to your address, or you have any questions, please contact us at waterquality@anaheim.net or 714-765-4556.

El Informe Sobre la Calidad del Agua de la ciudad de Anaheim ya está disponible. El ofrecer agua de alta calidad a los residentes y negocios de Anaheim ha sido una responsabilidad principal para Anaheim Public Utilities por más de 125 años. Le invitamos a ver nuestro último Informe Sobre la Calidad del Agua en línea al <http://www.anaheim.net/wqr>. Si gusta que le mandemos un ejemplar impreso a domicilio, o tiene alguna pregunta, contáctese con nosotros al 714-765-4556 o waterquality@anaheim.net.

Published Anaheim Bulletin June 10, 2021 11465717

Copy of newspaper publication

Anaheim Public Utilities

City of Anaheim
201 South Anaheim Boulevard
Anaheim, CA 92805

Questions?

Please call 714-765-3300 or visit
us online at www.anaheim.net

SUMMARY OF YOUR 05/25/21 BILL

ACCOUNT #

009579800

CUSTOMER NAME/MAILING ADDRESS

ANDY ANAHEIM
201 S ANAHEIM BLVD SOLAR
ANAHEIM CA 92805

SERVICE ADDRESS:

201 S ANAHEIM BLVD SOLAR

BLOCK #: 1107

AMOUNT

BILL DATED	03/26/21	\$4,058.79
TOTAL PAYMENTS SINCE	03/26/21	\$0.00
TOTAL ADJUSTMENTS SINCE	03/26/21	\$-350.00
TOTAL BALANCE FORWARD		\$3,708.79
LEVEL PAY/INSTALLMENT		\$0.00
TOTAL CURRENT CHARGES		\$417.25

TOTAL AMOUNT DUE

\$4,126.04

LAST PAYMENT DATE:

LAST PAYMENT AMOUNT: \$0.00

CY/RT: 35-3504
NEXT METER
READING ON OR
ABOUT: 07/22/21

METER READING SUMMARY

DESCRIPTION	SERVICE PERIOD	# DAYS	METER NUMBER	METER SIZE	METER CONSTANT	PREVIOUS READING	CURRENT READING	TOTAL CONSUMPTION
ELECTRIC	03/24/21 to 05/21/21	58	204000998		1.00	26909	28523	1614 KWH
ELECTRIC	03/24/21 to 05/21/21	58	204000998		1.00	6730	7234	-504 KWH
								1110 KWH
								0 BANK
WATER	03/23/21 to 05/21/21	59	037021N00582	5/8"	1.00	6512	6546	34 HCF

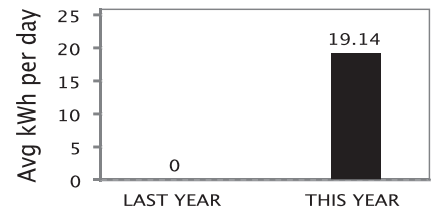
ELECTRIC CHARGES	RATE	CONSUMPTION	
CUSTOMER CHARGE			\$9.67
BASIC LIFELINE	0.120000	580 KWH	\$69.60
NON LIFELINE	0.197400	530 KWH	\$104.62
UNDERGROUND SURCHARGE			\$7.36
RATE STABILIZATION			\$16.96
Total Electric Charges			\$208.21

WATER CHARGES	RATE	CONSUMPTION	
CUSTOMER CHARGE			\$19.47
COMMODITY	0.500000	34 HCF	\$17.00
COMMODITY ADJUSTMENT	2.270000	34 HCF	\$77.18
SYSTEM RELIABILITY	0.825000	34 HCF	\$28.05
Total Water Charges			\$141.70

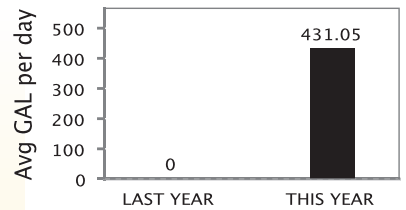
PARAMEDIC PROGRAM		
PARAMEDIC MEMBERSHIP		\$7.16
Total Paramedic Charges		\$7.16

OTHER CHARGES		
STREET SWEEPING FEE		\$4.50
SOLID WASTE COLLECTION 96 GALLON CART		\$43.65
WASTE WATER SYSTEM MAINTENANCE		\$11.70
STATE ENERGY SURCHARGE		\$0.33

ELECTRIC USAGE COMPARISON



WATER USAGE COMPARISON



1 HCF = 748 gallons

The 2021 Anaheim Public Utilities Water Quality Report is now available for viewing at www.anaheim.net/wqr. If you would like a printed copy mailed to your address, or if you have any questions, please contact us at waterquality@anaheim.net or 714.765.4556.

El 2021 Informe Sobre La Calidad de Agua de Anaheim Public Utilities ya está disponible en www.anaheim.net/wqr. Si gusta que le mandemos un ejemplar impreso a domicilio, o tiene alguna pregunta, contáctese con nosotros al 714-765-4556 o waterquality@anaheim.net.

Fold and tear here. Please return this portion with your payment. Do not include correspondence with your payment. All correspondence should be sent to:
Customer Service, P.O. Box 3222, Anaheim, CA 92803-3222

Anaheim Public Utilities

Check payable to: **City of Anaheim**

If you would like to receive your
bill electronically, please check here
and enter your email address below:



ACCOUNT

009579800

SERVICE ADDRESS:

201 S ANAHEIM BLVD SOLAR

REMITTANCE STUB

BALANCE FORWARD CURRENT CHARGES TOTAL AMOUNT DUE

\$3,1

PAST DUE

TO DATE

ENTER AMOUNT PAID

Please do not send cash.

Do not staple or clip payment.

Sample bill with notice of availability

APA0525A
1000000001 1/1



ANDY ANAHEIM
201 S ANAHEIM BLVD SOLAR
ANAHEIM CA 92805



City of Anaheim
201 South Anaheim Boulevard
P.O. Box 3069
Anaheim CA 92803-3069

000957980020000000002105250000412604000004172501007