

## APPENDIX B: eCCR Certification Form (Suggested Format)

### Consumer Confidence Report Certification Form

*(To be submitted with a copy of the CCR)*

|                      |                                  |
|----------------------|----------------------------------|
| Water System Name:   | Mammoth Community Water District |
| Water System Number: | CA26100001                       |

The water system named above hereby certifies that its Consumer Confidence Report was distributed on 06/04/2022 to customers (and appropriate notices of availability have been given). Further, the system certifies that the information contained in the report is correct and consistent with the compliance monitoring data previously submitted to the State Water Resources Control Board, Division of Drinking Water (DDW).

Certified by:

|                            |                                  |
|----------------------------|----------------------------------|
| Name: Clay Murray          | Title: Operations Superintendent |
| Signature:                 | Date: 09/23/2022                 |
| Phone number: 760-934-2596 |                                  |

*To summarize report delivery used and good-faith efforts taken, please complete this page by checking all items that apply and fill-in where appropriate:*

- ☐ CCR was distributed by mail or other direct delivery methods (attach description of other direct delivery methods used).
- ☒ CCR was distributed using electronic delivery methods described in the Guidance for Electronic Delivery of the Consumer Confidence Report (water systems utilizing electronic delivery methods must complete the second page).
- ☒ "Good faith" efforts were used to reach non-bill paying consumers. Those efforts included the following methods:
  - ☒ Posting the CCR at the following URL: <https://mcwd.dst.ca.us/wp-content/uploads/2022/05/CCR-2022.pdf>
  - ☐ Mailing the CCR to postal patrons within the service area (attach zip codes used)
  - ☒ Advertising the availability of the CCR in news media (attach copy of press release)
  - ☐ Publication of the CCR in a local newspaper of general circulation (attach a copy of the published notice, including name of newspaper and date published)
  - ☒ Posted the CCR in public places (attach a list of locations)

- ☐ Delivery of multiple copies of CCR to single-billed addresses serving several persons, such as apartments, businesses, and schools
- ☐ Delivery to community organizations (attach a list of organizations)
- ☐ Publication of the CCR in the electronic city newsletter or electronic community newsletter or listserv (attach a copy of the article or notice)
- ☐ Electronic announcement of CCR availability via social media outlets (attach list of social media outlets utilized)
- ☐ Other (attach a list of other methods used)
- ☐ *For systems serving at least 100,000 persons:* Posted CCR on a publicly-accessible internet site at the following URL: www.\_\_\_\_\_
- ☐ *For privately-owned utilities:* Delivered the CCR to the California Public Utilities Commission

### **Consumer Confidence Report Electronic Delivery Certification**

*Water systems utilizing electronic distribution methods for CCR delivery must complete this page by checking all items that apply and fill-in where appropriate.*

- ☒ Water system mailed a notification that the CCR is available and provides a direct URL to the CCR on a publicly available website where it can be viewed (attach a copy of the mailed CCR notification). URL: <https://mcwd.dst.ca.us/wp-content/uploads/2022/05/CCR-2022.pdf>
- ☐ Water system emailed a notification that the CCR is available and provides a direct URL to the CCR on a publicly available site on the Internet where it can be viewed (attach a copy of the emailed CCR notification). URL: www.\_\_\_\_\_
- ☐ Water system emailed the CCR as an electronic file email attachment.
- ☐ Water system emailed the CCR text and tables inserted or embedded into the body of an email, not as an attachment (attach a copy of the emailed CCR).
- ☐ *Requires prior DDW review and approval.* Water system utilized other electronic delivery method that meets the direct delivery requirement.

*Provide a brief description of the water system's electronic delivery procedures and include how the water system ensures delivery to customers unable to receive electronic delivery.*

URL: <https://mcwd.dst.ca.us/wp-content/uploads/2022/05/CCR-2022.pdf>

Advertising of the availability of the CCR was distributed to news media via press release (see attached press release)

|   |
|---|
| Posted the CCR in public places: Mammoth Lakes Post Office, Mammoth Community Water District front office and permit office |
|   |
|   |
|   |
|   |
|   |
|   |
|   |
|   |
|   |
|   |
|   |
|   |

*This form is provided as a convenience and may be used to meet the certification requirement of section 64483(c) of the California Code of Regulations.*

## News Release

Mammoth Community Water District  
PO Box 597, Mammoth Lakes, CA 93546  
760-934-2596



**FOR IMMEDIATE RELEASE:** June 04, 2022

**CONTACT:** Clay Murray, Operations Superintendent

### **Mammoth Community Water District Consumer Confidence Report on Water Quality in 2021 is Now Available**

---

**Mammoth Lakes, California** – The Mammoth Community Water District’s Consumer Confidence Report on water quality for calendar year 2021 is now available at the District’s Administration Building’s front desk. The report can also be viewed or downloaded from the District’s website, <https://mcwd.dst.ca.us/wp-content/uploads/2022/05/CCR-2022.pdf>. Water delivered by the MCWD in 2021 met all state and federal water quality standards. The report includes detailed information regarding the community’s water supplies such as where your water comes from, what constituents were detected in 2021, and how it compares to state and federal standards.

For questions about the Consumer Confidence Report, please contact the District during normal business hours at (760) 934-2596.

**THIS NOTICE CONTAINS INSTRUCTIONS FOR YOU TO OBTAIN IMPORTANT  
INFORMATION ABOUT YOUR DRINKING WATER.**

**TRANSLATE IT, OR SPEAK WITH SOMEONE WHO UNDERSTANDS IT. - Este reporte contiene las instrucciones  
mas recientes para obtener informacion importante sobre su agua potable. Traducir, o hablar con alguien  
que lo entienda.**

To view your **2021 Consumer Confidence Report** and to learn more about your  
drinking water, please visit the following URL:

**<https://mcwd.dst.ca.us/wp-content/uploads/2022/05/CCR-2022.pdf>**

If you would like a paper copy of the 2021 CCR mailed to your mailing address or would like to speak with  
someone about the report, please call (760) 934-2596.

# MAMMOTH COMMUNITY WATER DISTRICT

## CONSUMER CONFIDENCE REPORT – 2021

This brochure is intended to provide the consumer information about the sources and quality of their drinking water. The information includes levels of detected contaminants, compliance with drinking water regulations, and health related materials in 2021.

### Water System Information

---

This water quality report contains important information about your drinking water supplied by the Mammoth Community Water District (MCWD) Water System to the Town of Mammoth Lakes. *Este informe contiene información muy importante sobre su agua beber. Tradúzcalo o hable con alguien que lo entienda bien. Si usted necesita ayuda para traducir este reporte en español por favor contacte el Distrito al numero (760) 934-2596.*

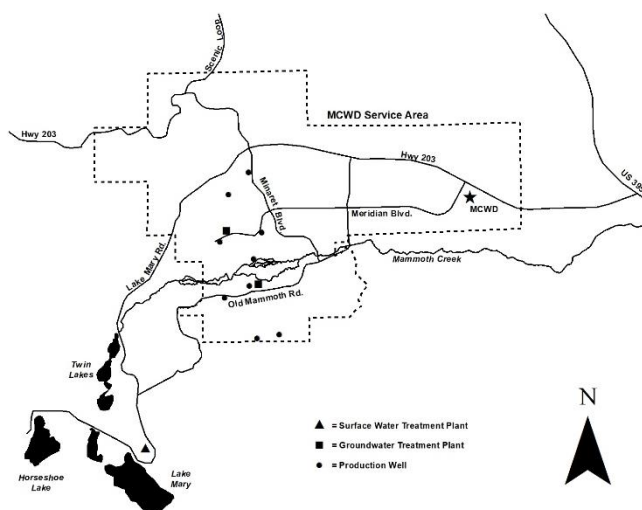
Questions about this water quality report may be addressed by mail to the MCWD, attention Clay Murray, P.O. Box 597, Mammoth Lakes, California 93546; by telephone at (760) 934-2596 x 231; or by e-mail at [Cmurray@mcwd.dst.ca.us](mailto:Cmurray@mcwd.dst.ca.us). This report may also be seen on the District's web site at [www.mcwd.dst.ca.us](http://www.mcwd.dst.ca.us).

Members of the public have the opportunity to participate in decisions that affect drinking water quality by attending any of the MCWD's regularly scheduled Board of Directors meetings. These meetings are held at 5:30 p.m. on the third Thursday of each month and are typically located at the MCWD offices at 1315 Meridian Boulevard across from the Industrial Park, this location may be substituted by an online meeting to provide social distancing for COVID-19. Please refer to the District's website for up to date information about meeting locations and accessibility.

### Sources of Water

---

Water provided to MCWD customers comes from both surface water and groundwater sources. Surface water from Lake Mary is collected, filtered, disinfected, and treated for corrosion control. Groundwater is pumped from nine wells located within the community in the Mammoth Basin watershed. Water from all but one of the wells is treated with ferric chloride and filtered to remove iron, manganese, and arsenic prior to delivery to customers. Water from all wells is disinfected with chlorine and treated for corrosion control. Depending on where you live in the community, you may receive all surface water, all well water, or a combination of the two. The source of your water may also change depending on the season. If you are interested in which water source is being supplied to you at any time, please contact the MCWD.



Source Water Assessments were conducted for the wells and surface water supplies of the MCWD Water System between 2001 and 2009. The purpose of the assessments was to identify potential sources of drinking water contamination. The assessment showed that the MCWD's groundwater production wells are considered most vulnerable to contamination from the sewer collection system. In addition, raw surface water supplies are considered most vulnerable to recreation activities and the sewer collection system. A copy of the complete assessment may be viewed at MCWD office or at SWRCB San Bernardino District Office, 464 West 4<sup>th</sup> Street, Suite 437, San Bernardino, CA 92401. You may request a summary of the assessment be sent to you by contacting the SWRCB District Engineer at (909) 383-4328 or by contacting MCWD, (760) 934-2596 or (760) 934-4080 (fax). In 2021, the District updated its Watershed Sanitary Survey, which identifies potential sources of contamination to the surface water supplies and is available at the MCWD offices.

## Definitions

The following are definitions of key terms that consumers will need to understand the data listed in the tables that shows the level of each detected contaminant.

- **Maximum Contaminant Level (MCL):** The highest level of a contaminant that is allowed in drinking water. Primary MCLs are set as close to the PHGs (or MCLGs) as is economically and technologically feasible. Secondary MCLs are set to protect the odor, taste, and appearance of drinking water.
- **Maximum Contaminant Level Goal (MCLG):** The level of a contaminant in drinking water below which there is no known or expected risk to health. MCLGs are set by the U.S. Environmental Protection Agency.
- **Public Health Goal (PHG):** The level of a contaminant in drinking water below which there is no known or expected risk to health. PHGs are set by the California Environmental Protection Agency.
- **Maximum residual disinfectant level (MRDL):** The highest level of a disinfectant allowed in drinking water. There is convincing evidence that addition of a disinfectant is necessary for control of microbial contaminants.
- **Maximum residual disinfectant level goal (MRDLG):** The level of a drinking water disinfectant below which there is no known or expected risk to health. MRDLGs do not reflect the benefits of the use of disinfectants to control microbial contaminants.
- **Primary Drinking Water Standard (PDWS):** MCLs and MRDLs for contaminants that affect health along with their monitoring and reporting requirements, and water treatment requirements.
- **Secondary Drinking Water Standards (SDWS):** MCLs for contaminants that affect taste, odor, or appearance of the drinking water. Contaminants with SDWSs do not affect the health at the MCL levels.
- **Treatment Technique (TT):** A required process intended to reduce the level of a contaminant in drinking water.
- **Action Level (AL):** The concentration of a contaminant which, if exceeded, triggers treatment or other requirements that a water system must follow.
- **pCi/L:** picocuries per liter (a measure of radiation)
- **N/A:** not applicable **ppb:** parts per billion or micrograms per liter **ppm:** parts per million or milligrams per liter **NTU:** Nephelometric Turbidity Units **µS/cm:** microsiemens per centimeter **ND:** below laboratory detection limits

## Detected Contaminants

Note: The state allows MCWD to monitor for some contaminants less than once per year because the concentrations of these contaminants do not change frequently. Some of our data, though representative, are more than one year old.

**Sampling Results Showing Detection of a Contaminant with a Primary Drinking Water Standard**

| Inorganic Contaminants              | MCL        | PHG (MCLG)  | MCWD Water |             | Sample Date(s) | Violation?        | Typical Source of Contaminant                   |
|-------------------------------------|------------|-------------|------------|-------------|----------------|-------------------|---|
|                                     |            |             | Average    | Range       |                |                   |   |
| Arsenic (ppb)                       | 10         | 0.004       | 2.4        | ND – 6.6    | 2021           | No <sup>(1)</sup> | Erosion of natural deposits                     |
| Fluoride (ppm)                      | 2.0        | 1           | 0.27       | ND – 0.49   | 2020 & 2021    | No                | Erosion of natural deposits                     |
| Gross Alpha (pCi/L)                 | 15         | (0)         | 1.725      | 0.02 – 9.99 | 2020           | No                | Erosion of natural deposits                     |
| Disinfection Byproducts             | MCL [MRDL] | PHG [MRDLG] | MCWD Water |             | Sample Date(s) | Violation?        | Typical Source Of Contaminant                   |
|                                     |            |             | Average    | Range       |                |                   |   |
| TTHMs [Total trihalomethanes] (ppb) | 80         | N/A         | 21.5       | 21 - 22     | 2021           | No                | Byproduct of drinking water chlorination        |
| Haloacetic Acids (ppb)              | 60         | N/A         | 11.6       | 9.2 – 14    | 2021           | No                | Byproduct of drinking water disinfection        |
| Chlorine Residual (ppm)             | [4]        | [4]         | 0.87       | 0.37 – 1.22 | 2021           | No                | Drinking water disinfectant added for treatment |

<sup>(1)</sup>While MCWD's drinking water meets the federal and state standard for arsenic, it does contain low levels of arsenic. The arsenic standard balances the current understanding of arsenic's possible health effects against the cost of removing arsenic from drinking water and is based on a running annual average for compliance purposes. The U.S. Environmental Protection Agency continues to research the health effects of low levels of arsenic, which is a mineral known to cause cancer in humans at high concentrations and is linked to other health effects such as skin damage and circulatory problems.

**Turbidity – Results of Direct Filtration Process of Surface Water 2021**

|                                      | MCL <sup>(3)</sup>      | Highest single measurement in 2021 | Lowest monthly percentage of samples meeting turbidity limits | Violation? | Typical Source of Contaminant |
|--------------------------------------|-------------------------|------------------------------------|---|------------|-------------------------------|
| <b>Turbidity<sup>(2)</sup> (NTU)</b> | 5.0 NTU                 | 0.63                               | N/A   | No         | Soil runoff                   |
|                                      | 95% of samples <0.5 NTU | N/A                                | 100%  | No         |                               |

<sup>(2)</sup> Turbidity is a measurement of the cloudiness of water and is a good indicator of the effectiveness of our MCWD's filtration system.

<sup>(3)</sup> The MCL for turbidity is based upon the effectiveness of MCWD's treatment technique or TT, which is direct filtration.

**Inorganic Contaminants - Lead and Copper in Residential Taps in 2020**

| Contaminant  | Action Level (AL) | PHG (MCLG) | Number of Samples Collected | 90 <sup>th</sup> Percentile Level Detected | Number of Sites Exceeding AL | Typical Source of Contaminant                          |
|--------------|-------------------|------------|-----------------------------|--|------------------------------|--|
| Lead (ppb)   | 15                | 0.2        | 20                          | ND   | 0                            | Internal corrosion of household water plumbing systems |
| Copper (ppm) | 1.3               | 0.3        | 20                          | 0.15                                       | 0                            | Internal corrosion of household water plumbing systems |

**Sampling Results Showing Detection of a Contaminant with a Secondary Drinking Water Standard**

| Secondary Contaminants       | Secondary MCL | MCWD Water |          | Sample Date(s) | Violation? | Typical Source of Contaminant           |
|------------------------------|---------------|------------|----------|----------------|------------|---|
|                              |               | Average    | Range    |                |            |   |
| Iron (ppb)                   | 300           | 31         | ND – 420 | 2021           | No         | Leaching from natural deposits          |
| Sulfate (ppm)                | 500           | 13.55      | 4.4 – 51 | 2021           | No         | Runoff/leaching from natural deposits   |
| Specific Conductance (µS/cm) | 1600          | 300        | 48 – 580 | 2020           | No         | Substances that form ions when in water |
| Total Dissolved Solids       | 1000          | 219        | 19 – 360 | 2020           | No         | Runoff/leaching from natural deposits   |
| Chloride (ppm)               | 500           | 0.52       | ND – 2.6 | 2020           | No         | Runoff/leaching from natural deposits   |

**Sampling Results for Microbiological Analysis 2021 (Total Coliform Rule)**

| Microbiological Contaminants | Highest No. of Detections | No. of months in violation | MCL   | MCLG | Typical Source of Bacteria           |
|------------------------------|---------------------------|----------------------------|---|------|--------------------------------------|
| Total Coliform Bacteria      | 0                         | 0                          | 5% of monthly samples are positive for total coliform   | 0    | Naturally present in the environment |
| Fecal Coliform or E. coli    | 0                         | 0                          | A routine sample and a repeat sample detect total coliform and either sample also detects fecal coliform or E. coli | 0    | Human and animal fecal waste         |

**Sampling Results for Sodium and Hardness**

| Chemical       | Average | Range    | Sample Date(s) | MCL  | MCLG | Typical Source Contaminant   |
|----------------|---------|----------|----------------|------|------|--|
| Sodium (ppm)   | 29      | 1.4 – 63 | 2020 & 2021    | none | none | Sodium refers to the salt present in the water and is generally naturally occurring  |
| Hardness (ppm) | 127     | 20 – 210 | 2020 & 2021    | none | none | Hardness is generally the sum of magnesium and calcium cations present in the water, which are usually naturally-occurring |



## **Additional General Information on Drinking Water**

---

If present, elevated levels of lead can cause serious health problems, especially for pregnant women and young children. Lead in drinking water is primarily from materials and components associated with service lines and home plumbing. MCWD is responsible for providing high quality drinking water, but cannot control the variety of materials used in the customer's plumbing components. When your water has been sitting for several hours, you can minimize the potential for lead and copper exposure by flushing your tap for 30 seconds to 2 minutes before using water for drinking or cooking. If you do so, you may wish to collect the flushed water and reuse it for another beneficial purpose, such as watering plants. If you are concerned about lead or copper in your water, you may wish to have your water tested. Information on lead in drinking water, testing methods, and steps you can take to minimize exposure is available from the Safe Drinking Water Hotline (1-800-426-4791) or at <http://www.epa.gov/lead>. In early 2017, the State Water Resources Control Board Division of Drinking Water issued amendments to the domestic water supply permits of approximately 1,200 community water systems so that schools that are served by a public water system could request assistance from their public water system to conduct water sampling for lead and receive technical assistance if an elevated lead sample is found. None of the schools in the Town of Mammoth Lakes requested testing for lead.

Drinking water, including bottled water, may reasonably be expected to contain at least small amounts of some contaminants. The presence of contaminants does not necessarily indicate that water poses a health risk. More information about contaminants and potential health effects can be obtained by calling the USEPA's Safe Drinking Water Hotline (1-800-426-4791).

Some people may be more vulnerable to contaminants in drinking water than the general population. Immuno-compromised persons such as persons with cancer undergoing chemotherapy, persons who have undergone organ transplants, people with HIV/AIDS or other immune system disorders, some elderly, and infants can be particularly at risk from infections. These people should seek advice about drinking water from their health care providers. USEPA/Centers for Disease Control (CDC) guidelines on appropriate means to lessen the risk of infection by *Cryptosporidium* and other microbial contaminants are available from the Safe Drinking Water Hotline (1-800-426-4791).

The sources of drinking water (both tap water and bottled water) include rivers, lakes, streams, ponds, reservoirs, springs, and wells. As water travels over the surface of the land or through the ground, it dissolves naturally-occurring minerals and, in some cases, radioactive material, and can pick up substances resulting from the presence of animals or from human activity.

Contaminants that may be present in source water include:

- Microbial contaminants, such as viruses and bacteria, that may come from sewage treatment plants, septic systems, agricultural livestock operations, and wildlife.
- Inorganic contaminants, such as salts and metals, that can be naturally-occurring or result from urban stormwater runoff, industrial or domestic wastewater discharges, oil and gas production, mining, or farming.
- Pesticides and herbicides, that may come from a variety of sources such as agriculture, urban stormwater runoff, and residential uses.
- Organic chemical contaminants, including synthetic and volatile organic chemicals, that are by-products of industrial processes and petroleum production, and can also come from gas stations, urban stormwater runoff, agricultural application, and septic systems.
- Radioactive contaminants, that can be naturally-occurring or be the result of oil and gas production and mining activities.





In order to ensure that tap water is safe to drink, the USEPA and the State Water Resources Control Board (State Board) prescribe regulations that limit the amount of certain contaminants in water provided by public water systems. State Board regulations also establish limits for contaminants in bottled water that provide the same protection for public health.

## Water Restrictions in Effect for 2022

Please visit the MCWD conservation website for further information: <https://mcwd.dst.ca.us/water-conservation-regulations/>

Irrigation restrictions for the 2022 season will be in effect through the summer.

During the period of a declared Level 3 Condition, all water customers shall comply with all Level 0, Level 1, and Level 2 restriction measures (see website for details) and shall comply with the following additional conservation measures:

| <b>LEVEL 3<br/>WATERING SCHEDULE</b>                           |     |     |   |   |     |   |   |
|--|-----|-----|---|---|-----|---|---|
| <b>SPRINKLER TIMES : 1-6AM &amp; 8-11PM</b>                    |     |     |   |   |     |   |   |
|  | MON | TUE | WED   | THUR  | FRI | SAT   | SUN   |
| <b>EVEN</b><br>Address   | *   | *   |  | *   | *   |  | *   |
| <b>ODD</b><br>Address  | *   | *   | *   |  | *   | *   |  |
| <b>ALL PROPERTIES</b>  |     |     |   |   |     |   |   |
| Hand Watering Allowed : 6-10AM & 4-9PM on Wed, Thur, Sat & Sun |     |     |   |   |     |   |   |

### Water Conservation Tips for Consumers

Did you know that the average U.S. household uses approximately 400 gallons of water per day or 100 gallons per person per day? Luckily, there are many low-cost and no-cost ways to conserve water. Small changes can make a big difference – try one today and soon it will become second nature.

- Take short showers – a 5 minutes shower uses 6 to 12 gallons of water, depending on your showerhead, compared to up to 50 gallons for a bath.
- Shut off water while brushing your teeth, washing your hair, and shaving and save up to 500 gallons a month.
- Use a water-efficient showerhead. They are inexpensive, easy to install, and can save you up to 750 gallons a month. Free water-efficient showerheads are available from MCWD.
- Run your clothes washer and dishwasher only when they are full. You can save up to 1,000 gallons a month. MCWD has a clothes washer and dishwasher-replacement rebate program.
- Water plants only when necessary.
- Fix leaking toilets and faucets. Faucet washers are inexpensive and take only a few minutes to replace. To check your toilet for a leak, place a few drops of food coloring in the tank and wait. If it seeps into the toilet bowl without flushing, you have a leak. The MCWD has free testing dye available. Fixing it or replacing it with a new, more efficient model can save up to 1,000 gallons a month. MCWD has a toilet-replacement rebate program.
- Adjust sprinklers so only your lawn is watered. Apply water only as fast as the soil can absorb it and during the cooler parts of the day to reduce evaporation.
- Teach your kids about water conservation to ensure a future generation that uses water wisely. Make it a family effort to reduce next month's water bill!
- Visit [www.epa.gov/watersense](http://www.epa.gov/watersense) for more information.