2025 Annual

WATER QUALITY REPORT

GOLDSIDE

PWS ID: CA2010014

CALIFORNIA AMERICAN WATER

WE KEEP LIFE FLOWING®

Water Quality Report **Summary**

We are proud to share our annual Water Quality Report – also known as a Consumer Confidence Report or CCR.

This report provides important details about your drinking water – like where it comes from and what we detected when we sampled. It also explains the importance of protecting water sources and the extensive effort required to deliver safe, clean, and reliable drinking water service – reminding us that keeping water clean is everyone's responsibility.

We are pleased to report that in 2025, your water met state and federal drinking water requirements.

There is more to it than just sampling!

Dedicated employees.

Our employees care deeply about providing essential water and wastewater services to the customers they serve. From the people collecting samples to those working in the treatment plant to those that keep water flowing through the pipes, our employees strive to be the best at what they do!

Investing in your water.

At California American Water, we know how important it is to keep our water system reliable and resilient. Last year, we invested more than $200 million across the state to upgrade water and wastewater treatment and pipeline systems.

Your Voice Matters.

California American Water welcomes your feedback about your water. If you would like to share your thoughts, ask questions, or receive a copy of this report, call our Customer Service team Monday–Friday, 7 a.m. to 7 p.m., at 1-888-237-1333. You can also visit amwater.com/caaw and follow us on Facebook, X, Instagram, and YouTube.

IMPORTANT: Please share this information with anyone who drinks this water (or their guardians), especially those who may not have received this report directly (for example, people in apartments, nursing homes, schools, and businesses). You can do this by posting this report in a public place or distributing copies by hand, mail, email, or another method.

ENGLISH
This report contains important information about your drinking water. Translate it, or speak with someone who understands it at the number listed below.

SPANISH/ESPAÑOL
Este informe contiene información importante sobre su agua potable. Tradúzcalo o hable con alguien que lo entienda bien llamando al número de teléfono que aparece debajo.

TRADITIONAL CHINESE/繁體中文
該報告包含有關您的飲用水的重要資訊。請將其翻譯，或撥打以下電話與理解報告內容之人士溝通。

TRADITIONAL CHINESE (HONG KONG)/繁體中文 (香港地區)
該報告載有關乎閣下飲用水之重要資訊。請將報告內容翻譯，或致電下列號碼，與精通報告內容之人士聯絡。

SIMPLIFIED CHINESE/简体中文
本报告包含关于您的饮用水的重要信息。请将其翻译，或拨打以下电话与理解报告内容的人员沟通。

CREOLE/KREYÒL AYISYEN
Rapò sa a gen ladan enfòmasyon enpòtan sou dlo pou bwè a. Tradui li, oubyen pale ak yon moun ki konprann li nan nimewo ki endike anba a.

CROATIAN/HRVATSKI
Ovo izvješće sadrži važne informacije u vezi vaše pitke vode. Dajte ga prevesti, ili razgovarajte s osobom koja ga razumije, a koju osobu možete kontaktirati na donji broj.

GERMAN/DEUTSCH
Dieser Bericht enthält wichtige Informationen zu Ihrem Trinkwasser. Lassen Sie ihn übersetzen oder rufen Sie die unten angegebene Telefonnummer an, um mit jemandem zu sprechen, der Ihnen den Inhalt erklären kann.

GUJARATI/ગુજરાતી
આ રિપોર્ટમાં તમારા પીવાના પાણી વિશે મહત્વપૂર્ણ માહિતી છે. તેનો અનુવાદ કરો અથવા નીચે આપેલ નંબર પર તેને સમજતા કોઈ વ્યક્તિ સાથે વાત કરો.

HINDI/हिन्दी
इस रिपोर्ट में आपके पीने के पानी के बारे में महत्वपूर्ण जानकारी है। इसका अनुवाद करें, या नीचे दिए गए नंबर पर इसे समझने वाले किसी व्यक्ति से बात करें।

HMONG/HMOOB
Daim ntawv tshaj qhia no muaj cov ntaub ntawv tseem ceeb txog koj cov dej haus. Txhais nws, lossis tham nrog ib tus neeg uas nkag siab txog nws ntawm tus nab npawb xov tooj uas teev tseg hauv qab no.

ITALIAN/ITALIANO
Questo resoconto contiene informazioni importanti sulla sua acqua potabile. Lo traduca oppure ne parli con qualcuno che lo comprende al numero elencato di seguito.

KOREAN/한국어
이 보고서는 귀하가 마시는 물에 관한 중요한 정보를 담고 있습니다. 아래에 기재된 전화번호로 연락하여 번역을 요청하거나, 내용을 이해하는 사람과 상담하십시오.

POLISH/POLSKI
Niniejszy raport zawiera ważne informacje dotyczące wody pitnej. Proszę go przetłumaczyć lub skontaktować się z osobą, która go rozumie, dzwoniąc pod numer podany poniżej.

PORTUGUESE/PORTUGUÊS
Este relatório contém informações importantes sobre sua água potável. Para obter uma tradução ou conversar com alguém que compreenda o conteúdo, ligue para o número fornecido abaixo.

RUSSIAN/РУССКИЙ ЯЗЫК
Этот отчет содержит важную информацию о Вашей питьевой воде. Переведите его или обратитесь к кому-либо, кто его понимает, позвонив по указанному ниже номеру.

TAGALOG
Ang ulat na ito ay naglalaman ng mahalagang impormasyon tungkol sa iyong inuming tubig. Isalin ito, o makipag-usap sa isang taong nakakaunawa nito sa numerong nakalista sa ibaba.

VIETNAMESE/TIẾNG VIỆT
Bản báo cáo này chứa đựng những thông tin quan trọng về nước uống của quý vị. Vui lòng dịch nội dung này hoặc liên hệ với người hiểu được nội dung này tại số điện thoại được liệt kê bên dưới.

ARABIC/العربية
يحتوي هذا التقرير على معلومات مهمة حول مياه الشرب الخاصة بك. يُرجى ترجمته أو التحدث مع شخص يفهمه من خلال الاتصال على الرقم المذكور أدناه.

FARSI/فارسی
این گزارش حاوی اطلاعات مهمی درباره آب آشامیدنی شما است. آن را ترجمه کنید، یا با شخصی که آن را درک می کند از طریق شماره ذکر شده در زیر تماس بگیرید.

1-888-237-1333

Water Quality **Results**

Our team of experts conducts extensive sampling on the quality of your water. The tables on the following pages show the substances that were detected. This includes substances with drinking water limits and some that are not currently regulated. Definitions are also provided to help you understand key terms and acronyms.

Most results come from samples collected last year. Some results are from previous years because less sampling is required if levels remain consistently low. In addition, with the exception of atrazine, simazine, and 1,2,3-TCP, the Division of Drinking Water has granted waivers that exempt us from sampling for synthetic organic compounds during the 2023-2025 monitoring period.

For more information about the results included in these tables, including lead tap sampling, please contact CAW-Northern Division's Water Quality/Environmental Compliance Manager, Vanessa Arroyo, at 916-568-4225.

Special Health Information

Some people may be more vulnerable to contaminants in drinking water than the general population. Immuno-compromised persons such as persons with cancer undergoing chemotherapy, persons who have undergone organ transplants, people with HIV/AIDS or other immune system disorders, some elderly, and infants can be particularly at risk from infections. These people should seek advice about drinking water from their health care providers. EPA/Centers for Disease Control and Prevention (CDC) guidelines on appropriate means to lessen the risk of infection by Cryptosporidium and other microbial contaminants are available from the Safe Drinking Water Hotline (800-426-4791) or on EPA's website epa.gov/safewater.

PRIMARY REGULATED SUBSTANCES - Collected at the Source and/or Drinking Water Storage Tank

Substance (with units)	Year Sampled	Compliance Achieved	MCL	PHG (MCLG)	Average Compliance Result	Range Detected	Typical Source
Arsenic (ppb)[1]	2023-2024	Yes	10	0.004	1.5	ND to 3.0	Erosion of natural deposits; runoff from orchards; Glass and electronics production wastes
Barium (ppm)[2]	2023-2024	Yes	1	2	0.05	ND to 0.20	Discharge of drilling wastes; Discharge from metal refineries; Erosion of natural deposits
Chromium, Hexavalent (ppb)[3]	2024	Yes	10	0.02	0.02	ND to 0.10	Erosion of natural deposits; transformation of naturally occurring trivalent chromium to hexavalent chromium by natural processes and human activities
Fluoride (naturally occurring) (ppm)[4]	2023-2024	Yes	2.0	1	0.28	ND to 0.40	Erosion of natural deposits; discharge from fertilizer and aluminum factories
Nitrate (as N) (ppm)[5]	2025	Yes	10	10	0.16	ND to 0.63	Runoff and leaching from fertilizer use; Leaching from septic tanks and sewage; Erosion of natural deposits
Gross Alpha Particle Activity (pCi/L)[6]	2023-2024	Yes	15	(0)	7.6	ND to 14	Erosion of natural deposits

1 - Some people who drink water containing arsenic in excess of the MCL over many years may experience skin damage or circulatory system problems, and may have an increased risk of getting cancer.
2 - Some people who drink water containing barium in excess of the MCL over many years may experience an increase in blood pressure.
3 – Some people who drink water containing hexavalent chromium in excess of the MCL over many years may have an increased risk of getting cancer.
4 – Some people who drink water containing fluoride in excess of the federal MCL of 4 mg/L over many years may get bone disease, including pain and tenderness of the bones. Children who drink water containing fluoride in excess of the state MCL of 2 mg/L may get mottled teeth.
5 - Infants below the age of six months who drink water containing nitrate in excess of the MCL may quickly become seriously ill and, if untreated, may die because high nitrate levels can interfere with the capacity of the infant's blood to carry oxygen. Symptoms include shortness of breath and blueness of the skin. High nitrate levels may also affect the oxygen-carrying ability of the blood of pregnant women.
6 – Certain minerals are radioactive and may emit a form of radiation known as alpha radiation. Some people who drink water containing alpha emitters in excess of the MCL over many years may have an increased risk of getting cancer.

PRIMARY REGULATED SUBSTANCES (CONTINUED) - Collected at the Source and/or Drinking Water Storage Tank

Substance (with units)	Year Sampled	Compliance Achieved	MCL	PHG (MCLG)	Average Compliance Result	Range Detected	Typical Source
Combined Radium (pCi/L)[7]	2023-2024	Yes	5	(0)	0.60	ND to 1.3	Erosion of natural deposits
Uranium (pCi/L)[8]	2023-2024	Yes	20	0.43	5.1	0.85 to 7.7	Erosion of natural deposits

7 – Some people who drink water containing radium 226 or 228 in excess of the MCL over many years may have an increased risk of getting cancer.
8 – Some people who drink water containing uranium in excess of the MCL over many years may have kidney problems or an increased risk of getting cancer.

LEAD AND COPPER MONITORING PROGRAM - At least 10 tap water samples collected at customers' taps every 3 years

Substance (with units)	Year Sampled	Compliance Achieved	MCLG (PHG)	Action Level	90th Percentile	Range	Number of Homes Sampled	Homes Above Action Level	Typical Source
Lead (ppb)	2025	Yes	0 (0.2)	15	6	ND to 13	10	0	Corrosion of household plumbing systems
Copper (ppm)	2025	Yes	1.3 (0.3)	1.3	0.179	ND to 0.297	10	0	Corrosion of household plumbing systems

Lead and Copper: Compliance is achieved when at least 90% of samples collected from water standing in contact with plumbing for at least 6 hours are below the Action Level. Complete lead tap sampling data are available for review by contacting Vanessa Arroyo, at 916-568-4225.

Exposure to lead in drinking water can cause serious health effects in all age groups. Infants and children can have decreases in IQ and attention span. Lead exposure can lead to new learning and behavior problems or exacerbate existing learning and behavior problems. The children of women who are exposed to lead before or during pregnancy can have increased risk of these adverse health effects. Adults can have increased risks of heart disease, high blood pressure, kidney or nervous system problems. Copper is an essential nutrient, but some people who drink water containing copper in excess of the action level over a relatively short amount of time may experience gastrointestinal distress. Some people who drink water containing copper in excess of the action level over many years may suffer liver or kidney damage. People with Wilson's Disease should consult their personal doctor.

DISINFECTION BYPRODUCTS - Collected in the Distribution System

Substance (with units)	Year Sampled	Compliance Achieved	MCLG	MCL	Highest LRAA	Range Detected	Typical Source
Haloacetic Acids (ppb)	2025	Yes	N/A	60	ND	N/A	By-product of drinking water disinfection
Total Trihalomethanes (ppb)	2025	Yes	N/A	80	1	N/A	By-product of drinking water disinfection

Haloacetic Acids (HAAs) and Total Trihalomethanes (TTHMs): Compliance based on the highest LRAA (locational running annual average) that is calculated quarterly. The highest quarterly LRAA is provided in the table. Drinking water containing these byproducts in excess of the MCL may lead to adverse health effects, liver or kidney problems, or nervous system effects, and may lead to an increased risk of cancer.

DISINFECTANTS- Collected in the Distribution System

Substance (with units)	Year Sampled	Compliance Achieved	MRDLG	MRDL	Highest Running Annual Average	Range Detected	Typical Source
Chlorine (ppm)	2025	Yes	4	4	0.91	0.55 to 1.1	Water additive used to control microbes

Chlorine: A public water system is compliant with the MRDL if the running annual average of monthly averages of samples taken in the distribution system computed quarterly is less than or equal to the MRDL. Some people who use water containing chlorine well in excess of the MRDL could experience irritating effects to their eyes and nose. Some people who drink water containing chlorine well in excess of the MRDL could experience stomach discomfort.

SECONDARY REGULATED SUBSTANCES – Collected at the Source and/or Drinking Water Storage Tank

Substance (with units)	Year Sampled	Compliance Achieved	SMCL	Average Compliance Result	Range Detected	Typical Source
Chloride (ppm)	2023-2025	Yes	500	260	26 to 329	Erosion or leaching of natural deposits
Color (units)	2023-2024	Yes	15	1.3	ND to 5	Naturally-occurring organic materials
Iron (ppb)	2023, 2025	Yes[1]	300	290	ND to 1870	Erosion of natural deposits; leaching from wood preservatives
Manganese (ppb)	2023, 2025	Yes	50	53	ND to 80	Leaching from natural deposits
pH (su)	2025	Yes	6.5 to 8.5	7.4	6.3 to 8.5	pH is a measure of the acid/base properties of water
Specific Conductance (umhos/cm)	2023-2025	Yes	1600	1060	260 to 1300	Substances that form ions when in water; Seawater influence
Sulfate (ppm)	2023-2025	Yes	500	21	11 to 25	Runoff/leaching from natural deposits; Industrial wastes
Total Dissolved Solids (ppm)	2023-2025	Yes	1000	678	180 to 820	Runoff/leaching from natural deposits
Turbidity (NTU)	2023-2025	Yes	5	0.5	ND to 1.7	Soil runoff
Zinc (ppm)	2023-2024	Yes	5	0.13	ND to 0.28	Runoff/leaching from natural deposits; industrial wastes

SMCLs: EPA has established secondary maximum contaminant levels (SMCLs) as guidelines to assist public water systems in managing their drinking water for aesthetic considerations, such as taste, color, and odor. These contaminants are not considered to present a risk to human health at the SMCL.

1- A plan for mitigating the secondary drinking water standard for iron and manganese is in progress. California American Water is in the process of developing iron and manganese removal water treatment plan with completion expected in 2026.

ADDITIONAL PARAMETERS OF INTEREST - Collected at Treatment Plant Effluent and/or Sources

Substance (with units)	Year Sampled	PHG (NL)	Average Compliance Result	Range Detected	Comments
Aggressive Index	2023-2025	NA	11.8	10.2 to 12.8	An indicator of the corrosivity of water
Boron (ppm)	2023-2024	NA	0.49	ND to 0.70	Boron exposures resulted in decreased fetal weight (developmental effects) in newborn rats
Calcium (ppm)	2023-2025	NA	73	25 to 93	Naturally occurring mineral dissolution. Contributes to hardness
Magnesium (ppm)	2023-2025	NA	6.4	6.0 to 7.0	Naturally occurring mineral dissolution. Contributes to hardness
Total Alkalinity as $CaCO_3$ (ppm)	2023-2025	NA	91	78 to 100	A measurement of the concentration of all alkaline substances dissolved in water
Total Hardness as $CaCO_3$ (ppm)	2023-2025	NA	214	91 to 250	"Hardness" is the sum of polyvalent cations present in the water, generally magnesium and calcium. The cations are usually naturally occurring
Total Hardness as $CaCO_3$ (grains/gal)	2023-2025	NA	12.5	5.3 to 14.6	
Sodium (ppm)	2023-2024	NA	107	14 to 154	Refers to the salt present in the water and is generally naturally occurring

Definition of Terms

These are terms that may appear in your report.

Action Level (AL): The concentration of a contaminant, which, if exceeded, triggers treatment or other requirements which a water system must follow.

Contaminant: Any physical, chemical, biological, or radiological substance or matter in water.

DDW: Division of Drinking Water

Hazard Index: The Hazard Index is an approach that determines the health concerns associated with mixtures of certain PFAS in finished drinking water. Low levels of multiple PFAS that individually would not likely result in adverse health effects may pose health concerns when combined in a mixture. The Hazard Index MCL represents the maximum level for mixtures of PFHxS, PFNA, HFPO-DA, and/or PFBS allowed in water delivered by a public water system. A Hazard Index greater than 1 requires a system to take action.

Herbicide: Any chemical(s) used to control undesirable vegetation.

Level 1 Assessment: A Level 1 assessment is a study of the water system to identify potential problems and determine (if possible) why total coliform bacteria have been found in our water system.

Level 2 Assessment: A Level 2 assessment is a very detailed study of the water system to identify potential problems and determine (if possible) why an E. coli MCL violation has occurred and/or why total coliform bacteria have been found in our water system on multiple occasions.

LRAA: Locational Running Annual Average

Maximum Contaminant Level (MCL): The highest level of a contaminant that is allowed in drinking water. MCLs are set as close to the MCLGs as feasible using the best available treatment technology. See also Secondary Maximum Contaminant Level (SMCL).

Maximum Contaminant Level Goal (MCLG): The level of a contaminant in drinking water below which there is no known or expected risk to health. MCLGs allow for a margin of safety.

Maximum Residual Disinfectant Level (MRDL): The highest level of a disinfectant allowed in drinking water. There is convincing evidence that addition of a disinfectant is necessary for control of microbial contaminants.

Maximum Residual Disinfectant Level Goal (MRDLG): The level of a drinking water disinfectant below which there is no known or expected risk to health. MRDLGs do not reflect the benefits of the use of disinfectants to control microbial contaminants.

MFL: Million fibers per liter

micromhos per centimeter (µmhos/cm): A measure of electrical conductance.

NA: Not applicable

ND: Not detected

Nephelometric Turbidity Units (NTU): Measurement of the clarity, or turbidity, of the water.

Notification Level (NL): The concentration of a contaminant, which, if exceeded, requires notification to DDW and the consumer. Not an enforceable standard.

Pesticide: Generally, any substance or mixture of substances intended for preventing, destroying, repelling, or mitigating any pest.

pH: A measurement of acidity, 7.0 being neutral.

picocuries per liter (pCi/L): Measurement of the natural rate of disintegration of radioactive contaminants in water (also beta particles).

parts per billion (ppb): One part substance per billion parts water; equal to micrograms per liter (µg/L)

parts per million (ppm): One part substance per million parts water; equal to milligrams per liter (mg/L)

parts per trillion (ppt): One part substance per trillion parts water; equal to nanograms per liter (ng/L)

Primary Drinking Water Standard (PDWS): MCLs for contaminants that affect health along with their monitoring and reporting requirements and water treatment requirements.

Public Health Goal (PHG): The level of a contaminant in drinking water below which there is no known or expected risk to health. PHGs are set by the California EPA.

RAA: Running Annual Average

Secondary Maximum Contaminant Level (SMCL): Secondary MCLs are set to protect the odor, taste, and appearance of drinking water.

SWRCB: State Water Resources Control Board

TON: Threshold Odor Number

Total Dissolved Solids (TDS): An overall indicator of the amount of minerals in water.

Treatment Technique (TT): A required process intended to reduce the level of a contaminant in drinking water.

Variances and Exemptions: State or EPA permission not to meet an MCL or utilize a treatment technique under certain conditions.

µg/L: Micrograms per liter

%: Percent

MEASUREMENTS

Parts Per Million

in a 10 gallon fish tank

Parts Per Billion

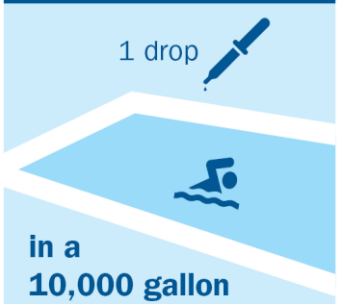

in a 10,000 gallon swimming pool

Parts Per Trillion

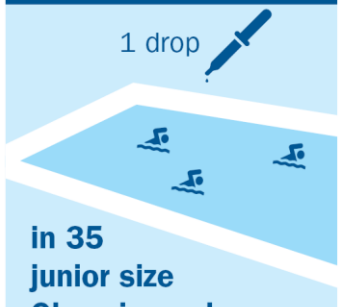

in 35 junior size Olympic pools

Important Information About **Drinking Water**



Chlorine Disinfection

Chlorine is used to destroy disease-causing organisms in water, an essential step in delivering safe drinking water and protecting public health. Chlorination is the most widely used method for disinfecting water supplies in the United States. Chlorine is first applied at the water treatment facility and a continual residual is maintained as it travels from the source, through the distribution system, and finally to your water tap. Medical centers that perform dialysis are responsible for on-site treatment and removal of chlorine.

Fluoride

Fluoride naturally occurs in the Goldside water supply. The U.S. Department of Health and Human Services recommends a fluoride concentration in drinking water (also called the Optimal Level) of 0.7 milligrams of fluoride per liter of water. The U.S. EPA limit for fluoride in drinking water is 4.0 mg/L. The U.S. EPA also recommends, as a secondary standard, that drinking water contain no more than 2.0 mg/L of fluoride. This secondary standard is a non-enforceable guideline and is intended to help children avoid dental fluorosis.

For more information, contact our Customer Service Organization at 1-888-237-1333, M-F, 7 a.m. to 7 p.m.

About **Lead**

Lead can cause serious health effects in people of all ages, especially pregnant people, infants (both formula-fed and breastfed), and young children. Lead in drinking water is primarily from materials and parts used in service lines and in home plumbing. Goldside is responsible for providing high quality drinking water and removing lead pipes but cannot control the variety of materials used in the plumbing in your home. Because lead levels may vary over time, lead exposure is possible even when your tap sampling results do not detect lead at one point in time. You can help protect yourself and your family by identifying and removing lead materials within your home plumbing and taking steps to reduce your family's risk. Using a filter, certified by an American National Standards Institute accredited certifier to reduce lead, is effective in reducing lead exposures. Follow the instructions provided with the filter to ensure the filter is used properly. Use only cold water for drinking, cooking, and making baby formula. Boiling water does not remove lead from water. Before using tap water for drinking, cooking, or making baby formula, flush your pipes for several minutes. You can do this by running your tap, taking a shower, doing laundry or a load of dishes. If you have a lead service line or galvanized requiring replacement service line, you may need to flush your pipes for a longer period. If you are concerned about lead in your water and wish to have your water tested, Vanessa Arroyo at 916-568-4225. Information on lead in drinking water, testing methods, and steps you can take to minimize exposure is available at http://www.epa.gov/safewater/lead.

Check your plumbing and service line.
If you live in an older home, consider having a licensed plumber check your plumbing for lead. If your service line is made of lead, and you're planning to replace it, be sure to contact us at 1-888-237-1333.

The most common source of lead in tap water is from the customer's plumbing and their service line.

The utility-owned water mains are not made of lead; however, the water service line that carries the water from the water main in the street to your home could be. Homeowners' service lines may be made of lead, copper, galvanized steel or plastic. You can assess your service line material where it enters your home, typically in your basement, crawl space or garage, near the inlet valve.

Steps to Reduce Your Potential Exposure to Lead in Drinking Water

Steps we are taking:

Corrosion of pipes, plumbing fittings and fixtures may cause lead and copper to enter drinking water. To assess corrosion of lead and copper, Goldside conducts tap sampling for lead and copper at selected sites every 3 years.

Steps you can take:

You cannot see, smell or taste lead, and boiling water will not remove lead. Here are steps you can take to reduce your potential exposure if lead exists in your home plumbing.

1. Replace any lead service lines. If you have a lead service line, replace it.
2. Flush your taps. The longer the water lies dormant in your home's plumbing, the more lead it might contain. If the water in your faucet has gone unused for more than 6 hours, flush the tap with cold water for 30 seconds to 2 minutes before drinking or using it to cook. To conserve water, catch the running water and use it to water your plants.
3. Use cold water for drinking and cooking. Hot water has the potential to contain more lead than cold water. If hot water is needed for cooking, heat cold water on the stove or in the microwave.
4. Routinely remove and clean all faucet aerators.
5. Check to see if your interior plumbing or faucets contain lead and replace any that do. Look for the "Lead Free" label when replacing or installing plumbing fixtures.
6. Follow manufacturer's instructions for replacing water filters in household appliances, such as refrigerators and ice makers, as well as home water treatment units and pitchers. Look for NSF 53 certified filters.
7. Flush after plumbing changes. Changes to your service line, meter or interior plumbing may result in sediment, possibly containing lead, in your water supply. Remove the aerator from each faucet and run the water for 3 to 5 minutes.

Note: Homeowners are responsible for their in-home plumbing. Plumbing fixtures like faucets, valves and solder can contain small amounts of lead. If lead exists in your internal plumbing or fixtures, we recommend that you follow the above tips to help reduce your potential exposure to lead. If you have concerns about the plumbing in your home, please contact a licensed plumber.

Determining Your **Service Line Material**

Homeowners' service lines are most commonly made of lead, copper, galvanized steel or plastic. Homes built before 1930 are more likely to have lead plumbing systems.

There are different ways that you can determine if you have a lead service line.

- You can access your service line material where it enters your home, typically in your basement, crawl space or garage, near the inlet valve and identify the pipe material using the chart on the right.
- A licensed and insured plumber can inspect your pipes and plumbing.
- Lead test kits can be purchased at local hardware and home improvement stores. These kits are used to test paint, but can also be used to test pipe – not the water inside. Look for an EPA recognized kit. Wash your hands after inspecting plumbing and pipes.

Your Service Line Material

At California American Water, providing safe, reliable water service is our top priority. The Lead and Copper Rule Revisions finalized in 2021 require that all water providers share with customers the material of the utility-owned and customer-owned service lines that provide water to their property.

To support this initiative, California American Water created an interactive map to help our customers learn or identify their service line material and the next steps they can take to support this initiative. To access the online inventory map, please visit Californiaamwater.com/leadfacts.

Please note: if your service lines contain lead, it does not mean you cannot use water as you normally do. California American Water tests for lead in drinking water and our water meets state and federal water quality regulations, including those set for lead. For added protection and to comply with the new legislation, we will be removing lead and lead/galvanized piping from service lines over time. For more information on lead in drinking water, please visit **californiaamwater.com/leadfacts**

If you visit our interactive map and the customer-owned portion of the service line material is listed as unknown, help us identify the material.

Due to age or lack of records, your service line material may be unknown. Help us by identifying and reporting your service line material online:

- **Visit californiaamwater.com/leadfacts** and search for your address.
- **Follow the instructions,** answer a few questions and upload a photo of your service line material.
- **CLICK "SUBMIT!"**

Types of Pipe

	• Galvanized: A dull, silver-gray color. Use a magnet—strong magnets will typically cling to galvanized pipes.
	• Copper: The color of a copper penny.
	• Plastic: Usually white, rigid pipe that is jointed to water supply piping with a clamp. Note: It can be other colors, including blue and black.
	• Lead: A dull, silver-gray color that is easily scratched with a coin. Use a magnet—strong magnets will not cling to lead pipes.

What are the **Sources of Contaminants?**

To protect public health, the Environmental Protection Agency prescribes regulations which limit the amount of certain contaminants in tap water provided by public water systems. The Food and Drug Administration regulations establish limits for contaminants in bottled water which must provide the same protection for public health.

Drinking water, including bottled water, may reasonably be expected to contain at least small amounts of some contaminants. The presence of contaminants does not necessarily mean that water poses a health risk. More information about contaminants and potential health effects can be obtained by contacting the Environmental Protection Agency by calling the Safe Drinking Water Hotline (800-426-4791) or visiting the website epa.gov/safewater.

Both tap water and bottled water come from rivers, lakes, streams, ponds, reservoirs, springs, and wells. As water travels over the surface of the land or through the ground, it dissolves naturally occurring minerals and, in some cases, radioactive material. The water can also pick up and transport substances resulting from the presence of animals or from human activity. These substances are also called contaminants.

Contaminants are any physical, chemical, biological, or radiological substance or matter in water. Contaminants that may be present in source water include:	
Microbial Contaminants	such as viruses and bacteria, which may come from sewage treatment plants, septic systems, agricultural livestock operations, and wildlife.
Inorganic Contaminants	such as salts and metals, which can occur naturally in the soil or groundwater or may result from urban stormwater runoff, industrial or domestic wastewater discharges, oil and gas production, mining, or farming.
Pesticides and Herbicides	which may come from a variety of sources such as agriculture, urban stormwater runoff, and residential uses.
Organic Chemical Contaminants	including synthetic and volatile organic chemicals, which are by-products of industrial processes and petroleum production, and can also come from gas stations, urban stormwater runoff, and septic systems.
Radioactive Contaminants	which can occur naturally or be the result of oil and gas production and mining activities.

About Your **Drinking Water Supply**

Where Your Water Comes From

The Goldside water system is served by hard rock wells which draw from underground fractures in the foothills of rural Madera County.

An assessment of the drinking water sources in the Goldside system was completed in August 2002. Although not associated with any detected contaminants, the sources are considered most vulnerable to the following: wells – water supply, septic system – low density, sewer collection systems.

A copy of the completed assessment may be viewed at: California American Water, 4701 Beloit Drive, Sacramento, CA 95838.

How it's Treated

California American Water uses chlorination for disinfection to maintain water quality in the distribution system.

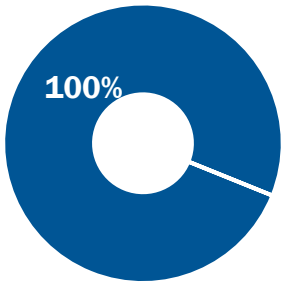

Source Of Supply for the System

- Groundwater

Protecting Your Drinking Water Supply

Protecting drinking water at its source is an important part of the process to treat and deliver high quality water. It takes a community effort to protect our shared water resources. This includes utilities, businesses, residents, government agencies and organizations. Everyone who lives, works, and plays in the area has a role and stake in clean water supplies.

What We're Doing

Our priority is to provide reliable, quality drinking water service for customers. The source of supply is an important part of that mission. We work to understand and reduce potential risks to your drinking water supply. We have evaluated our source waters and have developed Source Water Protection Plans as needed with the support of the Division of Drinking Water. This is a voluntary program to identify and address potential threats to drinking water supplies. Stakeholder involvement is an important part of the program. **Here are a few of the efforts underway to protect our shared water resources:**

Community Involvement: We have a proactive public outreach program to help spread the word and get people involved. This includes school education, contests, and other community activities.

Environmental Sponsorships: Each year, we fund projects that improve water resources in our local communities.

What Can You Do?

Quality drinking water starts upstream. Everyone can help maintain and improve drinking water supplies through the following actions:

- Properly dispose of pharmaceuticals, household chemicals, oils and paints.
- Check for leaks from automobiles and heating fuel tanks. Clean up after your pets and limit the use of fertilizers and pesticides.
- Take part in watershed activities.

Report any spills, illegal dumping or suspicious activity to California Office of Emergency Services (Cal OES) Warning Center here: (800) 852-7550

For More Information

To learn more about your water supply and local activities, visit us online at californiaamwater.com or contact the Water Quality and Environmental Compliance Personnel: Vanessa Arroyo at 916-568-4225.

Every Drop **Counts**

Six Simple Steps to **Save Water**

Fix any leaking faucets.
One drop every 2 seconds from a leaky faucet wastes 2 gallons of water every day. That's water — and money — down the drain.

Don't let faucets run when brushing, shaving, or washing the dishes. Just turning off the water while you brush can save 200 gallons a month.

Run washing machines and dishwashers only when they are full, or select the properly-sized wash cycle for the current laundry load.

Install water-saving shower heads and faucet aerators in the bathroom and kitchen (available at most home improvement stores and some supermarkets).

Don't wash your car at home. A car wash uses much less water and often recycles it, too.

Turn off automatic lawn and garden sprinklers when it's raining outside and at the end of the growing season.