



2022 Consumer Confidence Report on  
Water Quality for 2021

# Annual Water Quality Report

Mesa Crest (PWS ID# 1910241)



## Message from the President

Liberty is committed to providing customers with safe, quality drinking water. We are proud to present this Water Quality Report (Consumer Confidence Report) that shares detailed information regarding local water service and our compliance with state and federal quality standards during the 2021 calendar year.

Liberty makes appropriate investments each year to deliver water that meets safety standards established by the State Water Resources Control Board's Division of Drinking Water (DDW), California Public Utilities Commission (CPUC), and the United States Environmental Protection Agency (EPA). We invest responsibly to maintain the local water infrastructure because a strong infrastructure is key to delivering quality water. The water we deliver to your home or business is thoroughly tested by independent laboratories, and data is provided to DDW to verify compliance with primary and secondary state and federal water quality standards.

We know our customers rely on us for water that is safe to drink, and we take this responsibility seriously. At Liberty, "Energy and Water for Life" are more than a tagline. Our employees live in the community and take pride in providing quality water and reliable service to you and your neighbors.

If you have any questions about this report, please don't hesitate to contact us at 800-727-5987.

On behalf of the entire Liberty family, thank you for being a valued customer and neighbor. We are proud to be your water provider.

Sincerely,  
Ed Jackson  
President, Liberty - California

*This report contains important information about your drinking water. Please contact Liberty at (800) 727-5987 for assistance in Spanish.*

*Este informe contiene información muy importante sobre su agua para beber. Favor comunicarse con Liberty al (800) 727-5987 para asistirlo en Español.*






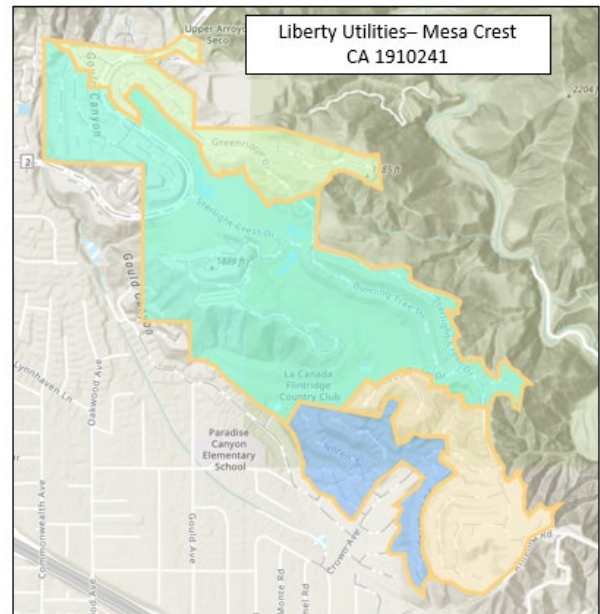
## Where Does My Water Come From?

In 2021 Liberty Utilities – Mesa Crest system obtained 100% of its source water from the Metropolitan Water District of Southern California (MWD). The MWD imports water from the Colorado River Aqueduct and the Sacramento–San Joaquin Delta by way of the State Water Project.

### *About the Metropolitan Water District of Southern California*


MWD is a consortium of 26 cities and water districts that provides drinking water to nearly 19 million people in parts of Los Angeles, Orange, San Diego, Riverside, San Bernardino, and Ventura counties. The mission of the MWD is to provide its service area with adequate and reliable supplies of high-quality water to meet present and future needs in an environmentally and economically responsible way. MWD continues to add storage and conservation resources to its already diverse water supply portfolio to ensure a reliable water supply well into the future. Further, MWD continues to invest in water quality improvements, including the addition of ozone as a treatment process, and the expansion of its treatment capacity that will provide excellent quality water. For more information about MWD, visit their website at [www.mwdh2o.com](http://www.mwdh2o.com).

The Mesa Crest system receives its water from the MWD Weymouth Filtration Plant in La Verne. In 2021, the Weymouth Plant source water consisted of 24% State Water Project supply, and 76% Colorado River Water supply.



## What are Drinking Water Standards?

Drinking water standards are the regulations set by the USEPA to control the level of contamination in the nation's drinking water. The USEPA and the SWRCB are the agencies responsible for establishing drinking water quality standards in California. These standards are part of the Safe Drinking Water Act's "multiple-barrier approach" to drinking water protection. This approach includes assessing and protecting drinking water sources; protecting wells and surface water; making sure water is treated by qualified operators; ensuring the integrity of the distribution system, and making information about water quality available to the public. The water delivered to your home meets the standards required by the USEPA and the SWRCB.



This report describes those contaminants that have been detected in the analyses of almost 200 different potential contaminants, nearly 100 of which are regulated by the USEPA and the SWRCB. Liberty is proud to tell you that there have been no contaminants detected that exceed any federal or state drinking water standards. Hundreds of samples are collected every year by Liberty to assure that all primary (health-related) and secondary (aesthetic) drinking water standards are being met. Sample results are available on the table that is part of this report.

This Consumer Confidence Report (CCR) reflects changes in drinking water regulatory requirements during 2021. These revisions add the requirements of the federal Revised Total Coliform Rule, effective since April 1, 2016, to the existing state Total Coliform Rule. The revised rule maintains the purpose to protect public health by ensuring the integrity of the drinking water distribution system and monitoring for the presence of microbials (i.e., total coliform and E. coli bacteria). The U.S. EPA anticipated greater public health protection as the rule requires water systems that are vulnerable to microbial contamination to identify and fix problems. Water systems that exceed a specified frequency of total coliform occurrences are required to conduct an assessment to determine if any sanitary defects exist. If found, these must be corrected by the water system. The State Revised Total Coliform Rule became effective July 1, 2021.

This report is intended to provide information for all water users. If received by an absentee landlord, a

business, or a school, please share the information with tenants, employees, or students. We are happy to make additional copies of this report available. You may also access this report on Liberty's web page at [www.libertyenergyandwater.com](http://www.libertyenergyandwater.com).

## Substances That Could be in Water

The sources of drinking water (both tap water and bottled water) include rivers, lakes, streams, ponds, reservoirs, springs, and wells. As water travels over the surface of the land or through the ground, it dissolves naturally-occurring minerals and, in some cases, radioactive material, and can pick up substances resulting from the presence of animals or human activity.

Contaminants that may be present in source water include:

**Microbial Contaminants**, such as viruses and bacteria, which may come from sewage treatment plants, septic systems, agricultural livestock operations, and wildlife.

**Inorganic Contaminants**, such as salts and metals, which can be naturally- occurring or result from urban stormwater runoff, industrial, or domestic wastewater discharges, oil and gas production, mining, or farming.

**Pesticides and Herbicides**, which may come from a variety of sources such as agriculture, urban stormwater runoff, and residential uses.

**Organic Chemical Contaminants**, including synthetic and volatile organic chemicals, which are byproducts of industrial processes and petroleum production, and can also come from gas stations, urban stormwater runoff, and septic systems.

**Radioactive Contaminants**, which can be naturally occurring or be the result of oil and gas production and mining activities.





In order to ensure that tap water is safe to drink, the USEPA and the (Insert state regulatory agency) prescribe regulations that limit the amount of certain

contaminants in water provided by public water systems. The U.S. Food and Drug Administration (USFDA) also establishes limits for contaminants in bottled water that provide the same protection for public health.

Drinking water, including bottled water, may reasonably be expected to contain at least small amounts of some contaminants. The presence of contaminants does not necessarily indicate that water poses a health risk. More information about contaminants and potential health effects can be obtained by calling the USEPA Safe Drinking Water Hotline at 1-800-426-4791 or visiting their website at <https://www.epa.gov/ground-water-and-drinking-water/national-primary-drinking-water-regulations>. For information on bottled water visit the USFDA website at [www.fda.gov](http://www.fda.gov).

### **Do I Need to Take Special Precautions?**

Some people may be more vulnerable to contaminants in drinking water than the general population. Immunocompromised persons such as persons with cancer undergoing chemotherapy, persons who have undergone organ transplants, people with HIV/AIDS or other immune system disorders, some elderly, and infants can be particularly at risk from infections. These people should seek advice about drinking water from their health care providers. The USEPA and Centers for Disease Control (CDC) guidelines on appropriate means to lessen the risk of infection by *Cryptosporidium* and other microbial contaminants are available from the Safe Drinking

Water Hotline at 1-800-426-4791.



## **Important Health Information**

**Lead** - Lead, in drinking water, is primarily from materials and components associated with service lines and home plumbing. If present, elevated levels of lead can cause serious health problems, especially for pregnant women and young children. We are responsible for providing high-quality drinking water, but we cannot control the variety of materials used in plumbing components. When your water has been sitting for several hours, you can minimize the potential for lead exposure by flushing your tap for 30 seconds to 2 minutes before using water for drinking or cooking. Information on lead in drinking water, testing methods, and steps you can take to minimize exposure is available from the Safe Drinking Water Hotline or at <https://www.epa.gov/lead>

### **How can I Become Actively Involved?**

If you would like to observe the decision-making process that affects drinking water quality or if you have any further questions about your drinking water report, please call us at 1-800-727-5987 to inquire about scheduled meetings or contact persons.

Mesa Crest 2021 Annual Water Quality Report

Primary Standards - Health Based (units)	Primary MCL	PHG (MCLG)	Range of Detection for MWD	Average Level for MWD	Most Recent Sampling Date <sup>(b)</sup>	Typical Source of Constituent
Turbidity <sup>(a)</sup>						
Highest single measurement of the treated surface water (NTU)	TT = 1.0	n/a	0.03	n/a	2021	Soil runoff
Lowest percent of all monthly readings less than 0.3 NTU (%)	TT = 95	n/a	100	n/a	2021	Soil runoff
Inorganic Constituents						
Aluminum (µg/L)	1000	600	ND-240	148	2021	Erosion of natural deposits; residue from some surface water treatment processes
Barium (mg/L)	1	2	0.11	0.11	2021	
Fluoride (mg/L)	2.0	1	0.6-0.9	0.7	2021	Erosion of natural deposits; water additive that promotes strong teeth; discharge from fertilizer and aluminum factories
Radioactive Constituents						
Gross Beta Particle Activity (pCi/L)	50	(0)	4-6	5	2021	Decay of natural and man-made deposits
Uranium (pCi/L)	20	0.43	1 - 3	2	2021	Erosion of natural deposits
Secondary Standards - Aesthetic (units)	Secondary MCL	PHG (MCLG)	Range of Detection for MWD	Average Level for MWD	Most Recent Sampling Date	Typical Source of Constituent
Aluminum (µg/L)	200	n/a	ND-240	148	2021	Erosion of natural deposits; residue from some surface water treatment processes
Chloride (mg/L)	500	n/a	95-97	96	2021	Runoff/leaching from natural deposits; seawater influence
Color (units)	15	n/a	1	1	2021	Naturally-occurring organic materials
Odor---Threshold (units)	3	n/a	1	1	2021	Naturally-occurring organic materials
Specific Conductance (µS/cm)	1600	n/a	962-965	964	2021	Substances that form ions when in water; seawater influence
Sulfate (mg/L)	500	n/a	217-221	219	2021	Runoff/leaching from natural deposits; industrial wastes
Total Dissolved Solids (mg/L)	1000	n/a	599-609	604	2021	Runoff/leaching from natural deposits
Other Parameters (units)	Notification Level	PHG (MCLG)	Range of Detection for MWD	Average Level for MWD	Most Recent Sampling Date	Typical Source of Constituent
Aggressive Index (units) <sup>(c)</sup>	n/a	n/a	12.4-12.5	12.4	2021	
Alkalinity (mg/L)	n/a	n/a	123-128	126	2021	Runoff or leaching from natural deposits
Calcium (mg/L)	n/a	n/a	64-70	67	2021	Runoff or leaching from natural deposits
Hardness [as CaCO3] (mg/L) <sup>(d)</sup>	n/a	n/a	270-273	272	2021	Runoff or leaching from natural deposits
Magnesium (mg/L)	n/a	n/a	25-26	26	2021	Runoff or leaching from natural deposits
pH (pH units)	n/a	n/a	8.1	8.1	2021	Hydrogen ion concentration
Potassium (mg/L)	n/a	n/a	4.4-4.7	4.6	2021	Runoff or leaching from natural deposits
Sodium (mg/L) <sup>(e)</sup>	n/a	n/a	95-101	98	2021	Refers to the salt present in the water and is generally naturally occurring
Unregulated Drinking Water Constituents (units)	Notification Level	PHG (MCLG)	Range of Detection for MWD	Average Level for MWD	Most Recent Sampling Date	Typical Source of Constituent
Boron (µg/L)	1000	n/a	130	130	2021	Runoff or leaching from natural deposits; industrual waste
Chlorate (µg/L)	800	n/a	55	55	2021	Byproduct of drinking water disinfection; industrial processes

Mesa Crest 2021 Annual Water Quality Report							
Microbiological Constituents (units) - Distribution System	Primary MCL	PHG (MCLG)	Value		Most Recent Sampling Date	Typical Source of Constituent	
Total Coliform Bacteria ≥40 Samples/Month (Present / Absent)	More than 5% of monthly samples are positive	(0)	Highest percent of monthly samples positive was 0%		2021	Naturally present in the environment	
Disinfection Byproducts and Disinfectant Residuals (units) - Distribution System	Primary MCL (MRDL)	PHG (MRDLG)	Range of Detection for LU Sources	Average Level for LU Sources	Most Recent Sampling Date	Typical Source of Constituent	
Chlorine [as Cl <sub>2</sub> ] (mg/L)	(4.0)	(4)	0.23-2.54	1.63	2021	Drinking water disinfectant added for treatment	
HAA5 [Total of Five Haloacetic Acids] (µg/L)	60	n/a	6.8-10.5	8.55	2021	Byproduct of drinking water disinfection	
TTHMs [Total of Four Trihalomethanes] (µg/L)	80	n/a	23.1-30.9	26.25	2021	Byproduct of drinking water disinfection	
Lead and Copper Rule	Action Level	PHG (MCLG)	Sample Data	Range of Detection	90th Percentile Level	Most Recent Sampling Date	Typical Source of Constituent
Copper (mg/L)	1.3	0.3	1 of the 12 samples collected exceeded the action level	ND-1.6	0.12	2019	Internal corrosion of household plumbing systems; erosion of natural deposits; leaching from wood preservatives
Lead (µg/L)	15	0.2	0 of the 12 samples collected exceeded the action level	ND	ND	2019	Internal corrosion of household plumbing systems; discharges from industrial manufacturers; erosion of natural deposits

(a) = Turbidity is a measure of the cloudiness of the water and is a good indicator of water quality and filtration performance.


(b) = The state allows us to monitor for some parameters less than once per year because the concentrations of these parameters in groundwater sources do not change frequently. Some of the data, though representative, are more than one year old.

(c) = An aggressive index of 11 or greater indicates the water is non-aggressive (non-corrosive).

(d) = Hardness is the sum of polyvalent cations present in the water, generally magnesium and calcium. The cations are usually naturally occurring.

(e) = Sodium refers to the salt present in the water and is generally naturally occurring.

Meets/  
Exceeds  
Regulations





## Definitions, Terms and Abbreviations

**Population:** This is the equivalent residential population served including non-bill paying customers.

**90th percentile:** For Lead and Copper testing. 10% of test results are above this level and 90% are below this level.

**AL:** Action Level, or the concentration of a contaminant which, when exceeded, triggers treatment or other requirements which a water system must follow.

**HAA5:** Haloacetic Acids (mono-, di- and tri-chloroacetic acid, and mono- and di- bromoacetic acid) as a group.

**LRAA:** Locational Running Annual Average, or the locational average of sample analytical results for samples taken during the previous four calendar quarters.

**MCLG:** Maximum Contaminant Level Goal, or the level of a contaminant in drinking water below which there is no known or expected health risk. MCLGs allow for a margin of safety.

**MCL:** Maximum Contaminant Level, or the highest level of a contaminant that is allowed in drinking water. MCLs are set as close to the MCLGs as feasible using the best available treatment technology.

**MRDL:** Maximum Residual Disinfectant Level, or the highest level of disinfectant allowed in drinking water. There is convincing evidence that the addition of a disinfectant is necessary for the control of microbial contaminants.

**MRDLG:** Maximum Residual Disinfectant Level Goal, or the level of a drinking water disinfectant below which there is no known or expected health risk. MRDLGs do not reflect the benefits of the use of disinfectants to control microbial contaminants.

**NA:** not applicable.

**ND:** not detectable at testing limits.

**NTU:** Nephelometric Turbidity Unit, used to measure cloudiness in drinking water.

**pCi/L:** picocuries per liter, a measure of radioactivity

**ppb:** parts per billion or micrograms per liter.

**ppm:** parts per million or milligrams per liter.

**ppt:** parts per trillion or nanograms per liter.

**Public Health Goal (PHG):** The level of a contaminant in drinking water below which there is no known or expected risk to health. PHGs are set by the California Environmental Protection Agency.

**Primary Drinking Water Standard (PDWS):** MCLs, MRDLs, and treatment techniques (TTs) for contaminants that affect health, along with their monitoring and reporting requirements.

**RAA:** Running Annual Average, or the average of sample analytical results for samples taken during the previous four calendar quarters.

**Range of Results:** Shows the lowest and highest levels found during a testing period, if only one sample was taken, then this number equals the Highest Test Result or Highest Value.

**SMCL:** Secondary Maximum Contaminant Level, or the secondary standards that are non-enforceable guidelines for contaminants and may cause cosmetic effects (such as skin or tooth discoloration) or aesthetic effects (such as taste, odor, or color) in drinking water. EPA recommends these standards but does not require water systems to comply

**TT:** Treatment Technique, or a required process intended to reduce the level of a contaminant in drinking water.

**TTHM:** Total Trihalomethanes (chloroform, bromodichloromethane, dibromochloromethane, and bromoform) as a group.

## Conservation Tips for Consumers

Did you know that the average U.S. household uses approximately 400 gallons of water per day or 100 gallons per person per day? Luckily, there are many low-cost and no-cost ways to conserve water. Small changes can make a big difference – try one today and soon it will become second nature.

- ✓ Take short showers – a 5 minutes shower uses 4 to 5 gallons of water compared to up to 50 gallons for a bath.
- ✓ Shut off water while brushing your teeth, washing your hair, and shaving and save up to 500 gallons a month.
- ✓ Use a water-efficient showerhead. They are inexpensive, easy to install, and can save you up to 750 gallons a month.
- ✓ Run your clothes washer and dishwasher only when they are full. You can save up to 1,000 gallons a month.
- ✓ Water plants only when necessary.
- ✓ Fix leaking toilets and faucets. Faucet washers are inexpensive and take only a few minutes to replace. To check your toilet for a leak, place a few drops of food coloring in the tank and wait. If it seeps into the toilet bowl without flushing, you have a leak. Fixing it or replacing it with a new, more efficient model can save up to 1,000 gallons a month.
- ✓ Adjust sprinklers so only your lawn is watered. Apply water only as fast as the soil can absorb it and during the cooler parts of the day to reduce evaporation.
- ✓ Teach your kids about water conservation to ensure a future generation that uses water wisely. Make it a family effort to reduce next month's water bill!
- ✓ Visit <https://www.epa.gov/watersense> for more information.

## Contact Information

For information about this report, or your water quality in general, please contact Liberty's Downey office at 1-800-727-5987 or Vanessa Lumley, Water Quality Supervisor at (562) 805-2066.