



# 2021 Annual **WATER QUALITY REPORT**

**SAN MARINO**

PWS ID: CA1910139

**QUALITY. ONE MORE WAY  
WE KEEP LIFE FLOWING.**



**CALIFORNIA  
AMERICAN WATER**

**WE KEEP LIFE FLOWING®**

# What is a Consumer Confidence Report (CCR)

Once again, we proudly present our Annual Water Quality Report, also referred to as a Consumer Confidence Report (CCR). CCRs let consumers know what contaminants, if any, were detected in their drinking water as well as related potential health effects. CCRs also include details about where your water comes from and how it is treated. Additionally, they educate customers on what it takes to deliver safe drinking water and highlight the need to protect drinking water sources.

We are committed to delivering high quality drinking water service. To that end, we remain vigilant in meeting the challenges of source water protection, water conservation, environmental compliance, sustainability and community education while continuing to serve the needs of all our water users.

This report contains important information about your drinking water. Translate it, or speak with someone who understands it at 1-888-237-1333.

Este informe contiene información muy importante sobre su agua potable. Tradúzcalo o hable con alguien que lo entienda bien al 1-888-237-1333.

Ntawm no yog ib co lus qhia tseem ceeb heev txog koj cov dej seb huv npaum li cas. Yog tias koj xav tau kev pab txhais cov lus qhia no, thov hu rau pab ntawm 1-888-237-1333.

這是關於您的水質的十分重要的資訊。如果您需要幫助翻譯此資訊請致電 **1-888-237-1333** 與我們聯繫。

आपके पानी की गुणवत्ता के बारे में यह बहुत महत्वपूर्ण सूचना है। यदि इस सूचना के अनुवाद के लिए आपको सहायता की जरूरत हो, तो कृपया **1-888-237-1333** र हमें काल करें।

**Это очень важная информация о качестве Вашей воды. Если Вам требуется перевод этой информации, позвоните нам по телефону 1-888-237-1333.**

Ito ay isang napakahalagang impormasyon tungkol sa kalidad ng iyong tubig. Kung iyong kailangan ng tulong sa pagsalin ng impormasyon na ito, mangyaring tumawag sa amin sa 1-888-237-1333.

Đây là thông tin rất quan trọng về chất lượng nước của quý vị. Nếu quý vị cần thông dịch thông tin này, xin gọi chúng tôi theo số 1-888-237-1333.

## TABLE OF CONTENTS

What is a Consumer Confidence Report	2
A message from our President	3
Mark of Excellence	4
About Your Drinking Water Supply	5
What are the Sources of Contaminants?	6
Protecting Your Drinking Water Supply	7
About Lead	8
Important Information About Your Water	9-10
• Chloramines	
• Nitrates	
• UCMR	
• PFAS	
Water Quality Results	11
Definitions of Terms Used in Document	12
Water Quality Results: Detailed Charts	13-18
About Us	19
Contact Us	20

## A message from **California American Water's President**



**KEVIN TILDEN**

President  
California American Water

Dear California American Water Customer,

Our top priority is providing safe, reliable drinking water to our more than 880,000 people. Most people take their water quality for granted in the United States and expect clean water to be always available.

I believe this expectation is affirmation of the hard work and investment we and other water utilities across the country have made in providing this essential service. I am pleased to share with you our 2021 Consumer Confidence Report. During the COVID-19 public health emergency, California American Water activated its business continuity plans to ensure our ability to provide reliable, high-quality service to our customers.

According to the U.S. Environmental Protection Agency review of current research, the risk to water supplies from COVID – 19 is low.

The USEPA has also relayed that Americans can continue to use and drink water from their tap as usual. California American Water remains committed to the delivery of safe, reliable water. We have rigorous safeguards in place to help provide water to you that meets or surpasses increasingly stringent water quality standards.

Across California, we conducted approximately 650 different tests on more than 25,000 water samples for nearly 3,000 constituents last year. We are proud and pleased to confirm that those tests showed that we met every primary and secondary state and federal water quality standard.

**SERVICE:** Last year, we invested more than \$85 million in water infrastructure in the California communities we serve. This investment helps maintain the safety and reliability of the facilities and technology needed to draw, treat, and distribute water.

**VALUE:** While costs to provide water service continue to increase across the country, our investments help us provide high quality water service that remains an exceptional value for such an essential service.

California American Water also offers a variety of Customer Assistance Programs and Conservation services to help our customers. If you have any questions or concerns, you can contact us by phone, email, online at [www.californiaamwater.com](http://www.californiaamwater.com), or in person at our local Customer Center. Please take the time to review this report as it provides details about the source and quality of your drinking water, using data from water quality testing conducted for your local system between January and December 2021.

Kevin Tilden  
California American Water

**This report contains important information about your drinking water. Translate it or speak with someone who understands it at (888) 237-1333, Monday-Friday, 7 a.m. to 7 p.m.**



### **ATTENTION: Landlords and Apartment Owners**

**Please share a copy of this notice with your tenants. It includes important information about their drinking water quality.**





Mark of  
Excellence



### EVERY STEP OF THE WAY.

Our team monitors and tests your water at multiple points throughout our process of drawing it from its source, treating it to meet drinking water standards, and distributing it through our pipeline systems. **In fact, American Water performs over one million tests annually for about 100 regulated contaminants, nationwide.**



### EXPERTISE. RECOGNIZED AT THE HIGHEST LEVEL.

American Water is an expert in water quality testing, compliance and treatment and has established industry-leading water testing facilities. Our dedicated team of scientists and researchers are committed to finding solutions for water quality challenges and implementing new technologies. American Water is recognized as an industry leader in water quality and works cooperatively with the EPA so that drinking water standards and new regulations produce benefits for customers and public water suppliers. American Water has earned awards from the EPA's Partnership for Safe Water as well as awards for superior water quality from state regulators, industry organizations, individual communities, and government and environmental agencies.



### WATER QUALITY. DOWN TO A SCIENCE.

Our team also has access to American Water's Central Laboratory in Belleville, Illinois, which conducts sophisticated drinking water testing and analysis. American Water scientists refine testing procedures, innovate new methods, and set new standards for detecting potentially new contaminants—even before regulations are in place.



### MAINTAINING QUALITY FOR FUTURE GENERATIONS.

Just as California American Water is investing in research and testing, we also understand the importance of investing in the infrastructure that provides high-quality water service to you. Last year alone, **we invested more than \$85 million to improve our water and wastewater treatment and pipeline systems.**



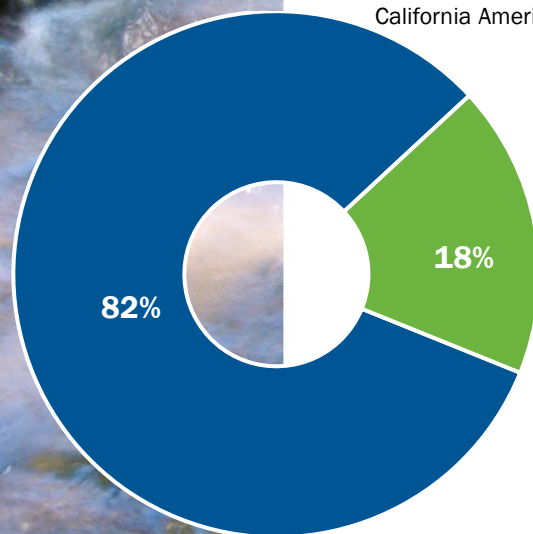
# About Your Drinking Water Supply

## WHERE YOUR WATER COMES FROM

The San Marino Water System is primarily served by groundwater sources in the Main San Gabriel and Raymond Basins. Additional water supplies are purchased from Metropolitan Water District of Southern California (MWDSC) via the Weymouth Treatment Plant. MWDSC's sources of raw surface water are the Sacramento River Delta and Colorado River. California American Water distributes water for residential and commercial use throughout San Marino, portions of the cities of Rosemead, Temple City, San Gabriel, El Monte and Pasadena, and unincorporated areas of Los Angeles County.

**NOTICE OF SOURCE WATER ASSESSMENT (SWA)** An assessment of the drinking water sources for the California American Water -San Marino water system was completed in February 2003. The sources are considered vulnerable to the following (associated with contamination detected in the water supply): known contaminant plumes; historic waste dumps/landfills; apartments; home manufacturing; parks; office buildings/complexes; schools; medical/dental/clinics; low-and high-density septic systems; sewer; waste transfer; wastewater treatment plants; fertilizer, pesticide/herbicide; irrigated/non-irrigated crops; golf courses; auto repair shops and gas stations; bus terminals; utility station maintenance areas; motor pools; historic gas stations; machine shops; electrical/electronic manufacturing; chemical producers; photo processing/petroleum pipelines; food processing; construction; hotels and motels; agricultural/irrigation wells; oil, gas, geothermal wells; water supply wells; monitoring/test wells; injection wells/dry wells/sumps; research laboratories; hospitals; contractor or government agency equipment storage yards; hardware/lumber/parts stores; historic and active mining operations; boat services/repair/refinishing; sand/gravel mining; wood/pulp/paper processing and mills; and underground storage tanks (decommissioned inactive tanks), upgraded/registered-active tanks, non-regulated tanks, and not yet upgraded or registered tanks. A copy of the completed assessment may be viewed at California American Water, 8657 Grand Ave., Rosemead, CA 91770.

## SOURCE OF SUPPLY FOR THE SYSTEM



- Groundwater
- Surface Water (Purchased from MWD)



## QUICK FACTS ABOUT THE SAN MARINO SYSTEM

### Communities served:

San Marino, portions of the cities of Rosemead, Temple City, San Gabriel, El Monte, Pasadena as well as unincorporated areas of Los Angeles County

### Water source:

Treated Groundwater and Surface Water

### Disinfection treatment:

Groundwater supplies are disinfected with chlorine for bacteriological control and quality of the water in the distribution system. Surface water is disinfected with chloramines.





## SPECIAL HEALTH INFORMATION

Some people may be more vulnerable to contaminants in drinking water than the general population. Immuno-compromised persons such as persons with cancer undergoing chemotherapy, persons who have undergone organ transplants, people with HIV/AIDS or other immune system disorders, some elderly, and infants can be particularly at risk from infections. These people should seek advice about drinking water from their health care providers. EPA/Centers for Disease Control and Prevention (CDC) guidelines on appropriate means to lessen the risk of infection by *Cryptosporidium* and other microbial contaminants are available from the Safe Drinking Water Hotline (800-426-4791).

# What are the Sources of Contaminants?

To provide tap water that is safe to drink, EPA and the State Water Resources Control Board prescribe regulations which limit the amount of certain contaminants in water provided by public water systems. U.S. Food and Drug Administration (FDA) regulations establish limits for contaminants in bottled water which must provide the same protection for public health.

Drinking water, including bottled water, may reasonably be expected to contain at least small amounts of some contaminants. The presence of contaminants does not necessarily indicate that water poses a health risk. More information about

contaminants and potential health effects can be obtained by calling the Environmental Protection Agency's Safe Drinking Water Hotline (800-426-4791).

The sources of drinking water (both tap water and bottled water) include rivers, lakes, streams, ponds, reservoirs, springs, aquifers and/or groundwater. As water travels over the surface of the land or through the ground, it dissolves naturally-occurring minerals and, in some cases, radioactive material, and can pick up substances resulting from the presence of animals or from human activity.

## CONTAMINANTS THAT MAY BE PRESENT IN SOURCE WATER INCLUDE:

<b>Microbial Contaminants</b>	such as viruses and bacteria, which may come from sewage treatment plants, septic systems, agricultural livestock operations, and wildlife.
<b>Inorganic Contaminants</b>	such as salts and metals, which can be naturally occurring or may result from urban storm water runoff, industrial or domestic wastewater discharges, oil and gas production, mining, or farming.
<b>Pesticides and Herbicides</b>	which may come from a variety of sources, such as agriculture, urban storm water runoff, and residential uses.
<b>Organic Chemical Contaminants</b>	including synthetic and volatile organic chemicals, which are by-products of industrial processes and petroleum production, and may also, come from gas stations, urban storm water runoff, and septic systems.
<b>Radioactive Contaminants</b>	which can be naturally occurring or may be the result of oil and gas production and mining activities.





# Protecting Your Drinking Water Supply

Protecting drinking water at its source is an important part of the process to treat and deliver high quality water. It takes a community effort to protect our shared water resources. This includes utilities, businesses, residents, government agencies and organizations. Everyone who lives, works, and plays in the area has a role and stake in clean water supplies.

## WHAT CAN YOU DO?

Quality drinking water starts upstream. Everyone can help maintain and improve drinking water supplies through the following actions:

- Properly dispose of pharmaceuticals, household chemicals, oils and paints. Materials can impact water ways if poured down the drain, flushed down the toilet, or dumped on the ground.
- Check for leaks from automobiles and heating fuel tanks. Clean up any spills using an absorbent material like cat litter. Sweep up the material and put it in a sealed bag. Check with the local refuse facility for proper disposal.
- Clean up after your pets and limit the use of fertilizers and pesticides.
- Take part in watershed activities.

**Report any spills, illegal dumping or suspicious activity to California Governor's Office of Emergency Services (Cal OES) Warning Center here: (800) 852-7550**

## FOR MORE INFORMATION

To learn more about your water supply and local activities, visit us online at [californiaamwater.com](http://californiaamwater.com) or contact the regional Source Water Protection Lead, Mike Phillips at 626-223-9460.

## WHAT ARE WE DOING?

**Here are a few of the efforts underway to protect our shared water resources:**



**Community Involvement:** We have a proactive public outreach program to help spread the word and get people involved. This includes school education, contests, and other community activities.



**Environmental Grant Program:** Each year, we fund projects that improve water resources in our local communities.

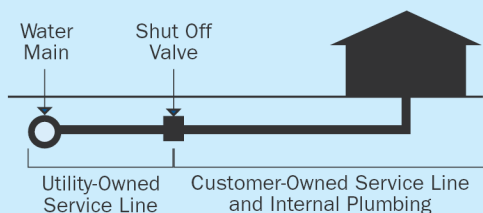


**Pharmaceutical Collection:** We sponsor drop box locations across the state for residents to safely dispose of unwanted drugs for free. This helps keep pharmaceutical products from entering water supplies.

# About Lead

If present, elevated levels of lead can cause serious health problems, especially for pregnant women and young children. Lead in drinking water is primarily from materials and components associated with service lines and home plumbing. American Water is responsible for providing high quality drinking water but cannot control the variety of materials used in plumbing components. When your water has been sitting for several hours, you can minimize the potential for lead exposure by flushing your tap for 30 seconds to 2 minutes before using water for drinking or cooking. If you are concerned about lead in your water, you may wish to have your water tested. Information on lead in drinking water, testing methods, and steps you can take to minimize exposure is available from the Safe Drinking Water Hotline or at <http://www.epa.gov/safewater/lead>.

## UTILITY-OWNED VS. CUSTOMER-OWNED PORTION OF THE SERVICE LINE



Please note: This diagram is a generic representation. Variations may apply.

## The most common source of lead in tap water is from the customer's plumbing and their service line.

Our water mains are not made of lead; however, the water service line that carries the water from the water main in the street to your home could be. Homeowners' service lines may be made of lead, copper, galvanized steel or plastic. You can assess your service line material where it enters your home, typically in your basement, crawl space or garage, near the inlet valve.

### MINIMIZING YOUR POTENTIAL EXPOSURE

You cannot see, smell or taste lead, and boiling water will not remove lead. Here are steps you can take to reduce your potential exposure if lead exists in your home plumbing.

### CHECK YOUR PLUMBING AND SERVICE LINE

If you live in an older home, consider having a licensed plumber check your plumbing for lead. If your service line is made of lead, and you're planning to replace it, be sure to contact us at 1-888-237-1333.



**1. Flush your taps.** The longer the water lies dormant in your home's plumbing, the more lead it might contain. If the water in your faucet has gone unused for more than six hours, flush the tap with cold water for 30 seconds to two minutes before drinking or using it to cook. To conserve water, catch the running water and use it to water your plants.



**2. Use cold water for drinking and cooking.** Hot water has the potential to contain more lead than cold water. If hot water is needed for cooking, heat cold water on the stove or in the microwave.



**3. Routinely remove and clean all faucet aerators.**



**4. Look for the "Lead Free" label** when replacing or installing plumbing fixtures.



**5. Follow manufacturer's instructions for replacing water filters** in household appliances, such as refrigerators and ice makers, as well as home water treatment units and pitchers. Look for NSF 53 certified filters.



**6. Flush after plumbing changes.** Changes to your service line, meter, or interior plumbing may result in sediment, possibly containing lead, in your water supply. Remove the strainers from each faucet and run the water for 3 to 5 minutes.



# Important Information About **Drinking Water**

## **CHLORAMINES**

Chloramines are a [state] and federally approved alternative to free chlorine for water disinfection. Chloramines can reduce disinfection by-product formation and may help reduce concerns related to taste. Chloramines are also used by many American Water systems and many other water utilities nationally.

**Chloramines have the same effect as chlorine for typical water uses with the exception that chloramines must be removed from water used in kidney dialysis and fish tanks or aquariums.**

Treatments to remove chloramines are different than treatments for removing chlorine. Please contact your physician or dialysis specialist for questions pertaining to kidney dialysis water treatment. Contact your pet store or veterinarian for questions regarding water used for fish and other aquatic life. You may also contact our Customer Service Center at 1-888-237-1333 for more chloramine information.

## **NITRATES**

Nitrate in drinking water at levels above 10 mg/L is a health risk for infants of less than six months of age. Such nitrate levels in drinking water can interfere with the capacity of the infant's blood to carry oxygen, resulting in a serious illness; symptoms include shortness of breath and blueness of the skin. Nitrate levels above 10 mg/L may also affect the ability of the blood to carry oxygen in other individuals, such as pregnant women and those with certain specific enzyme deficiencies. If you are caring for an infant, or you are pregnant, you should ask advice from your health care provider.



# Important Information About **Drinking Water**

## UNREGULATED CONTAMINANT MONITORING RULE (UCMR)

The EPA created the Unregulated Contaminants Monitoring Rule (UCMR) to assist them in determining the occurrence of unregulated contaminants in drinking water and whether new regulations are warranted. The first Unregulated Contaminants Monitoring Rule (UCMR1) testing was completed in 2003 for a list of contaminants specified by the EPA. Unregulated contaminants are those for which the EPA has not established drinking water standards. UCMR2 testing was conducted between November 2008 and August 2009, and UCMR3 assessment monitoring was conducted between January 2013 and December 2016. The fourth list of contaminants to monitor as part of the UCMR was published by the EPA in December 2016. UCMR4 testing began in 2018 and was completed in 2020. The results from the UCMR monitoring are reported directly to the EPA. The results of this monitoring are incorporated in the data tables in this report as appropriate. For more information, contact our Customer Service Center at 1-888-237-1333.

## PFAS MONITORING

PFAS refers to per- and polyfluoroalkyl substances, a class of synthetic chemicals, manufactured for industrial applications and commercial household products such as: non-stick cookware; waterproof and stain resistant fabrics and carpets; firefighting foam and cleaning products. The properties that make these chemicals useful in so many of our every-day products also resist breaking down and therefore persist in the environment. Exposure may be from food, food packaging, consumer products, house dust, indoor and outdoor air, drinking water and at workplaces where PFAS are made or used.

In accordance with Orders received from the Division of Drinking Water (DDW) California American Water is sampling designated sources for PFAS constituents. In 2019 DDW established Notification Levels (NLs) at 6.5 ppt for the PFAS constituents perfluorooctanesulfonic acid (PFOS) and 5.1 ppt for perfluorooctanoic acid (PFOA) in drinking water. In 2020 DDW established Consumer Confidence Detection Levels (CCRD) of 4 ppt for both PFOS and PFOA. In 2021, DDW established an NL of 0.5 ppb for perfluorobutane sulfonic acid (PFBS).

The science and regulation of PFAS and other contaminants is always evolving, and California American Water strives to be a leader in research and development. PFAS contamination is one of the most rapidly changing areas in the drinking water field. We have invested in our own independent research, as well as engaging with other experts in the field to understand PFAS occurrence in the environment. We are also actively assessing treatment technologies that can effectively remove PFAS from drinking water, because we believe that investment in research is critically important to addressing this issue.

This is one of the most rapidly changing landscapes in drinking water contamination. We have invested time and effort on our own independent research, as well as engaging with other experts in the field to understand PFAS occurrence, fate and transport in the environment. We are also actively assessing treatment technologies that can effectively remove PFAS from drinking water, because we believe that investment in research is critical for addressing this issue.

**Lauren Weinrich**  
Principal Scientist,  
Water Research and Development





## Water Quality Results

### **WATER QUALITY STATEMENT**

We are pleased to report that during calendar year 2021, the results of testing of your drinking water complied with all state and federal drinking water requirements.

For your information, we have compiled a list in the table below showing the testing of your drinking water during 2021. . The Division of Drinking Water allows us to monitor for some contaminants less than once per year because the concentration of the contaminants does not change frequently. Some of our data, though representative, are more than one year old.

# Definition of Terms

These are terms that may appear in your report.

**Action Level (AL):** The concentration of a contaminant, which, if exceeded, triggers treatment or other requirements, that a water system must follow.

**DDW:** Division of Drinking Water

**Level 1 Assessment:** A Level 1 assessment is a study of the water system to identify potential problems and determine (if possible) why total coliform bacteria have been found in our water system.

**Level 2 Assessment:** A Level 2 assessment is a very detailed study of the water system to identify potential problems and determine (if possible) why an E. coli MCL violation has occurred and/or why total coliform bacteria have been found in our water system on multiple occasions.

**LRAA:** Locational Running Annual Average

**Maximum Contaminant Level (MCL):** The highest level of a contaminant that is allowed in drinking water. MCLs are set as close to the MCLGs as feasible using the best available treatment technology. Secondary MCLs (SMCL) are set to protect the odor, taste, and appearance of drinking water.

**Maximum Contaminant Level Goal (MCLG):** The level of a contaminant in drinking water below which there is no known or expected risk to health. MCLGs allow for a margin of safety.

**Maximum Residual Disinfectant Level (MRDL):** The highest level of disinfectant allowed in drinking water. There is

convincing evidence that addition of a disinfectant is necessary for control of microbial contaminants.

**Maximum Residual Disinfectant Level Goal (MRDLG):** The level of a drinking water disinfectant below which there

is no known or expected risk to health. MRDLGs do not reflect the benefits of the use of disinfectants to control microbial contaminants.

**MFL:** Million fibers per liter.

**micromhos per centimeter ( $\mu\text{mhos/cm}$ ):** A measure of electrical conductance.

**NA:** Not applicable

**N/A:** No data available

**ND:** Not detected

**Nephelometric Turbidity Units (NTU):** Measurement of the clarity, or turbidity, of the water.

**Notification Level (NL):** The concentration of a contaminant, which, if exceeded, requires notification to DDW and the consumer. Not an enforceable standard.

**pH:** A measurement of acidity, 7.0 being neutral.

**picocuries per liter (pCi/L):** Measurement of the natural rate of disintegration of radioactive contaminants in water (also beta particles).

**parts per billion (ppb):** One part substance per billion parts water, or micrograms per liter.

**parts per million (ppm):** One part substance per million parts water, or

milligrams per liter.

**parts per trillion (ppt):** One part substance per trillion parts water, or nanograms per liter.

**Primary Drinking Water Standard (PDWS):** MCLs for contaminants that affect health along with their monitoring and reporting requirements and water treatment requirements.

**Public Health Goal (PHG):** The level of a contaminant in drinking water below which there is no known or expected risk to health. PHGs are set by the California EPA.

**RAA:** Running Annual Average

**Secondary Maximum Contaminant Level (SMCL):** Secondary MCLs are set to protect the odor, taste, and appearance of drinking water.

**SWRCB:** State Water Resources Control Board

**TON:** Threshold Odor Number

**Total Dissolved Solids (TDS):** An overall indicator of the amount of minerals in water.

**Treatment Technique (TT):** A required process intended to reduce the level of a contaminant in drinking water.

**Variances and Exemptions:** State or EPA permission not to meet an MCL or utilize a treatment technique under certain conditions.

**%:** Percent

## MEASUREMENTS

### Parts Per Million




1 drop  
in a 10 gallon fish tank

### Parts Per Billion



1 drop  
in a 10,000 gallon swimming pool

### Parts Per Trillion



1 drop  
in 35 junior size Olympic pools



# Water Quality Results

California American Water conducts extensive monitoring to determine if your water meets all water quality standards. The detections of our monitoring are reported in the following tables. While most monitoring was conducted in 2021, certain substances are monitored less than once per year because the levels do not change frequently. For help with interpreting the tables below, see the “Definition of Terms” on the previous page. Some unregulated substances are measured, but maximum contaminant levels have not been established by the government. These contaminants are shown for your information.

**NOTE:** Regulated contaminants not listed in this table were not found in the treated water supply.

LEAD AND COPPER MONITORING PROGRAM - At least 30 tap water samples collected at customers' taps every [time period]								
Substance (with units)	Year Sampled	Compliance Achieved	MCLG	Action Level (AL)	90 <sup>th</sup> Percentile	No. of Homes Sampled	Homes Above Action Level	Typical Source
Lead (ppb)	2020	Yes	0	15	0	30	0	Corrosion of household plumbing systems.
Copper (ppm)	2020	Yes	1.3	1.3	0.266	30	0	Corrosion of household plumbing systems.

DISINFECTION BYPRODUCTS - Collected in the Distribution System							
Substance (with units)	Year Sampled	Compliance Achieved	MCLG	MCL	Highest LRAA	Range Detected	Typical Source
Total Trihalomethanes (TTHMs) (ppb)	2021	Yes	NA	80	13.3	1.8 to 33	By-product of drinking water disinfection.
Haloacetic Acids (HAAs) (ppb)	2021	Yes	NA	60	7.4	0 to 10	By-product of drinking water disinfection.

NOTE: Compliance is based on the running annual average at each location (LRAA). The Highest LRAA reflects the highest average at any location and the Range Detected reflects all samples used to calculate the running annual averages.

DISINFECTANTS - Collected in the Distribution System and at the Treatment Plant								
Substance (with units)	Year Sampled	Compliance Achieved	MRDLG	MRDL	Minimum Chlorine Residual	Compliance Result	Range Detected	Typical Source
Entry Point Chlorine Residual (ppm) <sup>1</sup>	2021	Yes	4	4	1.4	2.44	1.4 to 2.9	Water additive used to control microbes.
Distribution System Chlorine Residual (ppm) <sup>2</sup>	2021	Yes	4	4	0.51	1.41	0.51 to 2.2	Water additive used to control microbes.

1 - Data represents the lowest residual entering the distribution system from our water treatment plant.

2 - Data represents the highest monthly average of chlorine residuals measured throughout our distribution system.

TURBIDITY - Continuous Monitoring at the Treatment Plant						
Substance (with units)	Year Sampled	Compliance Achieved	MCLG	MCL	Highest Single Measurement and Lowest Monthly % of Samples $\leq 0.3$ NTU	Typical Source
Turbidity (NTU)	2021	Yes	0	TT: Single result $>1$ NTU	0.03	Soil runoff.
	2021	Yes	NA	TT: At least 95% of samples $\leq 0.3$ NTU	100%	Soil runoff.

Turbidity is a measure of the cloudiness of the water. We monitor it because it is a good indicator of the effectiveness of our filtration system.



# PRIMARY REGULATED SUBSTANCES

Substance (with units)	Year Sampled	Compliance Achieved	MCLG	MCL/ SMCL	82% San Marino Distribution System		18% MWD Weymouth		Typical Source
					Highest Compliance Result	Range	Highest Compliance Result	Range	
Aluminum (ppb)	2019	Yes	600	1,000	23	ND to 23	240	ND to 240	Erosion of natural deposits
Arsenic (ppb) <sup>1</sup>	2019	Yes	0.004	10	2.9	ND to 2.9	ND	ND	Erosion of natural deposits.
Barium (ppm)	2019	Yes	2	1	0.038	ND to 0.038	0.11	0.11	Erosion of natural deposits.
Nitrate (as nitrogen) (ppm) <sup>2</sup>	2021	Yes	10	10	7.1	1.1 to 7.1	ND	ND	Runoff and leaching from fertilizer use; Leaching from septic tanks and sewage; Erosion of natural deposits
Perchlorate (ppb)	2021	Yes	1	6	3.9	0.74 to 3.9	ND	ND	Industrial waste discharge
Tetrachloroethylene (PCE) ppb	2021	Yes	0.06	5	2	ND to 2	ND	ND	Discharge from factories, dry cleaners, and auto shops
Trichlorofluoromethane (TCE) ppb	2021	Yes	1.7	5	3.4	ND to 3.4	ND	ND	Discharge from metal degreasing sites and other factories
Gross Alpha Particle Activity (pCi/L) <sup>3</sup>	2020 – 2021	Yes	15	(0)	5.7	ND to 5.7	ND	ND	Erosion of natural deposits
Gross Beta Particle Activity (pCi/L) <sup>3</sup>	2021	Yes	50	(0)	ND	ND	6	ND to 6	Decay of natural and man-made deposits
Combined Radium 226 + 228 (pCi/L) <sup>4</sup>	2017	Yes	(0)	5	0.19	ND to 0.19	ND	ND	Erosion of natural deposits
Radium 228	2020	Yes	0.019	N/A	ND	ND	ND	0 to 2	Erosion of natural deposits
Uranium (pCi/L) <sup>5</sup>	2020 – 2021	Yes	0.43	20	9	1 to 9	3	1 to 3	Erosion of natural deposits
Fluoride (ppm) <sup>6</sup>	2019 - 2021	Yes	1	2.0 (0.6-1.2 <sup>7</sup> )	1	0.6 to 1	0.9	0.6 – 0.9	Water additive that promotes strong teeth

N/A = Not Applicable, single sample

1 - Some people who drink water containing arsenic in excess of the MCL over many years may experience skin damage or circulatory system problems and may have an increased risk of getting cancer.

2 - Nitrate in drinking water at levels above 10 mg/L is a health risk for infants of less than six months of age. Such nitrate levels in drinking water can interfere with the capacity of the infant's blood to carry oxygen, resulting in a serious illness; symptoms include shortness of breath and blueness of the skin. Nitrate levels above 10 mg/L may also affect the ability of the blood to carry oxygen in other individuals, such as pregnant women and those with certain specific enzyme deficiencies. If you are caring for an infant, or you are pregnant, you should ask advice from your health care provider.

3 - Certain minerals are radioactive and may emit a form of radiation known as alpha or beta radiation. Some people who drink water containing emitters in excess of the MCL over many years may have an increased risk of getting cancer.

4 - Some people who drink water containing radium 226 or 228 in excess of the MCL over many years may have an increased risk of getting cancer.

5 - Some people who drink water containing uranium in excess of the MCL over many years may have kidney problems or an increased risk of getting cancer.

6 - Metropolitan was in compliance with all provisions of the State's fluoridation system requirements.

7 - Fluoride Control Range, not an MCL. Information about fluoridation, oral health, and current issues is available from [http://www.swrcb.ca.gov/drinking\\_water/certlic/drinkingwater/Fluoridation.shtml](http://www.swrcb.ca.gov/drinking_water/certlic/drinkingwater/Fluoridation.shtml)

## SECONDARY REGULATED SUBSTANCES

Substance (with units)	Year Sampled	Compliance Achieved	SMCL <sup>1</sup>	82% San Marino Distribution System		18% MWD Weymouth		Typical Source
				Highest Compliance Result	Range	Average Amount Detected	Range	
Aluminum (ppb)	2019-2021	Yes	200	2	ND to 23	240	ND to 240	Erosion of natural deposits; residual from some surface water treatment processes
Chloride (ppm)	2019-2021	Yes	500	41	6.3 to 41	95	95 to 97	Erosion or leaching of natural deposits
Color (units)	2021	Yes	15	ND	ND	1	1	Naturally occurring organic materials
Iron (ppb)	2019	Yes	300	200	ND to 200	ND	ND	Leaching from natural deposits
Manganese (ppb)	2019-2020	Yes	50	20	ND to 20	ND	ND	Leaching from natural deposits
Odor (TON)	2019-2021	Yes	3	2	ND to 2	1	1	Naturally-occurring organic materials
Specific Conductance (umhos/cm)	2019	Yes	1600	660	360 to 660	965	962 to 965	Substances that form ions when in water; Seawater influence
Sulfate (ppm)	2019-2021	Yes	500	72	15 to 72	213	271 to 221	Runoff/leaching from natural deposits; Industrial wastes
Total Dissolved Solids (ppm)	2019-2021	Yes	1000	400	220 to 400	609	599 to 609	Runoff/leaching from natural deposits
Turbidity (NTU)	2019	Yes	5	2.8	ND to 2.8	ND	ND	Soil runoff

1 - Substances with Secondary MCLs do not have MCLGs; these limits are primarily established to address aesthetic concerns

NA = Not Applicable, single sample



OTHER SUBSTANCES OF INTEREST - Collected at the Treatment Plant				
Substance (with units)	Year Sampled	82% San Marino Distribution System	18% MWD Weymouth	Comments
		Average or Range Detected	Average or Range Detected	
Alkalinity as CaCO <sub>3</sub> (ppm)	2019-2021	92 to 160	123 to 128	Run off/leaching of natural deposits
Bromate (ppb)	2021	ND	ND to 7	Byproduct of drinking water disinfection.
Calcium (ppm)	2021	27 to 69	64 to 70	Run off/leaching of natural deposits
Calcium Carbonate Precipitation Potential (CCPP) as CaCO <sub>3</sub> )	2020	N/A	24 to 11	Elemental balance in water; affected by temperature, other factors
Corrosivity (as Aggressiveness Index)	2019-2021	12	12.4 to 12.5	Elemental balance in water; affected by temperature, other factors
Corrosivity (as Saturation Index)	2021	N/A	0.52 to 0.61	Elemental balance in water; affected by temperature, other factors
Hexavalent Chromium <sup>1</sup>	2021	9.07	5.19 to 11	Run off/leaching of natural deposits
Magnesium (ppm)	2019-2021	2 to 20	25 to 26	Run off/leaching of natural deposits
pH	2019-2021	7.8	8.1	pH is a measure of the acid/base properties of water.
Potassium	2019-2021	0 to 2	4.4 to 4.7	Salt present in the water; naturally occurring.
Sodium (ppm)	2019-2021	19 to 56	95 to 101	"Sodium" refers to the salt present in the water and is generally naturally occurring.
Total Hardness (as CaCO <sub>3</sub> ) (ppm)	2019 - 2021	151 mg/L	272 mg/L	"Hardness" is the sum of polyvalent cations present in the water, generally magnesium and calcium. The cations are usually naturally occurring
Total Hardness (as CaCO <sub>3</sub> ) (grains per gallon)	2021	8.83 grains per gallon	15.9 grains per gallon	

1 - There is currently no MCL for hexavalent chromium. The previous MCL of 10 µg/L was withdrawn on September 11, 2017.

## UNREGULATED CONTAMINANT MONITORING

Unregulated contaminants are those for which the EPA has not established drinking water standards. The purpose of unregulated contaminant monitoring is to assist the EPA in determining the occurrence of unregulated contaminants in drinking water and whether future regulation is necessary. Every five years, the EPA issues a new list of no more than 30 unregulated contaminants to be monitored.

ADDITIONAL WATER QUALITY PARAMETERS OF INTEREST - Water Leaving the Treatment Facility)					
Parameter	Units	Year Sampled	Average Result	Range Detected	Typical Source
Bromide	ppb	2020	0.54	0 to 1.7	By-product of drinking water disinfection
Bromochloroacetic Acid	ppb	2019	0.54	0 to 1.2	By-product of drinking water disinfection
Bromodichloroacetic acid	ppb	2019	0.11	0 to 0.66	By-product of drinking water disinfection
Chlorodibromoacetic acid	ppb	2019	0.20	0 to 0.64	By-product of drinking water disinfection
Dibromoacetic Acid	ppb	2019	0.28	0 to 1.3	By-product of drinking water disinfection
Dichloroacetic Acid	ppb	2019	0.89	0 to 2.6	By-product of drinking water disinfection
Monobromoacetic Acid	ppb	2019-2021	0.24	0 to 2.4	By-product of drinking water disinfection
Total Haloacetic Acids	ppb	2019	1.78	0.58 to 4.1	By-product of drinking water disinfection
Total Haloacetic Acids-UCMR4 <sup>1</sup>	ppb	2020	0.7	0 to 2.3	By-product of drinking water disinfection
Total Organic Carbon (TOC) (ppm)	ppm	2019-2020	0.35	0 to 0.65	Naturally present in the environment
Trichloroacetic Acid	ppb	2021	0.79	0 to 5.1	By-product of drinking water disinfection
Manganese*	ppb	2019-2020	1.84	0 to 20	Naturally-occurring elemental metal; largely used in aluminum alloy production. Essential dietary element.

1- HAA9: Bromochloroacetic acid, bromodichloroacetic acid, chlorodibromoacetic acid, dibromoacetic acid, dichloroacetic acid, monobromoacetic acid, monochloroacetic acid, tribromoacetic acid, and trichloroacetic acid.

\* Manganese has a Secondary MCL of 50 ppb.

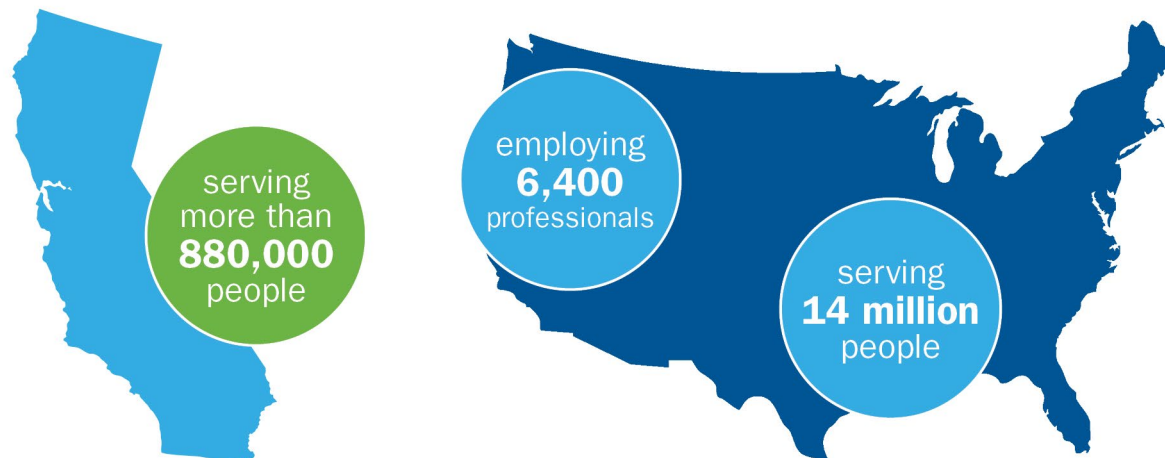




## About Us

**California American Water**, a subsidiary of American Water, provides high-quality and reliable water and/or wastewater services to more than 880,000 people. For more information, visit [californiaamwater.com](http://californiaamwater.com) and follow us on Twitter, Facebook, Instagram and YouTube.

With a history dating back to 1886, **American Water** (NYSE:AWK) is the largest and most geographically diverse U.S. publicly traded water and wastewater utility company. The company employs approximately 6,400 dedicated professionals who provide regulated and regulated-like drinking water and wastewater services to an estimated 14 million people in 25 states. American Water provides safe, clean, affordable and reliable water services to our customers to help keep their lives flowing.



## CALIFORNIA AMERICAN WATER FACTS AT A GLANCE

- **COMMUNITIES SERVED**  
78 communities in  
10 counties
- **PEOPLE SERVED**  
Approx. 880,000 people
- **EMPLOYEES**  
322
- **SYSTEM DELIVERY**  
122 million gallons per day (MGD) of  
water is produced and treated
- **MILES OF PIPELINE**  
2,280 miles of water pipeline  
and 48.5 miles of wastewater pipe
- **STORAGE**  
185 water storage facilities

# How to Contact Us

If you have any questions about this report, your drinking water, or service, please contact California American Water's Customer Service Center Monday to Friday, 7 a.m. to 7 p.m. at 1-888-237-1333.

## WATER INFORMATION SOURCES

California American Water

[www.californiaamwater.com](http://www.californiaamwater.com)

State Water Resources Control Board (State Board),  
Division of Drinking Water (DDW):

[www.waterboards.ca.gov/drinking\\_water/programs/index.shtml](http://www.waterboards.ca.gov/drinking_water/programs/index.shtml)

Metropolitan Water District of Southern California:

[www.mwdh2o.com](http://www.mwdh2o.com)

Main San Gabriel Basin Watermaster:

[www.sgvwater.com](http://www.sgvwater.com)

United States Environmental Protection Agency (USEPA):

[www.epa.gov/safewater](http://www.epa.gov/safewater)

Safe Drinking Water Hotline: (800) 426-4791

Centers for Disease Control and Prevention: [www.cdc.gov](http://www.cdc.gov)

American Water Works Association: [www.awwa.org](http://www.awwa.org)

Water Quality Association: [www.wqa.org](http://www.wqa.org)

National Library of Medicine/National Institute of Health:

[www.nlm.nih.gov/medlineplus/drinkingwater.html](http://www.nlm.nih.gov/medlineplus/drinkingwater.html)

**This report contains important information about your drinking water. Translate it, or speak with someone who understands it at 1-888-237-1333.**

This report contains important information about your drinking water. Translate it, or speak with someone who understands it at 1-888-237-1333.

Este informe contiene información muy importante sobre su agua potable. Tradúzcalo o hable con alguien que lo entienda bien al 1-888-237-1333.

Ntawm no yog ib co lus qhia tseem ceeb heev txog koj cov dej seb huv npaum li cas. Yog tias koj xav tau kev pab txhais cov lus qhia no, thov hu rau peb ntawm 1-888-237-1333.

這是關於您的水質的十分重要的資訊。如果您需要幫助翻譯此資訊請致電 **1-888-237-1333** 與我們聯繫。

आपके पानी की गुणवत्ता के बारे में यह बहुत महत्वपूर्ण सूचना है। यदि इस सूचना के अनुवाद के लिए आपको सहायता की जरूरत हो, तो कृपया **1-888-237-1333** र हमें काल करें।

Это очень важная информация о качестве Вашей воды. Если Вам требуется перевод этой информации, позвоните нам по телефону **1-888-237-1333**.

Ito ay isang napakahalagang impormasyon tungkol sa kalidad ng iyong tubig. Kung iyong kailangan ng tulong sa pagsalin ng impormasyon na ito, mangyaring tumawag sa amin sa 1-888-237-1333.

Đây là thông tin rất quan trọng về chất lượng nước của quý vị. Nếu quý vị cần thông dịch thông tin này, xin gọi chúng tôi theo số 1-888-237-1333.