



# 2017 ANNUAL WATER QUALITY REPORT

SAN MARINO | PWS ID: 1910139



CALIFORNIA  
AMERICAN WATER

WE KEEP LIFE FLOWING™



RICHARD SVINDLAND  
President

## A Message from California American Water President RICHARD SVINDLAND

Dear California American Water Customer,

Having easy access to safe, clean water is something that can be easily taken for granted. At California American Water, our top priority is providing safe, reliable drinking water to our more than 690,000 customers.

I am pleased to share with you our 2017 Consumer Confidence Report, which is a testament to the hard work and dedication of our employees who ensure high-quality drinking water.

**QUALITY:** We have rigorous safeguards in place to ensure the water we provide to you meets or surpasses increasingly stringent water quality standards. Across California, we conducted approximately 652 different tests on 25,239 water samples for 2,994 constituents last year. **We are proud and pleased to confirm that we met every primary and secondary state and federal water quality standard.**

**SERVICE:** Last year, we invested more than \$92 million in water infrastructure in the California communities we serve. This investment ensures and maintains the safety and reliability of the facilities and technology needed to draw, treat, and distribute water.

**VALUE:** While costs to provide water service continue to increase across the country, our investments help us provide high-quality water service that remains an exceptional value, costing customers about a penny per gallon.

2017 brought fires and news stories concerning lead testing in schools across California. These events solidify the notion that water is essential for public health, fire protection, economic development and overall quality of life. That is why we are proud to continue to supply water that meets or surpasses all state and federal water quality standards.

If you have any questions or concerns, you can contact us by phone, email, online at [www.californiaamwater.com](http://www.californiaamwater.com), or in person at our local Customer Center. Please take the time to review this report. It provides details about the source and quality of your drinking water, using data from water-quality testing conducted for your local system between January and December 2017.

Sincerely,

RICHARD SVINDLAND  
President

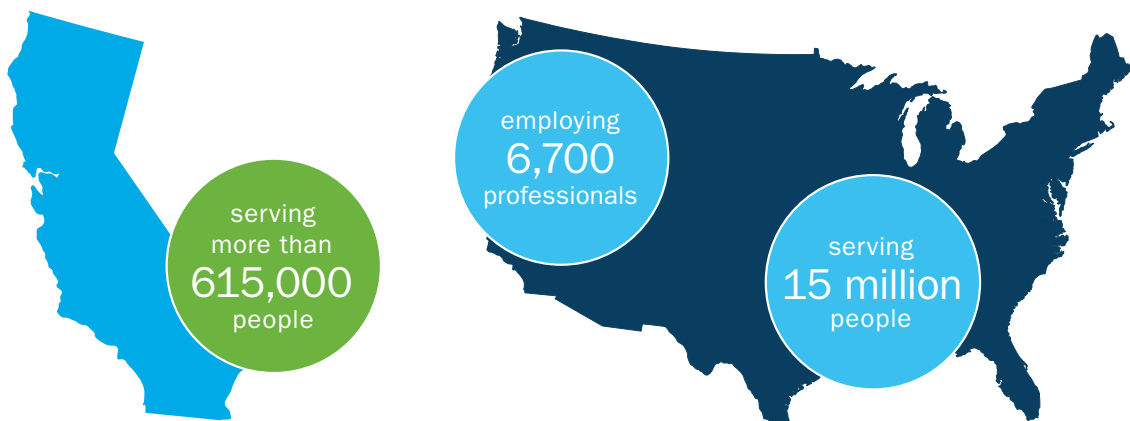


# OUR COMMITMENT TO QUALITY


Once again, we proudly present our Annual Water Quality Report, also referred to as a Consumer Confidence Report (CCR). This CCR covers compliance testing completed through December 2017. We are pleased to tell you that our compliance with state and federal drinking water regulations remains exemplary. As in the past, we are committed to delivering the best quality drinking water. To that end, we remain vigilant in meeting the challenges of source water protection, water conservation, environmental compliance, sustainability and community education while continuing to serve the needs of all our water users.

## ABOUT CALIFORNIA AMERICAN WATER (CAW) AND AMERICAN WATER (AW)

California American Water, a subsidiary of American Water (NYSE: AWK), provides high-quality and reliable water and/or wastewater services. American Water is the largest and most geographically diverse publicly traded U.S. water and wastewater utility company. The company employs 6,700 dedicated professionals who provide regulated and market-based drinking water, wastewater and other related services to an estimated 15 million people in 47 states and Ontario, Canada. More information can be found by visiting [www.amwater.com](http://www.amwater.com).







# WHAT IS A CONSUMER CONFIDENCE REPORT (CCR)?

The Consumer Confidence Report (CCR) is an annual water quality report containing data that California American Water and all associated water purveyors collected during the past year. CCRs let consumers know what contaminants, if any, are in their drinking water as well as any related health effects. CCRs also include details about where your water comes from and how it is treated. Additionally, they educate customers on what it takes to deliver safe drinking water and highlight the need to protect drinking water sources.

In 2017, we collected numerous samples at various sampling points in your water system. The water quality data presented is a combination of data compiled from our nationally recognized water quality laboratory and local commercial laboratories; all certified in drinking water testing by the State Board's Environmental Laboratory Accreditation Program. If you have any questions about this report or your drinking water, please contact our Customer Service Center at (888) 237-1333.



# ABOUT YOUR WATER

The San Marino Water System is primarily served by groundwater sources in the Main San Gabriel and Raymond Basins. Because both basins have adjudicated groundwater usage, additional supplies are necessary to meet seasonal/annual demand. These additional water supplies are purchased from Metropolitan Water District of Southern California (MWDSC). The San Marino Water System receives treated surface water from MWDSC's Weymouth Treatment Plant. MWDSC's sources of raw surface water are the Sacramento River Delta and Colorado River. Water is conveyed to Southern California via the California Aqueduct (also known as the State Water Project) and the Colorado River Aqueduct. Drinking water treatment technologies used for this imported water included coagulation, flocculation, sedimentation, filtration, and disinfection. Groundwater supplies are disinfected with chlorine and surface water supplies are treated with chloramines to ensure the bacteriological quality in the distribution system.

The 2017 San Marino Water System supply consisted of 90 percent local well water and 10 percent purchased treated surface water from MWDSC.

California American Water distributes water for residential and commercial use throughout San Marino, portions of the cities of Rosemead, Temple City, San Gabriel, El Monte and Pasadena, and unincorporated areas of Los Angeles County.

For more information, please refer to the websites listed in the Water Information Sources section for California American Water and the Metropolitan Water District of Southern California.

A photograph of a family of four crossing a river using stepping stones. A man in a striped shirt carries a baby while holding the hand of a young girl. A woman in a white tank top holds the other hand of the girl. They are all barefoot and smiling. The background shows lush greenery and a calm river.

# ABOUT YOUR WATER

## NOTICE OF SOURCE WATER ASSESSMENT (SWA)

An assessment of the drinking water sources for the California American Water - San Marino water system was completed in February 2003. The sources are considered vulnerable to the following (associated with contamination detected in the water supply): known contaminant plumes; historic waste dumps/landfills; high-density housing; apartments and condominiums; home manufacturing; parks; parking lots/malls; office buildings/complexes; schools; medical/dental/veterinary offices/clinics; low- and high-density septic systems; sewer collection systems; waste transfer/recycling station; wastewater treatment plants; fertilizer, pesticide/herbicide application; irrigated/non-irrigated crops; golf courses; automobile repair shops and gas stations; fleet/truck/bus terminals; utility station maintenance areas; motor pools; historic gas stations; machine shops; electrical/electronic manufacturing; chemical/petroleum processing/storage; metal plating/finishing/fabricating; plastics/synthetics producers; photo processing/printing; chemical/petroleum pipelines; food processing; construction/demolition staging areas; appliance/electronic repair; hotels and motels; agricultural/irrigation wells; oil, gas, geothermal wells; water supply wells; monitoring/test wells; injection wells/dry wells/sumps; research laboratories; hospitals; contractor or government agency equipment storage yards; hardware/lumber/parts stores; historic and active mining operations; boat services/repair/refinishing; sand/gravel mining; wood/pulp/paper processing and mills; and underground storage tanks (decommissioned inactive tanks), upgraded/registered-active tanks, non-regulated tanks, and not yet upgraded or registered tanks.





# ABOUT YOUR WATER

## NOTICE OF SOURCE WATER ASSESSMENT (cont.)

A copy of the completed assessment may be viewed at California American Water, 8657 Grand Avenue, Rosemead, CA 91770. You may request a summary of the assessment be sent to you by contacting Shauna Racicot, Water Quality & Environmental Compliance Manager, by phone at (619) 446-4768 or by email at [shauna.racicot@amwater.com](mailto:shauna.racicot@amwater.com).

Every five years, MWDSC is required by the State Water Resources Control Board Division of Drinking Water to examine possible sources of drinking water contamination in its State Water Project and Colorado River source waters. The most recent watershed sanitary surveys for MWDSC's source waters are the Colorado River Watershed Sanitary Survey – 2015 Update, and the State Water Project Watershed Sanitary Survey – 2011 Update. Water from the Colorado River is considered to be most vulnerable to contamination from recreation, urban/stormwater runoff, increasing urbanization in the watershed, and wastewater. Water supplies from northern California's State Water Project are most vulnerable to contamination from urban/stormwater runoff, wildlife, agriculture, recreation, and wastewater. The United States Environmental Protection Agency (USEPA) also requires MWDSC to complete one Source Water Assessment (SWA) that utilizes information collected in the watershed sanitary surveys. MWDSC completed its SWA in December 2002. The SWA is used to evaluate the vulnerability of water sources to contamination and helps determine whether more protective measures are needed. A copy of the most recent summary of either Watershed Sanitary Survey or the SWA can be obtained by calling MWDSC at (800) CALL-MWD.



# WHAT ARE THE SOURCES OF CONTAMINANTS?

The sources of drinking water include rivers, lakes, streams, ponds, reservoirs, springs and wells. As water travels over the surface of the land or through the ground, it dissolves naturally occurring minerals and can pick up substances resulting from animal or human activity and even radioactive material. In order to ensure that tap water is safe to drink, USEPA and the State Water Resources Control Board set regulations limiting the amount of certain contaminants in water provided by public water systems. Contaminants that may be present in source water include:

## **ORGANIC CHEMICAL CONTAMINANTS**

including synthetic and volatile organic chemicals, which are by-products of industrial processes and petroleum production, and may also come from gas stations, urban stormwater runoff, agricultural application, and septic systems.

## **INORGANIC CONTAMINANTS,**

such as salts and metals, which can be naturally occurring or may result from urban stormwater runoff, industrial or domestic wastewater discharges, oil and gas production, mining, or farming.

## **PESTICIDES AND HERBICIDES,**

which may come from a variety of sources, such as agriculture, urban stormwater runoff, and residential uses.

## **MICROBIAL CONTAMINANTS,**

such as viruses and bacteria, which may come from sewage treatment plants, septic systems, agricultural livestock operations, and wildlife.

## **RADIOACTIVE CONTAMINANTS,**

which can be naturally occurring or may be the result of oil and gas production and mining activities.





# FLUORIDE

## FLUORIDE

Fluoride is a naturally occurring substance. It can be present in drinking water from two sources:

1. **By nature** when groundwater comes into contact with fluoride-containing minerals naturally present in the earth; or
2. **By a water purveyor** through addition of fluoride to the water they are providing in the distribution system.

The San Marino Water System has naturally-occurring fluoride in the groundwater and also receives fluoridated water from the MWDSC.

Beginning June 1, 2015, the fluoride levels at MWDSC's treatment plants were adjusted to achieve an optimal fluoride level of 0.7 part per million (ppm) and a control range of 0.6 ppm to 1.2 ppm to comply with the State's Water Fluoridation Standards. The naturally-occurring fluoride levels in the San Marino groundwater sources are close to optimal levels (approximately 0.8 ppm) and with MWDSC's fluoride addition, the fluoride levels in the entire system are consistent year-round. If you have any questions on fluoride, please call California American Water's Customer Service Center at (888) 237-1333.



# LEAD & NITRATES

## LEAD

If present, elevated levels of lead can cause serious health problems, especially for pregnant women and young children. Lead in drinking water is primarily from materials and components associated with service lines and home plumbing. California American Water is responsible for providing high quality drinking water, but cannot control the variety of materials used in plumbing components. When your water has been sitting for several hours, you can minimize the potential for lead exposure by flushing your tap for 30 seconds to two minutes before using water for drinking or cooking.

If you do so, you may wish to collect the flushed water and reuse it for another beneficial purpose, such as watering plants. If you are concerned about lead in your water, you may wish to have your water tested. Information on lead in drinking water, testing methods, and steps you can take to minimize exposure is available from the Safe Drinking Water Hotline or at [www.epa.gov/lead](http://www.epa.gov/lead).

## NITRATES

Nitrate in drinking water at levels above 10 mg/L is a health risk for infants of less than six months of age. Such nitrate levels in drinking water can interfere with the capacity of the infant's blood to carry oxygen, resulting in serious illness. Symptoms include shortness of breath and blueness of the skin. Nitrate

levels above 10 mg/L may also affect the ability of the blood to carry oxygen in other individuals, such as pregnant women and those with certain specific enzyme deficiencies. If you are caring for an infant or you are pregnant, you should ask for advice from your health care provider.

A background photograph showing a kitchen sink area. In the foreground, a person's hands are visible, one holding a knife and the other a tomato, as if preparing food. In the background, another person is washing vegetables under running water from a faucet. The scene is brightly lit, suggesting a sunny day.

# RADON & CRYPTOSPORIDIUM

## RADON

Radon is a radioactive gas and known human carcinogen that you cannot see, taste, or smell. Radon can move up through the ground and into a home through cracks and holes in the foundation. Radon can also get into indoor air when released from tap water while showering, washing dishes, or doing other household activities. Radon entering the home through tap water usually produces minor amounts of radon in indoor air compared to radon entering the home through soil. Breathing air containing radon can lead to lung cancer. Drinking water containing radon may also cause increased risk of stomach cancer. If you are concerned about radon in your home, test the air inside. Testing is inexpensive and easy. You should pursue radon removal for your home if the level of radon in your air is four picocuries per liter of air (pCi/L) or higher. There are simple, relatively inexpensive ways to fix a radon problem. For additional information, call your state radon program at (800) 745-7236, the USEPA Safe Drinking Water Hotline at (800) 426-4791, or the National Safety Council's Radon Hotline at (800) SOS-RADON.

## CRYPTOSPORIDIUM

Cryptosporidium is a microbial pathogen found in surface waters throughout the U.S. Although filtration removes Cryptosporidium, the most commonly used filtration methods cannot guarantee 100 percent removal. Monitoring does not indicate the presence of these organisms in either the source or finished water. Current test methods do not allow us to determine if the organisms are dead or if they are capable of causing disease. Ingestion of Cryptosporidium may cause cryptosporidiosis, an abdominal infection. Symptoms of infection include nausea, diarrhea, and abdominal cramps. Most healthy individuals can overcome the disease within a few weeks. However, immunocompromised people are at greater risk of developing life-threatening illness. We encourage immunocompromised individuals to consult their health care provider regarding appropriate precautions to avoid infection. Cryptosporidium must be ingested to cause disease, and it may be spread through means other than drinking water. You can obtain more information on appropriate means to lessen the risk of infection by Cryptosporidium and other microbial contaminants by calling the USEPA's Safe Drinking Water Hotline at (800) 426-4791.



A photograph of two elderly women outdoors. The woman on the left, with short grey hair and a light blue shirt, is smiling and holding a blue water bottle. The woman on the right, with grey hair and a red headband, is holding a clear plastic bottle with a green label. They are both holding a rolled-up blue mat. The background is a bright, sunny outdoor setting with other people blurred in the distance.

## EDUCATIONAL & SPECIAL HEALTH INFORMATION

Drinking water, including bottled water, may reasonably be expected to contain at least small amounts of some contaminants. The presence of contaminants does not necessarily indicate that water poses a health risk. More information about contaminants and potential health effects can be obtained by calling the USEPA's Safe Drinking Water Hotline at (800) 426-4791.

Some people may be more vulnerable to contaminants in drinking water than the general population. Immunocompromised persons such as persons with cancer undergoing chemotherapy, persons who have undergone organ transplants, people with HIV/AIDS or other immune system disorders, some elderly, and infants may be particularly at risk for infections. These people should seek advice about drinking water from their health care providers. USEPA/CDC guidelines on appropriate means to lessen the risk of infection by microbial contaminants are available through the USEPA's Safe Drinking Water Hotline at (800) 426-4791.



# MEASUREMENTS

Water is sampled and tested consistently throughout the year to ensure the best possible quality. Contaminants are measured in:

- **Parts per million (ppm) or milligrams per liter (mg/L)**
- **Parts per billion (ppb) or micrograms per liter (µg/L)**
- **Parts per trillion (ppt) or nanograms per liter (ng/L)**
- **Grains per gallon (grains/gal)** – A measurement of water hardness often used for sizing household water softeners. One grain per gallon is equal to 17.1 mg/L of hardness.
- **MicroSiemens per centimeter (µS/cm)** – A measurement of a solution’s ability to conduct electricity.
- **Nephelometric Turbidity Units (NTU)** – A measurement of the clarity of water. Turbidity in excess of 5 NTU is noticeable to the average person.
- **PicoCuries per liter (pCi/L)** – A measurement of radioactivity in water.

## PARTS PER MILLION:


1 second  
in 12 days

## PARTS PER BILLION:

1 second  
in 32 years

## PARTS PER TRILLION:

1 second  
in 32,000 years





# HOW TO READ THIS TABLE

California American Water conducts extensive monitoring to ensure that your water meets all water quality standards. The results of our monitoring are reported in the following tables. While most monitoring was conducted in 2017, certain substances are monitored less than once per year because the levels do not change frequently. For help with interpreting this table, see the “Definition of Terms” section.

- ① Starting with a **Substance**, read across.
- ② **Year Sampled** is usually in 2017 or year prior.
- ③ **MCL** shows the highest level of substance (contaminant) allowed.
- ④ **MCLG** is the goal level for that substance (this may be lower than what is allowed).
- ⑤ **Average Amount Detected** represents the measured amount (less is better).
- ⑥ **Range** tells the highest and lowest amounts measured.
- ⑦ A **No** under **Violation** indicates government requirements were met.
- ⑧ **Major Sources in Drinking Water** tells where the substance usually originates.

Unregulated substances are measured, but maximum allowed contaminant levels have not been established by the government.



# Water Quality Results

## Regulated Substances (Measured on the Water Within the Distribution System or Leaving the Treatment Facilities)

Substance (units)	Year Sampled	MCL	PHG (MCLG)	90% San Marino Wells		10% MWD - Weymouth		Violation	Typical Source
				Average Amount Detected	Range Low-High	Average Amount Detected	Range Low-High		
Aluminum (ppm)	2017 (RAA)	1	0.6	ND	ND	170	ND - 210	No	Erosion of natural deposits; Residual from some surface water treatment processes
Carbon Tetrachloride <sup>1</sup> (CTC) (ppt)	2017	500	100	29	ND - 600	ND	ND	No	Discharge from chemical plants and other industrial activities
Fluoride (ppm)	2017	2.0	1	0.8	0.8	0.7	0.5 - 0.9	No	Erosion of natural deposits; Water additive which promotes strong teeth; Discharge from fertilizer and aluminum factories
Gross Alpha Particle Activity (pCi/L)	2013 & 2017	15	(0)	ND	ND - 9	ND	ND - 4	No	Erosion of natural deposits
Gross Beta Particle Activity (pCi/L)	2014 & 2017	50	(0)	NA	NA	ND	ND - 5	No	Decay of natural and man- made deposits
Uranium (pCi/L)	2014 & 2017	20	0.43	6.67	5.0 - 9.0	ND	ND - 3	No	Erosion of natural deposits
Nitrate as N (ppm)	2017	10	10	5.3	0.2 - 6.5	ND	ND	No	Runoff and leaching from fertilizer use; Leaching from septic tanks and sewage; Erosion of natural deposits
Perchlorate (ppb)	2017	6	1	0.6	ND - 5.8	ND	ND	No	Inorganic chemical used in solid rocket propellant, fireworks, explosives, flares, matches, and a variety of industries
Tetrachloroethylene (PCE) (ppb)	2017	5	0.06	0.47	ND - 1.4	ND	ND	No	Discharge from factories, dry cleaning, and auto shops
Trichloroethylene (TCE) (ppb)	2017	5	1.7	1.2	ND - 3.9	ND	ND	No	Discharge from metal degreasing sites and other factories
Uranium (pCi/L)	2013 & 2017	20	0.43	3.1	1.2 - 11	ND	ND - 3	No	Erosion of natural deposits
Total Chlorine Residual <sup>2</sup> (ppm)	2017 (RAA)	MRDL = 4.0	MRDLG = 4.0	1.14	0.97 - 1.34	2.4	1.1 - 3.1	No	Drinking water disinfectant added for treatment
Total Trihalomethanes <sup>2</sup> (TTHM) (ppb)	2017 (LRAA)	80	NS	9.5	3 - 20	22	17 - 27	No	By-product of drinking water disinfection
Haloacetic Acids <sup>2</sup> (HAA) (ppb)	2017 (LRAA)	60	NS	3.48	ND - 11	17	6.4 - 26	No	By-product of drinking water disinfection

<sup>1</sup> Compliance is based on RAA. Some people who use water containing carbon tetrachloride in excess of the MCL over many years may experience liver problems and may have an increased risk of getting cancer.

<sup>2</sup> TTHM, HAA, and Total Chlorine Residual data were taken from the distribution system. Average amount detected is the highest RAA or LRAA.

## Secondary Substances (Measured on the Water Leaving the Treatment Facility or Within the Distribution System)

Substance (units)	Year Sampled	MCL	PHG (MCLG)	90% San Marino Wells		10% MWD - Weymouth		Violation	Typical Source
				Average Amount Detected	Range Low-High	Average Amount Detected	Range Low-High		
Aluminum (ppb)	2017 (RAA)	200	600	ND	ND	170	ND - 210	No	Erosion of natural deposits; Residual from some surface water treatment processes
Chloride (ppm)	2017	500	NS	6.9	6.9	48	29 - 66	No	Runoff/leaching from natural deposits; Seawater influence
Color (units)	2017	15	NS	ND	ND - 10	2	2	No	Naturally-occurring organic materials
Iron (ppb)	2017	300	NS	0.03	0.03	ND	ND	No	Leaching from natural deposits; Industrial wastes
Odor (units)	2017	3	NS	1	ND - 2	3	3	No	Naturally-occurring organic materials
Specific Conductance (mS/cm)	2017	1,600	NS	380	380	460	299 - 621	No	Substances that form ions when in water; Seawater influence
Sulfate (ppm)	2017	500	NS	16	16	84	46 - 123	No	Runoff/leaching from natural deposits; Industrial wastes
Total Dissolved Solids (ppm)	2017	1,000	NS	240	220 - 270	272	179 - 364	No	Runoff/leaching from natural deposits

## Bacterial Results (from the San Marino Distribution System)

Substance (units)	Year Sampled	MCL	PHG (MCLG)	Highest Percentage Detected	Violation	Typical Source
Total Coliform Bacteria	2017	5.0% of monthly samples are positive	(0)	0.0%	No	Naturally present in the environment

### Turbidity - A Measure of the Clarity of the Water (at the MWD - Weymouth Water Treatment Plant)

Turbidity - Combined Filter Effluent (MWD - Weymouth)	Year Sampled	Treatment Technique	Highest Level Measured	Violation	Typical Source
Turbidity (NTU)	2017	1 NTU	0.04	No	Soil Runoff
		Percentage of samples $\leq$ 0.3 NTU	100%		

### Unregulated Substances (Measured on the Water Leaving the Treatment Facility or within the Distribution System)

Substance (units)	Year Sampled	Notification Level	PHG (MCLG)	90% San Marino Wells		10% MWD - Weymouth	
				Average Amount Detected	Range Low-High	Average Amount Detected	Range Low-High
1,1-Dichloroethane (ppb)	2014-2017	MCL = 5	3	ND	ND - 0.06	ND	ND
1,4-Dioxane (ppb)	2014-2017	1	NS	ND	ND - 0.28	NA	NA
Bromochloromethane (ppb)	2014-2017	NS	NS	ND	ND	NA	NA
Chlorate (ppb)	2014-2017	800	NS	170	45 - 370	34	34
Chromium, Hexavalent <sup>1</sup> (ppb)	2014-2017	NS	0.02	7.9	3.8 - 10.55	ND	ND
Chromium, Total (ppb)	2014-2017	NS	(100)	8.2	5.3 - 12	ND	ND
Molybdenum (ppb)	2014-2017	NS	NS	5.2	1.8 - 9.6	NA	NA
Strontium (ppb)	2014-2017	NS	NS	278	226 - 379	ND	ND
Vanadium (ppb)	2014-2017	50	NS	8.2	4.8 - 16	ND	ND

<sup>1</sup> There is currently no MCL for hexavalent chromium. The previous MCL of 0.010 mg/L was withdrawn on September 11, 2017. The major source of hexavalent chromium is discharge from electroplating factories, leather tanneries, wood preservation, chemical synthesis, refractory production, and textile manufacturing facilities; erosion of natural deposits. Some people who drink water containing hexavalent chromium in excess of the MCL over many years may have an increased risk of getting cancer.

### Tap Water Samples: Lead and Copper Results (from the San Marino Distribution System)

Substance (units)	Year Sampled	Action Level	PHG (MCLG)	Number of Samples	Amount Detected at the 90th Percentile	Number of Homes Above Action Level	Violation	Typical Source
Copper (ppm)	2017	1.3	0.3	30	0.368	0	No	Internal corrosion of household plumbing system; Erosion of natural deposits; Leaching from wood preservatives
Lead (ppb)	2017	15	0.2	30	0	0	No	Internal corrosion of household water plumbing system; Discharges from industrial manufacturers; Erosion of natural deposits

### Additional Water Quality Parameters of Interest

This table shows the average levels of additional water quality parameters, many of which are often of interest to consumers. Values shown are averages of operating data for 2017. Values may vary from day to day. There are no health-based limits for these substances in drinking water.

Substance (units)	Year Sampled	90% San Marino Wells		10% MWD - Weymouth	
		Average Amount Detected	Range Low-High	Average Amount Detected	Range Low-High
Alkalinity as CaCO <sub>3</sub> (ppm)	2017	155	140 - 160	57	43 - 71
Calcium (ppm)	2017	44	40 - 56	24	14 - 35
Magnesium (ppm)	2017	10	10	11	6.2 - 16
pH	2017	7.3	7.0 - 7.6	8.5	8.4 - 8.7
Sodium (ppm)	2017	24	24	50	35 - 64
Total Hardness as CaCO <sub>3</sub> <sup>1</sup> (ppm)	2017	140	140	105	58 - 152

<sup>1</sup> Hardness is the sum of polyvalent cations present in the water, generally magnesium and calcium. The cations are usually naturally occurring.



# DEFINITION OF TERMS

**Action Level (AL):** The concentration of a contaminant, which, if exceeded, triggers treatment or other requirements, that a water system must follow.

**DDW:** Division of Drinking Water

**LRAA:** Locational Running Annual Average

**Maximum Contaminant Level (MCL):** The highest level of a contaminant that is allowed in drinking water. MCLs are set as close to the MCLGs as feasible using the best available treatment technology. Secondary MCLs (SMCL) are set to protect the odor, taste, and appearance of drinking water.

**Maximum Contaminant Level Goal (MCLG):** The level of a contaminant in drinking water below which there is no known or expected risk to health. MCLGs allow for a margin of safety.

**Maximum Residual Disinfectant Level (MRDL):** The highest level of disinfectant allowed in drinking water. There is convincing evidence that addition of a disinfectant is necessary for control of microbial contaminants.

**Maximum Residual Disinfectant Level Goal (MRDLG):** The level of a drinking water disinfectant below which there is no known or expected risk to health. MRDLGs do not reflect the benefits of the use of disinfectants to control microbial contaminants.

**MFL:** Million fibers per liter.

**micromhos per centimeter ( $\mu\text{mhos/cm}$ ):** A measure of electrical conductance.

**NA:** Not applicable

**N/A:** No data available

**ND:** Not detected

**Nephelometric Turbidity Units (NTU):** Measurement of the clarity, or turbidity, of the water.

**Notification Level (NL):** The concentration of a contaminant, which, if exceeded, requires notification to

DDW and the consumer. Not an enforceable standard.

**pH:** A measurement of acidity, 7.0 being neutral.

**picocuries per liter (pCi/L):** Measurement of the natural rate of disintegration of radioactive contaminants in water (also beta particles).

**parts per billion (ppb):** One part substance per billion parts water, or micrograms per liter.

**parts per million (ppm):** One part substance per million parts water, or milligrams per liter.

**parts per trillion (ppt):** One part substance per trillion parts water, or nanograms per liter.

**Primary Drinking Water Standard (PDWS):** MCLs for contaminants that affect health along with their monitoring and reporting requirements and water treatment requirements.

**Public Health Goal (PHG):** The level of a contaminant in drinking water below which there is no known or expected risk to health. PHGs are set by the California EPA.

**RAA:** Running Annual Average

**Secondary Maximum Contaminant Level (SMCL):** Secondary MCLs are set to protect the odor, taste, and appearance of drinking water.

**SWRCB:** State Water Resources Control Board

**TON:** Threshold Odor Number

**Total Dissolved Solids (TDS):** An overall indicator of the amount of minerals in water.

**Treatment Technique (TT):** A required process intended to reduce the level of a contaminant in drinking water.

**Variances and Exemptions:** State or USEPA permission not to meet an MCL or utilize a treatment technique under certain conditions.

**%:** Percent





# HOW TO CONTACT US

If you have any questions about this report, your drinking water, or service, please call California American Water's Customer Service toll free at (888) 237-1333.

## WATER INFORMATION SOURCES

### California American Water

[www.californiaamwater.com](http://www.californiaamwater.com)

### State Water Resources Control Board (State Board), Division of Drinking Water (DDW)

[www.waterboards.ca.gov/drinking\\_water/programs/index.shtml](http://www.waterboards.ca.gov/drinking_water/programs/index.shtml)

### United States Environmental Protection Agency (USEPA)

[www.epa.gov/safewater](http://www.epa.gov/safewater)

### Safe Drinking Water Hotline

(800) 426-4791

### Centers for Disease Control and Prevention

[www.cdc.gov](http://www.cdc.gov)

### Metropolitan Water District of Southern California

[www.mwdh2o.com](http://www.mwdh2o.com)

### West Basin Municipal Water District

[www.westbasin.org](http://www.westbasin.org)

### American Water Works Association

[www.awwa.org](http://www.awwa.org)

### Water Quality Association

[www.wqa.org](http://www.wqa.org)

### National Library of Medicine/National Institute of Health

[www.nlm.nih.gov/medlineplus/drinkingwater.html](http://www.nlm.nih.gov/medlineplus/drinkingwater.html)

This report contains important information about your drinking water. Translate it, or speak with someone who understands it at (888) 237-1333.

Este informe contiene información muy importante sobre su agua potable. Tradúzcalo o hable con alguien que lo entienda bien al (888) 237-1333.

Ntawm no yog ib co lus qhia tseem ceeb heev txog koj cov dej seb huv npaum li cas. Yog tias koj xav tau kev pab txhais cov lus qhia no, thov hu rau peb ntawm (888) 237-1333.

這是關於您的水質的十分重要的資訊。如果您需要幫助翻譯此資訊請致電(888) 237-1333 與我們聯繫。

आपके पानी की गुणवत्ता के बारे में यह बहुत महत्वपूर्ण सूचना है। यदि इस सूचना के अनुवाद के लिए आपको सहायता की जरूरत हो, तो कृपया (888) 237-1333 पर हमें काल करें।

Это очень важная информация о качестве Вашей воды. Если Вам требуется перевод этой информации, позвоните нам по телефону (888) 237-1333.

Ito ay isang napakahalagang impormasyon tungkol sa kalidad ng iyong tubig. Kung iyang kailangan ng tulong sa pagsalin ng impormasyon na ito, mangyaring tumawag sa amin sa (888) 237-1333.

Đây là thông tin rất quan trọng về chất lượng nước của quý vị. Nếu quý vị cần thông dịch thông tin này, xin gọi chúng tôi theo số (888) 237-1333.