

# 2022 ANNUAL Water Quality REPORT



## ABOUT YOUR WATER QUALITY REPORT

This Annual Water Quality Report covers water quality testing that was performed in 2022 and is based on requirements established by the State of California. Included in this report are details about where your water comes from, how it is tested, what is in it, and how it compares with state and federal limits. We strive to keep you informed about the quality of your water, and to provide a reliable supply that meets all state and federal regulatory requirements. This report contains important information about your drinking water. Get it translated or speak with someone who understands it. For more about the information contained in this report, please call 562.692.3756.

**Si desea una copia de este informe en español, llame al 562.692.3756 o visite nuestro sitio web en [www.picowaterdistrict.net](http://www.picowaterdistrict.net).**



## LEARN MORE ABOUT PICO WATER DISTRICT

Pico Water District welcomes all customers to better understand your water service. Board of Directors meetings are held on the 1st and 3rd Wednesday of each month. The meetings start at 5:30 p.m. in the District Boardroom, located at 4843 S. Church Street in Pico Rivera. Members of the public are invited to participate. Information on adjustments to meeting times and participation procedures due to COVID-19 can be found on the Pico Water District website.

Meeting agendas and minutes are available online at [www.picowaterdistrict.net](http://www.picowaterdistrict.net).

### BOARD OF DIRECTORS


**Elpidio "Pete" Ramirez**  
President

**Raymond Rodriguez**  
Vice President

**Victor Caballero**  
Director

**David Gonzales**  
Director

**David Angelo**  
Director



# TAKING IMPORTANT STEPS TO IMPROVE WATER QUALITY



Thank you for taking the time to read this report and learn more about your water supply. Since my promotion from Field Supervisor to General Manager one year ago, I have been humbled by the dedication of District staff, and I am excited to share some of our efforts to enhance water quality and service.

For all of us at Pico Water District (PWD), delivering safe, reliable and affordable water is our highest priority. Each year, we conduct nearly 1,000 tests on the water we provide. This Water Quality Report summarizes those results and offers additional insight into your water supply.

The District has been working on new water treatment facilities at our three primary wells for several years, and crews are making significant progress. We aim to complete construction and have these systems operational at all three locations by the end of October 2023, all in an effort to improve water quality.

Work is complete at Well #11, and the treatment facility is pending approval from the State Water Resources Control Board. It is expected to enter service this coming August or September. The project contractor is completing the facility at Well #8 and will then build the treatment system at Well #5A.

The new treatment systems will use ion exchange to remove Per- and Polyfluoroalkyl Substances (PFAS) as needed to ensure all delivered water remains below state and federal notification levels..

PFAS substances have been used extensively in consumer products such as carpets, clothing, nonstick cookware, and firefighting foams. Scientific studies indicate that exposure to PFAS over certain levels may result in adverse health effects, though specific concentrations in drinking water have yet to be established by government regulators. While this is a major project, the District has taken steps to keep costs down. PWD received a grant from the Water Replenishment District of Southern California to cover 90% of the \$4.7 million cost. This funding significantly reduces the financial impact on customers.

The District is excited to bring these treatment systems online. We invite you to visit our website at [picowaterdistrict.net](http://picowaterdistrict.net) to learn more about PFAS and how it affects the water supply.

Please note that this and all future Water Quality Reports will state the year of the test results rather than the year they were published. The date of publication will also be marked prominently to avoid any confusion.

Thank you for taking the time to read through this report. Anyone with additional questions can contact us by phone at 562.692.3756.



**Joe D. Basulto**  
General Manager











## CONSERVING WATER NOW TO HELP FUTURE GENERATIONS

The wet winter helped improve water supplies across California, but it is only a matter of time before the state faces another drought.

While state mandated water restrictions have been reduced, PWD encourages customers to continue using water wisely. Conserving water is vital to protecting and preserving water supplies now and into the future. Wasteful practices today will reduce the amount of water available for our children and grandchildren.

To encourage all customers to make conservation a way of life, the Board of Directors adopted Ordinance 62 in 2015. The ordinance established a series of water conservation policies designed to limit wasteful habits. Under those guidelines, the Board approved Resolution 245-R on June 7th, 2023, moving from a Level 2 to a Level 1 Water Supply Shortage. **The Level 1 restrictions include the following:**

-  No watering outdoor landscapes between the hours of 10 a.m. and 4 p.m.
-  Watering time is limited to no more than fifteen minutes per day in each zone.
-  Sprinklers must be adjusted to avoid excessive runoff on sidewalks, driveways or other hard surfaces.
-  Hosing down hard surfaces is not allowed.
-  Leaks must be repaired promptly.
-  Water fountains and decorative water features must recirculate water.
-  Hoses must have a self-shutoff nozzle when used to clean vehicles.
-  Irrigation systems may not be used within 48 hours of measurable rainfall.

As a community, we must recognize that water conservation is an ongoing effort. Each individual action, no matter how small, can make a significant difference in preserving this precious resource for future generations.

**By following these measures, we can collectively contribute to the long-term sustainability of our water resources. Together, we can help maintain water supplies now, so we are better prepared for the next drought.**

# IMPORTANT INFORMATION ABOUT YOUR DRINKING WATER

Este informe contiene información muy importante sobre su agua potable. Tradúzcalo o hable con alguien que lo entienda bien.



## MONITORING REQUIREMENTS NOT MET FOR PICO WATER DISTRICT

Our water system failed to monitor as required for drinking water standards during the past year and, therefore, was in violation of the regulations. Although this failure was not an emergency, as our customers, you have a right to know what you should do, what happened, and what we did to correct this situation.

We are required to monitor your drinking water for specific contaminants on a regular basis. Results of regular monitoring are an indicator of whether or not your drinking water meets health standards. In 2021, we did not collect samples for three out of four quarters of required monitoring for tetrachloroethylene (PCE) and trichloroethylene (TCE) from Well 10. Some people who use water containing tetrachloroethylene and trichloroethylene in excess of the MCL over many years may experience liver problems, and may have an increased risk of getting cancer. During the 2nd and 3rd quarters in 2021, we failed to collect 2-quarterly samples to comply with the four consecutive quarters initial monitoring requirement for 1,2,3-TCP from Well 11. Some people who drink water containing 1,2,3-trichloropropane in excess of the MCL over many years may have an increased risk of getting cancer. In 2022, we did not monitor for perchlorate from active wells and, therefore, cannot be sure of the quality of your drinking water during that time. Perchlorate has been shown to interfere with uptake of iodide by the thyroid gland, and to thereby reduce the production of thyroid hormones, leading to adverse effects associated with inadequate hormone levels. Thyroid hormones are needed for normal prenatal growth and development of the fetus, as well as for normal growth and development in the infant and child. In adults, thyroid hormones are needed for normal metabolism and mental function.

### WHAT SHOULD I DO?

- There is nothing you need to do at this time.
- The table below lists the contaminant(s) we did not properly test for during the last year, how many samples we are required to take and how often, how many samples we took, and the date when samples should have been taken.
- If you have health issues concerning the consumption of this water, you may wish to consult your doctor.

### WHAT HAPPENED? WHAT IS BEING DONE?

Sample schedules for 1,2,3-TCP, perchlorate, PCE & TCE were developed incorrectly which resulted in these samples not being collected. District Staff has created new sampling schedules in coordination with the Division of Drinking Water and have implemented a sampling plan procedure to ensure all required samples are collected.

For more information, please contact Joe D. Basulto at 562-692-3756 or P.O. Box 758, Pico Rivera, CA 90660.

Please share this information with all the other people who drink this water, especially those who may not have received this notice directly (for example, people in apartments, nursing homes, schools, and businesses). You can do this by posting this public notice in a public place or distributing copies by hand or mail.

### SECONDARY NOTIFICATION REQUIREMENTS

Upon receipt of notification from a person operating a public water system, the following notification must be given within 10 days [Health and Safety Code Section 116450(g)]:

- **Schools:** Must notify school employees, students, and parents (if the students are minors).
- **Residential Rental Property Owners or Managers** (including nursing homes and care facilities): Must notify tenants.
- **Business Property Owners, Managers, or Operators:** Must notify employees of businesses located on the property.

CONTAMINANT	REQUIRED SAMPLING FREQUENCY	NUMBER OF SAMPLES TAKEN	WHEN ALL SAMPLES SHOULD HAVE BEEN COMPLETED	WHEN SAMPLES WILL BE TAKEN
1,2,3-TCP	Quarterly	Two of four quarterly samples required	By December 31, 2021	Four consecutive quarterly samples in 2023
perchlorate	Annually	No samples collected in 2022. Last sample collected in 2023.	By December 31, 2021	During 2024
PCE	Quarterly from Well 10	No sample collected during the 1st, 2nd, and 3rd quarters of 2021	By December 31, 2021	Quarterly
TCE	Quarterly from Well 10	No sample collected during the 1st, 2nd, and 3rd quarters of 2021	By December 31, 2021	Quarterly

This notice is being sent to you by Pico Water District  
 State Water System ID#: 1910125  
 Population Served: 22,051  
 Date distributed: 6/29/23



# INFORMATION ABOUT YOUR DRINKING WATER



## SOURCE WATER ASSESSMENT

Pico Water District conducted an assessment of its groundwater supplies in 2002. Groundwater supplies are considered most vulnerable to contaminants from chemical/petroleum processing/storage, metal plating/finishing/fabricating, landfills/dumps, automobile gas stations, fleet/truck/bus terminals, railroad yards/maintenance/fueling areas, motor pools, dry cleaners, automobile repair shops, electrical/electronic manufacturing, sewer collection systems, lumber processing and manufacturing, water supply wells, parking lots/malls, veterinary offices/clinics, fire stations, office buildings/complexes, food processing, research laboratories, rental yards, junk/scrap/salvage yards, automobile body shops, wood/pulp/paper processing and mills, furniture repair/manufacturing, and hospitals. A copy of the approved assessment may be obtained by requesting one at the Pico Water District office.

## IF YOU HAVE ANY QUESTIONS ABOUT YOUR WATER

Results are from testing performed in 2022, in accordance with state and federal drinking water regulations. For more information about this report, or your water quality in general, please call the District's office at 562.692.3756. Additional information about the District, water quality, and tips on water conservation can be found by visiting the District's website at [www.picowaterdistrict.net](http://www.picowaterdistrict.net).



## Contaminants that may be present in source water include:

**Microbial contaminants**, including viruses and bacteria, that may come from sewage treatment plants, septic systems, agricultural livestock operations, and wildlife;

**Inorganic contaminants**, such as salts and metals, that can be naturally occurring or result from urban stormwater runoff, industrial or domestic wastewater discharges, oil and gas production, mining or farming;

**Pesticides and herbicides**, which may come from a variety of sources such as agriculture, urban stormwater runoff, and residential uses;

**Organic chemical contaminants**, including synthetic and volatile organic chemicals, that are byproducts of industrial processes and petroleum production, and can also come from gas stations, urban stormwater runoff, agricultural application, and septic systems;

**Radioactive contaminants**, which can be naturally occurring or be the result of oil and gas production and mining activities.

## IN ORDER TO ENSURE THAT TAP WATER IS SAFE TO DRINK,

the United States Environmental Protection Agency (U.S. EPA) and the state prescribe regulations that limit certain contaminants in water provided by public water systems. State regulations also establish limits for contaminants in bottled water that must provide the same protection for public health.

All drinking water, including bottled water, may reasonably be expected to contain at least small amounts of some contaminants. The presence of contaminants does not necessarily indicate that water poses a health risk. More information about contaminants and potential health effects can be obtained by calling the U.S. EPA's Safe Drinking Water Hotline 1-800-426-4791. You can also get more information on tap water by visiting these helpful websites:

U. S. Environmental Protection Agency: [www.epa.gov/safewater](http://www.epa.gov/safewater). State Water Resources Control Board (SWRCB), Division of Drinking Water: [www.waterboards.ca.gov/drinking\\_water/programs](http://www.waterboards.ca.gov/drinking_water/programs).



## LEAD IN TAP WATER

Pico Water District meets all standards for lead in the U.S. EPA Lead and Copper Rule, however if present then elevated levels of lead can cause serious health problems, especially for pregnant women and young children. Lead in drinking water is primarily from materials and components associated with service lines and home plumbing. Pico Water District is responsible for providing high quality drinking water but cannot control the variety of materials used in plumbing components. When your water has been sitting for several hours, you can minimize the potential for lead exposure by flushing your tap for 30 seconds to 2 minutes before using water for drinking or cooking. If you are concerned about lead in your water, you may wish to have your water tested. Information on lead in drinking water, testing methods, and steps you can take to minimize exposure is available from the Safe Drinking Water Hotline or at [www.epa.gov/safewater/lead](http://www.epa.gov/safewater/lead).



## SHOULD I TAKE ADDITIONAL PRECAUTIONS?

Some people may be more vulnerable to contaminants in drinking water than the general population. Immunocompromised persons such as persons with cancer undergoing chemotherapy, persons who have undergone organ transplants, people with HIV/AIDS or other immune system disorders, some elderly, and infants can be particularly at risk from infections. These people should seek advice about drinking water from their health care providers.

The U.S. EPA/Centers for Disease Control guidelines on appropriate means to lessen the risk of infection of Cryptosporidium and other microbial contaminants are available from the U.S. EPA's Safe Drinking Water Hotline 1-800-426-4791.

# PICO WATER DISTRICT 2022 ANNUAL WATER QUALITY REPORT

Results are from the most recent testing performed in accordance with state and federal drinking water regulations

## PRIMARY STANDARDS MONITORED AT THE SOURCE – MANDATED FOR PUBLIC HEALTH

ORGANIC CHEMICALS (ug/l)	GROUNDWATER		PRIMARY MCL	MCLG OR PHG	MAJOR SOURCES IN DRINKING WATER
	AVERAGE	RANGE			
Tetrachloroethylene (PCE)	0.36	ND - 2.3	5	0.06 (a)	Discharge from factories, dry cleaners, and auto shops (metal degreaser)
Trichloroethylene (TCE)	0.16	ND - 0.66	5	0.8 (a)	Discharge from metal degreasing sites and other factories
Methylene Chloride	ND	ND	5	4	Discharge from pharmaceutical and chemical factories; insecticide
Carbon Tetrachloride	ND	ND	0.5		Sources of environmental contamination include industrial facilities and hazardous waste sites
POLYFLUOROALKYL SUBSTANCES (ng/l)					
PFOS	24.79	18-31	-		These chemicals are widely used in firefighting foams, in grease and stain-resistant materials and for non-stick coatings such as pots, pans, clothing and carpets.
PFOA	13.33	9.9-20	-		
PFHxS	5.02	3.7-7	-		
PFBS	6.79	4.5-11	-		
INORGANICS Sampled 2022					
Nitrate (mg/l as N)	2.44	2.3-2.8	45	45 (a)	Runoff and leaching from fertilizer use/septic tanks/sewage, natural erosion
RADIOLOGICAL (pCi/l) Sampled 2022					
Gross Alpha (b)	2.79	1.91-3.38	15 (c)	0	Erosion of natural deposits
Radium 226	0.065	ND-0.152	5	-	Erosion of natural deposits
Radium 228	0.302	ND-0.546	5	-	Erosion of natural deposits
Uranium	1.625	1.3-1.8	20 (c)	0.5 (a)	Erosion of natural deposits

## PRIMARY STANDARDS MONITORED IN THE DISTRIBUTION SYSTEM – MANDATED FOR PUBLIC HEALTH

MICROBIALS	AVERAGE % POSITIVE	RANGE % POSITIVE	PRIMARY MCL	MCLG OR PHG	MAJOR SOURCES IN DRINKING WATER
Total Coliform Bacteria	0%	0%	5%	0%	Naturally present in the environment
Fecal Coliform & E. Coli Bacteria	0%	0%	0%	0%	Human and animal fecal waste
No. of Acute Violations	0	0	-	-	
DISINFECTION BY-PRODUCTS (d)	AVERAGE	RANGE	PRIMARY MCL	MCLG OR PHG	MAJOR SOURCES IN DRINKING WATER
Trihalomethanes-TTHMS (ug/l)	3.5	ND - 7.3	80	-	By-product of drinking water chlorination
Haloacetic Acids (ug/l)	0.64	ND - 1.7	60	-	By-product of drinking water disinfection
Turbidity (NTU)	0.01	ND - 0.18	5 Units	-	Soil runoff
Free Chlorine Residual (mg/l)	0.3	0.19-0.79	4.0 (e)	4.0 (f)	Drinking water disinfectant added for treatment
AT THE TAP PHYSICAL CONSTITUENTS	90%	# SITES ABOVE ALL	SECONDARY MCL	MCLG OR PHG	MAJOR SOURCES IN DRINKING WATER
56 sites sampled in 2020					
Copper (ug/l)	0.37 (g)	0	1.3 AL	0.17 (a)	Internal corrosion of household plumbing, erosion of natural deposits
Lead (ug/l)	3.9 (g)	0	15 AL	2 (a)	Internal corrosion of household plumbing, industrial manufacturer discharges

## SECONDARY STANDARDS MONITORED AT THE SOURCE – FOR AESTHETIC PURPOSES

SOURCE GROUND WATER	AVERAGE	RANGE	SECONDARY MCL	MCLG OR PHG	MAJOR SOURCES IN DRINKING WATER
Sampled 2022					
Sulfate (mg/l)	65	65	500	-	Runoff/leaching form natural deposits; industrial wastes
Total Dissolved Solids (mg/l)	330	330	1,000		Runoff/leaching form natural deposits

## SECONDARY STANDARDS MONITORED IN THE DISTRIBUTION SYSTEM – FOR AESTHETIC PURPOSES

GENERAL PHYSICAL CONSTITUENTS	AVERAGE	RANGE	SECONDARY MCL	MCLG OR PHG	MAJOR SOURCES IN DRINKING WATER
Color (color units)	ND	ND-ND	15	-	Naturally-occurring organic materials
Turbidity (NTU)	0.07	ND-0.30	5	-	Soil runoff
Odor (threshold odor number)	1	1	3	-	Naturally-occurring organic materials

## ADDITIONAL CHEMICALS OF INTEREST

CHEMICALS	GROUNDWATER		CHEMICALS	GROUNDWATER	
	AVERAGE	RANGE		AVERAGE	RANGE
ALKALINITY (mg/l)	182	140 - 220	POTASSIUM (mg/l)	4.3	4.0 - 4.6
CALCIUM (mg/l)	89	64 - 110	SODIUM (mg/l)	55	44 - 62
MAGNESIUM (mg/l)	16	12 - 19	TOTAL HARDNESS (mg/l)	288	210 - 350 [16.8 grains per gallon]
PH (standard unit)	7.4	7.0 - 8.1	TOC (mg/l)	0.52	0.52 - 0.52

### FOOTNOTES

- (a) California Public Health Goal (PHG). Other advisory levels listed in this column are federal Maximum Contaminant Level Goals (MCLGs).
- (b) Gross alpha standard also includes Radium-226 standard.
- (c) MCL compliance based on 4 consecutive quarters of sampling.
- (d) Running annual average used to calculate average, range, and MCL compliance.
- (e) Maximum Residual Disinfectant Level (MDRL)
- (f) Maximum Residual Disinfectant Level Goal (MRDGL)
- (g) 90th percentile from the most recent sampling at selected customer taps.

### ABBREVIATIONS

- pCi/l picoCuries per liter
- NTU nephelometric turbidity units
- umhos/cm micromhos per centimeter
- ND constituent not detected at the reporting limit
- mg/l milligrams per liter or parts per million
- ug/l micrograms per liter or parts per billion

# DEFINITIONS & ABBREVIATIONS

## MAXIMUM CONTAMINANT LEVEL (MCL):

The highest level of a contaminant that is allowed in drinking water. Primary MCLs are set as close to the PHGs (or MCLGs) as is economically and technologically feasible. Secondary MCLs are set to protect the odor, taste, and appearance of drinking water.

## MAXIMUM CONTAMINANT LEVEL GOAL (MCLG):

The level of a contaminant in drinking water below which there is no known or expected risk to health. MCLGs are set by the U.S. Environmental Protection Agency.

## MAXIMUM RESIDUAL DISINFECTANT LEVEL (MRDL):

The level of a disinfectant added for water treatment that may not be exceeded at the consumer's tap.

## MAXIMUM RESIDUAL DISINFECTANT LEVEL GOAL (MRDLG):

The level of a disinfectant added for water treatment below which there is no known or expected risk to health. MRDLGs are set by the U.S. Environmental Protection Agency.

## PUBLIC HEALTH GOAL (PHG):

The level of a contaminant in drinking water below which there is no known or expected risk to health. PHGs are set by the California Environmental Protection Agency.

## TREATMENT TECHNIQUE (TT):


A required process intended to reduce the level of a contaminant in drinking water.

## REGULATORY ACTION LEVEL (A.L.):

The concentration of a contaminant which, if exceeded, triggers treatment or other requirements which a water system must follow.

## PRIMARY DRINKING WATER STANDARD (PDWS):

MCLs and MRDLs for contaminants that affect health along with their monitoring and reporting requirements, and water treatment requirements.



# FREQUENTLY ASKED QUESTIONS

## WHERE DOES MY TAP WATER COME FROM AND IS IT SAFE TO DRINK?

All water delivered to Pico Water District customers comes from groundwater wells drilled in our service area. The quality of groundwater delivered to your home is presented in this report. This Water Quality Report reflects that the Pico Water District water is safe to drink and meets all federal and state requirements for drinking water.

## WHAT ARE DRINKING WATER STANDARDS?

The U.S. Environmental Protection Agency (U.S. EPA) limits the amount of certain substances allowed in tap water. In California, the State Water Resources Control Board's Division of Drinking Water regulates tap water quality by enforcing limits that are at least as stringent as the U.S. EPA. Historically, California limits are more stringent than the U.S. EPA's.

There are two types of these limits, known as standards. Primary standards protect you from substances that could potentially affect your health. Secondary standards regulate substances that affect the aesthetic qualities of water. Regulations set a Maximum Contaminant Level (MCL) for each of the primary and secondary standards. The MCL is the highest level of a substance that is allowed in your drinking water. Public Health Goals (PHGs) are set by the California Environmental Protection Agency. PHGs provide more information on the quality of drinking water to customers, and are similar to their federal counterparts, Maximum Contaminant Level Goals (MCLGs). PHGs and MCLGs are advisory levels that are non-enforceable. Both PHGs and MCLGs are concentrations of a substance below which there are no known or expected health risks.

## HOW IS MY DRINKING WATER TESTED?

Your drinking water is tested regularly for unsafe levels of chemicals, radioactivity and bacteria at the source and in the distribution system. We test weekly, monthly, quarterly, annually or as needed depending on the substance being tested.


## WHAT AFFECTS THE QUALITY OF WATER?


The sources of drinking water include rivers, lakes, streams, ponds, reservoirs, springs and wells. As water travels over the surface of the land or through the ground, it dissolves naturally occurring minerals and, in some cases, radioactive material, and can pick up substances resulting from the presence of animals or from human activity.


## A TRUSTED WAY TO PAY

### Looking for a way to simplify your life? Save a stamp and use Xpress Bill Pay instead!

The electronic bill pay system provides customers with convenient options to make payments securely and efficiently. There are multiple payment methods available through Xpress Bill Pay, including:

 **ONLINE PAYMENT:** Customers can visit the PWD website and access the Xpress Bill Pay service to make one-time payments. This method allows you to log in to your account, enter the necessary payment details, and submit your payment electronically.

 **PHONE PAYMENT:** Xpress Bill Pay enables customers to make payments over the phone. You can follow the automated instructions to provide your payment information and complete the transaction by calling the designated phone number.

 **XPRESS BILL PAY APP:** PWD has introduced the Xpress Bill Pay App, which allows customers to conveniently pay bills using their mobile devices. You can securely make payments and manage your billing preferences by downloading the app.

 **In addition to one-time payments,** Xpress Bill Pay offers the option to set up autopay. This feature allows you to authorize PWD to automatically deduct the bill amount from your preferred payment method on a recurring basis. By setting up autopay, you can ensure timely payments.

Xpress Bill Pay provides a trusted and comprehensive payment solution for PWD customers, offering flexibility and convenience to meet individual preferences.



## LET'S GET SOCIAL

**Keeping in touch with Pico Water District is easier than ever!** The District expanded its social media presence to actively engage with customers on Facebook, Instagram and Twitter. By joining these platforms, PWD aims to strengthen its customer connection and provide a more interactive experience.

If you haven't already, we encourage you to follow PWD on all three social media sites to get news, announcements and valuable information, such as water conservation tips, maintenance schedules, community events and more. It's a great way to stay informed and be a part of the PWD community.



**Facebook**  
@picowaterdistrict



**Instagram**  
@picowaterdistrict



**Twitter**  
@picowaterdistr

