

# APPENDIX G: CCR Certification Form (Suggested Format)

## Consumer Confidence Report Certification Form (to be submitted with a copy of the CCR)

(To certify electronic delivery of the CCR, use the certification form on the State Board's website at [http://www.swrcb.ca.gov/drinking\\_water/certlic/drinkingwater/CCR.shtml](http://www.swrcb.ca.gov/drinking_water/certlic/drinkingwater/CCR.shtml))

Water System Name: \_\_\_\_\_

Water System Number: \_\_\_\_\_

The water system named above hereby certifies that its Consumer Confidence Report was distributed on \_\_\_\_\_ (date) to customers (and appropriate notices of availability have been given). Further, the system certifies that the information contained in the report is correct and consistent with the compliance monitoring data previously submitted to the State Water Resources Control Board, Division of Drinking Water.

Certified by: Name: \_\_\_\_\_  
Signature: Hege Collier  
Title: \_\_\_\_\_  
Phone Number: (     ) \_\_\_\_\_ Date: \_\_\_\_\_

*To summarize report delivery used and good-faith efforts taken, please complete the below by checking all items that apply and fill-in where appropriate:*

- CCR was distributed by mail or other direct delivery methods. Specify other direct delivery methods used: \_\_\_\_\_
- "Good faith" efforts were used to reach non-bill paying consumers. Those efforts included the following methods:
- Posting the CCR on the Internet at [www.\\_\\_\\_\\_\\_](http://www._____)
  - Mailing the CCR to postal patrons within the service area (attach zip codes used)
  - Advertising the availability of the CCR in news media (attach copy of press release)
  - Publication of the CCR in a local newspaper of general circulation (attach a copy of the published notice, including name of newspaper and date published)
  - Posted the CCR in public places (attach a list of locations)
  - Delivery of multiple copies of CCR to single-billed addresses serving several persons, such as apartments, businesses, and schools
  - Delivery to community organizations (attach a list of organizations)
  - Other (attach a list of other methods used)
- For systems serving at least 100,000 persons: Posted CCR on a publicly-accessible internet site at the following address: [www.\\_\\_\\_\\_\\_](http://www._____)
- For investor-owned utilities: Delivered the CCR to the California Public Utilities Commission

*This form is provided as a convenience for use to meet the certification requirement of the California Code of Regulations, section 64483(c).*

# Consumer Confidence Report Certification Form

(To be submitted with a copy of the CCR)

Water System Name: \_\_\_\_\_

Water System Number: \_\_\_\_\_

The water system named above hereby certifies that its Consumer Confidence Report was distributed on \_\_\_\_\_ (date) to customers (and appropriate notices of availability have been given). Further, the system certifies that the information contained in the report is correct and consistent with the compliance monitoring data previously submitted to the State Water Resources Control Board, Division of Drinking Water (DDW).

Certified by: Name: \_\_\_\_\_

Signature: \_\_\_\_\_

Title: \_\_\_\_\_

Phone Number: ( ) \_\_\_\_\_ Date: \_\_\_\_\_

---

*To summarize report delivery used and good-faith efforts taken, please complete this page by checking all items that apply and fill-in where appropriate:*

- CCR was distributed by mail or other direct delivery methods (attach description of other direct delivery methods used).
- CCR was distributed using electronic delivery methods described in the Guidance for Electronic Delivery of the Consumer Confidence Report (water systems utilizing electronic delivery methods must complete the second page).
- "Good faith" efforts were used to reach non-bill paying consumers. Those efforts included the following methods:
  - Posting the CCR at the following URL: www. \_\_\_\_\_
  - Mailing the CCR to postal patrons within the service area (attach zip codes used)
  - Advertising the availability of the CCR in news media (attach copy of press release)
  - Publication of the CCR in a local newspaper of general circulation (attach a copy of the published notice, including name of newspaper and date published)
  - Posted the CCR in public places (attach a list of locations)
  - Delivery of multiple copies of CCR to single-billed addresses serving several persons, such as apartments, businesses, and schools
  - Delivery to community organizations (attach a list of organizations)
  - Publication of the CCR in the electronic city newsletter or electronic community newsletter or listserv (attach a copy of the article or notice)
  - Electronic announcement of CCR availability via social media outlets (attach list of social media outlets utilized)
  - Other (attach a list of other methods used)
- For systems serving at least 100,000 persons:* Posted CCR on a publicly-accessible internet site at the following URL: www. \_\_\_\_\_
- For privately-owned utilities:* Delivered the CCR to the California Public Utilities Commission

## Consumer Confidence Report Electronic Delivery Certification

---

*Water systems utilizing electronic distribution methods for CCR delivery must complete this page by checking all items that apply and fill-in where appropriate.*

- Water system mailed a notification that the CCR is available and provides a direct URL to the CCR on a publicly available website where it can be viewed (attach a copy of the mailed CCR notification). URL: www.\_\_\_\_\_
- Water system emailed a notification that the CCR is available and provides a direct URL to the CCR on a publicly available site on the Internet where it can be viewed (attach a copy of the emailed CCR notification). URL: www.\_\_\_\_\_
- Water system emailed the CCR as an electronic file email attachment.
- Water system emailed the CCR text and tables inserted or embedded into the body of an email, not as an attachment (attach a copy of the emailed CCR).
- Requires prior DDW review and approval.* Water system utilized other electronic delivery method that meets the direct delivery requirement.

*Provide a brief description of the water system's electronic delivery procedures and include how the water system ensures delivery to customers unable to receive electronic delivery.*

---

---

---

---

---

---

---

---

---

---

---

---

---

---

---

---

---

---

---


---

---


---

*This form is provided as a convenience and may be used to meet the certification requirement of section 64483(c), California Code of Regulations.*


**LYNWOOD SPOTLIGHT**



Get Text Updates About Lynwood



National Night Out - Tuesday, August 6



Consumer Confidence Report Now Available

[See all Spotlight Articles](#)

**FOR YOUR INFORMATION**

Lynwood City Council Notice of Public Hearing - July 16, 2019

Lynwood Planning Commission Notice of Public Hearing - July 9, 2019



### Keep Lynwood Streets and Alleys Clean and Clear of Garbage Containers

- AGENDAS
- BIDS & RFPS
- BUSINESS LICENSE
- CANNABIS BUSINESS APPLICATION
- ELECTIONS & VOTING
- EMPLOYMENT
- PARKING CITATION
- PAY MY UTILITY BILL
- SENIOR CENTER

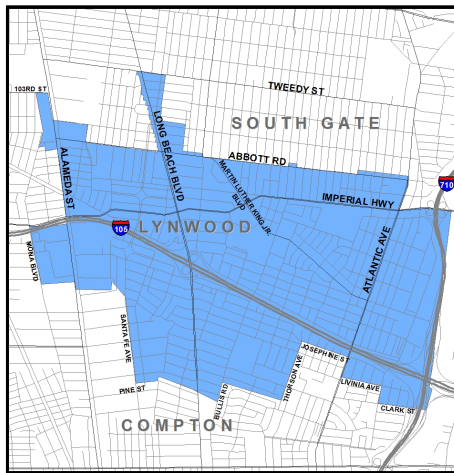
**WHAT'S NEW IN LYNWOOD**



# CITY OF LYNWOOD

## 2018 CONSUMER CONFIDENCE REPORT

Since 1991, California water utilities have been providing information on water served to its consumers. This report is a snapshot of the tap water quality that we provided last year. Included are details about where your water comes from, how it is tested, what is in it, and how it compares with state and federal limits. We strive to keep you informed about the quality of your water, and to provide a reliable and economic supply that meets all regulatory requirements.



### **Where Does My Tap Water Come From?**

Your tap water comes from 2 sources: groundwater and surface water. We pump groundwater from local, deep wells. We also use Metropolitan

Water District of Southern California's (MWD) surface water from both the Colorado River and the State Water Project in northern California. These water sources supply our service area shown on the adjacent map. The quality of groundwater delivered to your home is presented in this report.

### **How is My Drinking Water Tested?**

Your drinking water is tested regularly for unsafe levels of chemicals, radioactivity and bacteria at the source and in the distribution system. We test weekly, monthly, quarterly, annually or less often depending on the substance. State and federal laws allow us to test some substances less than once per year because their levels do not change frequently. All water quality tests are conducted by specially trained technicians in state-certified laboratories.

### **What Are Drinking Water Standards?**

The Federal Environmental Protection Agency (EPA) limits the amount of certain substances allowed in tap water. In California, the State Water Resources Control Board (State Board) regulates tap water quality by enforcing limits that are at least as stringent as the USEPA's. Historically, California limits are more stringent than the Federal ones.

There are two types of these limits, known as standards. Primary standards protect you from substances that could potentially affect your health. Secondary standards regulate substances that affect the aesthetic qualities of water. Regulations set a Maximum Contaminant Level (MCL) for each of the primary and secondary standards. The MCL is the highest level of a substance that is allowed in your drinking water.

Public Health Goals (PHGs) are set by the California Environmental Protection Agency. PHGs provide more information on the quality of drinking water to customers, and are similar to their federal counterparts, Maximum Contaminant Level Goals (MCLGs). PHGs and MCLGs are advisory levels that are nonenforceable. Both PHGs and MCLGs are concentrations of a substance below which there are no known or expected health risks.

### **How Do I Read the Water Quality Table?**

Although we test for over 100 substances, regulations require us to report only those found in your water. The first column of the water quality table lists substances detected in your water. The next columns list the average concentration and range of concentrations found in your drinking water. Following are columns that list the MCL and PHG or MCLG, if appropriate. The last column describes the likely sources of these substances in drinking water.

To review the quality of your drinking water, compare the highest concentration and the MCL. Check for substances greater than the MCL. Exceedence of a primary MCL does not usually constitute an immediate health threat. Rather, it requires testing the source water more frequently for a short duration. If test results show that the water continues to exceed the MCL, the water must be treated to remove the substance, or the source must be removed from service.

### **Why Do I See So Much Coverage in the News About the Quality Of Tap Water?**

The sources of drinking water (both tap water and bottled water) include rivers, lakes, streams, ponds, reservoirs, springs and wells. As water travels over the surface of the land or through the ground, it dissolves naturally occurring minerals and, in some cases, radioactive material, and can pick up substances resulting from the presence of animals or from human activity.

Contaminants that may be present in source water include:

- Microbial contaminants, including viruses and bacteria, that may come from sewage treatment plants, septic systems, agricultural livestock operations, and wildlife;
- Inorganic contaminants, such as salts and metals, that can be naturally-occurring or result from urban storm water runoff, industrial or domestic wastewater discharges, oil and gas production, mining or farming;
- Pesticides and herbicides, which may come from a variety of sources such as agriculture, urban storm water runoff, and residential uses;
- Organic chemical contaminants, including synthetic and volatile organic chemicals, that are byproducts of industrial processes and petroleum production, and can also come from gas stations, urban storm water runoff, and septic systems;



- Radioactive contaminants, which can be naturally occurring or be the result of oil and gas production and mining activities.

In order to ensure that tap water is safe to drink, the USEPA and the State Water Resources Control Board (State Board) prescribe regulations that limit the amount of certain contaminants in water provided by public water systems. The State Board regulations also establish limits for contaminants in bottled water that must provide the same protection for public health.

Drinking water, including bottled water, may reasonably be expected to contain at least small amounts of some contaminants. The presence of contaminants does not necessarily indicate that water poses a health risk. More information about contaminants and potential health effects can be obtained by calling the Federal EPA's Safe Drinking Water Hotline (1-800-426-4791). You can also get more information on tap water by logging on to these helpful web sites:

- <http://www.epa.gov/dwstandardsregulations/2018-drinking-water-standards-and-advisory-tables> (USEPA's web site)
- [https://www.waterboards.ca.gov/drinking\\_water/certlic/drinkingwater/Chemicalcontaminants.html](https://www.waterboards.ca.gov/drinking_water/certlic/drinkingwater/Chemicalcontaminants.html) (State Board web site)

**Lead:** If present, elevated levels of lead can cause serious health problem, especially for pregnant women and young children. Lead in drinking water is primarily from materials and components associated with services lines and home plumbing. The City of Lynwood is responsible for providing high quality drinking water, but cannot control the variety of materials used in plumbing components. When your water has been sitting for several hours, you can minimize the potential for lead exposure by flushing your tap for 30 seconds to 2 minutes before using water for drinking or cooking. If you are concerned about lead in your water, you may wish to have your water tested. Information on lead in drinking water, testing methods, and steps you can take to minimize exposure is available from the Safe Drinking Water Hotline or at <http://www.epa.gov/lead>.

### **Should I Take Additional Precautions?**

Some people may be more vulnerable to contaminants in drinking water than the general population. Immunocompromised persons such as persons with cancer undergoing chemotherapy, persons who have undergone organ transplants, people with HIV/AIDS or other immune system disorders, some elderly, and infants can be particularly at risk from infections. These people should seek advice about drinking water from their health care providers. The EPA/Centers for Disease Control guidelines on appropriate means to lessen the risk of infection of *Cryptosporidium* and other microbial contaminants are available from the Federal EPA's Safe Drinking Water Hotline (1-800-426-4791).

### **Source Water Assessment**

MWD completed an assessment of its Colorado River and State Water Project supplies in 2002. Colorado River supplies are considered most valuable to recreation, urban/storm water

runoff, increasing urbanization in the watershed, and wastewater. State Water Project supplies are considered most vulnerable to urban/storm water runoff, wildlife, agriculture, recreation and wastewater. A copy of the assessment can be obtained by contacting MWD at (213) 217- 6850.

The City of Lynwood completed its source water assessment in 2003. A copy of the approved assessment may be obtained by sending a written request to George Cambero, Utility Services Manager, Water Division at 11330 Bullis Road, Lynwood CA 90262 or email [gcambero@lynwood.ca.us](mailto:gcambero@lynwood.ca.us).

### **How Can I Participate in Decisions On Water Issues That Affect Me?**

The public is welcome to attend City Council meetings located at Lynwood City Hall, 11330 Bullis Road, Lynwood, CA 90262. Meetings are held on the 1<sup>st</sup> and 3<sup>rd</sup> Tuesday of each month at 6:00 pm.

### **How Do I Contact My Water Agency If I Have Any Questions About Water Quality?**

If you have specific questions about your tap water quality, please contact George Cambero at (310) 603-0220.

### **Some Helpful Water Conservation Tips**

- Fix leaky faucets in your home – save up to 20 gallons every day for every leak stopped
- Save between 15 and 50 gallons each time by only washing full loads of laundry
- Adjust your sprinklers so that water lands on your lawn/garden, not the sidewalk/driveway – save 500 gallons per month
- Use organic mulch around plants to reduce evaporation – save hundreds of gallons a year
- Visit <http://www.epa.gov/watersense> for more information.

### **IMPORTANT INFORMATION ABOUT YOUR DRINKING WATER**

We are required to monitor your drinking water for specific contaminants on a regular basis. Results of regular monitoring are an indicator of whether or not your drinking water meets health standards. During February and March 2018, we did not monitor Well 11 for trichloroethylene, and therefore, cannot be sure of the quality of your drinking water during that time.

Visit us at [www.lynwood.ca.us](http://www.lynwood.ca.us)

# CITY OF LYNWOOD 2018 CONSUMER CONFIDENCE REPORT

Results are from the most recent testing performed in accordance with state and federal drinking water regulations  
Results are from the most recent testing performed in accordance with state and federal drinking water regulations. The State allows the Water Company to monitor for some contaminants less than once per year because the concentrations of these contaminants do not change frequently.  
Some of the data, though representative, are more than one year old.

PRIMARY STANDARDS MONITORED AT THE SOURCE - MANDATED FOR PUBLIC HEALTH						
ORGANIC CHEMICALS	GROUNDWATER		MWD'S SURFACE WATER		PRIMARY MCL	PHG or (MCLG)
	AVERAGE	RANGE	AVERAGE	RANGE		
1,1-Dichloroethylene (ug/l)	0.1	ND - 0.6	ND	ND	6	10
Tetrachloroethylene (ug/l)	2.5	ND - 5.9	ND	ND	5	0.06 (a)
Trichloroethylene (ug/l)	1.2	ND - 6.9	ND	ND	5	1.7 (a)
<b>INORGANICS</b> Sampled from 2016 to 2018 (b)						
Aluminum (mg/l)	ND	ND	0.06	ND - 0.11	1	0.6 (a)
Arsenic (ug/l)	3.2	2.0 - 5.0 (c)	ND	ND	10	0.004 (a)
Barium (mg/l)	0.12	0.10 - 0.14	0.06	ND - 0.12	1	2 (a)
Fluoride (mg/l) (k)	0.34	0.27 - 0.40	0.70	0.4 - 0.9	2.0	1 (a)
Nitrate (mg/l as N)	1.5	0.78 - 2.4	0.25	ND - 0.5	10	10 (a)
<b>RADIOLOGICAL - (pCi/l)</b> (Sampled from 2016 to 2018) (b)						
Gross Alpha (d)	3	ND - 4.3	ND	ND - 3.0	15 (e)	0
Gross Beta	NA	NA	ND	ND	50 (e)	0
Radium 226	ND	ND	ND	ND - 1.0	5 (l)	0.05
Radium 228	0.03	ND - 0.15	ND	ND	0.019	0.019
Uranium	3.1	1.5 - 4.7	ND	ND - 1.0	20 (e)	0.5 (a)

PRIMARY STANDARDS MONITORED IN THE DISTRIBUTION SYSTEM - MANDATED FOR PUBLIC HEALTH						
MICROBIALS	DISTRIBUTION SYSTEM		PRIMARY MCL	PHG or (MCLG)	MAJOR SOURCES IN DRINKING WATER	
	AVERAGE	RANGE				
Total Coliform Bacteria	0.00%	0%	5%	0%	Discharge from industrial chemical factories.	
Fecal Coliform and E.Coli Bacteria	0%	0%	0%	0%	Discharge from factories, dry cleaners, and auto shops (metal degreaser). Some people who use water containing tetrachloroethylene in excess of the MCL over many years may experience live problems, and may have an increased risk of getting cancer.	
No. of Acute Violations	0	0	-	-	Discharge from factories, dry cleaners, and auto shops (metal degreaser)	
<b>DISINFECTION BY-PRODUCTS AND DISINFECTION RESIDUALS (f)</b>						
		DISTRIBUTION SYSTEM		PRIMARY MCL	PHG or (MCLG)	
		AVERAGE	RANGE			
Trihalomethanes-TTHMS (ug/l)		9.6	ND - 11	80	-	By-product of drinking water chlorination
Haloacetic Acids (ug/l)		1.1	ND - 3.1	60	-	By-product of drinking water disinfection
Total Chlorine Residual (mg/l)		1.4	0.4 - 3.0	4.0 (g)	4.0 (h)	Drinking water disinfectant added for treatment
<b>AT THE TAP</b>						
		DISTRIBUTION SYSTEM		PRIMARY MCL	PHG or (MCLG)	
		90%ile	# OF SITES ABOVE THE AL			
38 sites sampled in 2018		0.31 (i)	0	1.3 AL	0.17 (a)	Internal corrosion of household plumbing, erosion of natural deposits
Copper (mg/l)		ND (i)	0	15 AL	2 (a)	Internal corrosion of household plumbing, industrial manufacturer discharges
Lead (ug/l)		ND (i)	0	15 AL	2 (a)	Internal corrosion of household plumbing, industrial manufacturer discharges

## SECONDARY STANDARDS MONITORED AT THE SOURCE-FOR AESTHETIC PURPOSES

Sampled from 2016 to 2018	GROUNDWATER		MWD'S SURFACE WATER		SECONDARY	PHG or
	AVERAGE	RANGE	AVERAGE	RANGE	MCL	(MCLG)
Aggressiveness Index (corrosivity)	12.3	12.2 - 12.4	12.2	12.0 - 12.5	Non-corrosive	-
Aluminum (µg/l) (l)	ND	ND	53	ND - 220	200	600 (a)
Chloride (mg/l)	41.8	30 - 49	76	54 - 97	500	-
Color (color units)	ND	ND	ND	ND - 1.0	15	-
Iron (ug/l)	33.5	ND - 230	ND	ND	300	-
Manganese (µg/l)	15.7	ND - 48	ND	ND	50	-
Specific Conductance (uS/cm)	668	600 - 730	695	428 - 1010	1,600	-
Odor (threshold odor number)	1	1	2.5	1.0 - 4.0	3	-
Sulfate (mg/l)	91.4	74 - 100	128.5	43 - 236	500	-
Total Dissolved Solids (mg/l)	416	360 - 460	419	239 - 639	1,000	-
Turbidity (NTU)	ND	ND	ND	ND	5	-

## SECONDARY STANDARDS MONITORED IN THE DISTRIBUTION SYSTEM-FOR AESTHETIC PURPOSES

GENERAL	DISTRIBUTION SYSTEM		SECONDARY	PHG or
	AVERAGE	RANGE	MCL	(MCLG)
PHYSICAL CONSTITUENTS				
Color (color units)	3	<3.0 - 10	15	-
Odor (threshold odor number)	1	1.0 - 2.0	3	-
Turbidity (NTU)	0.19	<0.1 - 1.2	TT	-

## ADDITIONAL CHEMICALS OF INTEREST

Sampled from 2016 to 2018	GROUNDWATER		MWD'S SURFACE WATER	
	AVERAGE	RANGE	AVERAGE	RANGE
Alkalinity (mg/l)	187	170 - 200	92	68 - 117
Boron (µg/l)	NA	NA	135	130 - 140
Calcium (mg/l)	73.3	63 - 85	41.5	19 - 69
1,4-Dioxane (ug/l) (m)	2.2	1.3 - 3.2	NA	NA
Chlorate (ug/l)	NA	NA	49.5	26 - 60
Magnesium (mg/l)	14.9	9.8 - 17.5	16.9	9.5 - 26
N-Nitrosodimethylamine (ng/l)	NA	NA	1.1	ND - 0.003
pH (standard unit)	8.0	7.6 - 7.9	8.3	8.1 - 8.5
Potassium (mg/l)	3.1	2.6 - 3.3	3.4	2.4 - 5.0
Sodium (mg/l)	41.2	38 - 44	72	45 - 103
Total Hardness (mg/l)	245.2	200 - 280	171.5	84 - 274
Total Organic Carbon (mg/l)	NA	NA	2.5	2.0 - 2.8
Vandium (ug/l)	NA	NA	3.7	ND - 7.4

## ABBREVIATIONS

< = less than	NA = constituent not analyzed	SI = saturation index
pCi/l = picoCuries per liter (a measure of radiation)	uS/cm = microSiemens per centimeter	
ND = constituent not detected at the reporting limit	NTU = nephelometric turbidity units	
mg/l = milligrams per liter or parts per million (equivalent to 1 drop in 42 gallons)		
µg/l = micrograms per liter or parts per billion (equivalent to 1 drop in 42,000 gallons)		
ng/l = nanograms per liter or parts per trillion (equivalent to 1 drop in 42,000,000 gallons)		

## DEFINITIONS

**Maximum Contaminant Level (MCL):** The highest level of a contaminant that is allowed in drinking water. Primary MCLs are set as close to the PHGs (or MCLGs) as is economically and technologically feasible. Secondary MCLs are set to protect the odor, taste, and appearance of drinking water.

**Maximum Contaminant Level Goal (MCLG):** The level of a contaminant in drinking water below which there is no known or expected risk to health. MCLGs are set by the U.S. Environmental Protection Agency (USEPA).

**Maximum Residual Disinfectant Level (MRDL):** The highest level of a disinfectant allowed in drinking water. There is convincing evidence that addition of a disinfectant is necessary for control of microbial contaminants.

**Maximum Residual Disinfectant Level Goal (MRDLG):** The level of a drinking water disinfectant below which there is no known or expected risk to health. MRDLGs do not reflect the benefits of the use of disinfectants to control microbial contaminants.

**Notification Level:** The level at which notification of the public water system governing body is required. A health-based advisory level for an unregulated contaminant.

**Public Health Goal (PHG):** The level of a contaminant in drinking water below which there is no known or expected risk to health. PHGs are set by the California Environmental Protection Agency.

**Treatment Technique (TT):** A required process intended to reduce the level of a contaminant in drinking water.

**Regulatory Action Level (AL):** The concentration of a contaminant which, if exceeded, triggers treatment or other requirements that a water system must follow.

**Primary Drinking Water Standard (PDWS):** MCLs and MRDLs for contaminants that affect health along with their monitoring and reporting requirements, and water treatment requirements.

**Secondary Drinking Water Standards (SDWS):** MCLs and MRDLs for contaminants that affect taste, odor, or appearance of the drinking water. Contaminants with SDWS do not affect the health at the MCL levels.

**Variations and Exemptions:** Department permission to exceed an MCL or not comply with a treatment technique under certain conditions.

## FOOTNOTES

(a) California Public Health Goal (PHG). Other advisory levels listed in this column are federal Maximum Contaminant Level Goals (MCLGs).

(b) Indicates dates sampled for groundwater sources only.

(c) While your drinking water meets the current standard for arsenic, it does contain low levels of arsenic. The standard balances the current understanding of arsenic's possible health effects against the costs of removing arsenic from drinking water. The State Water Resources Control Board continues to research the health effects of low levels of arsenic, which is a mineral known to cause cancer in humans at high concentrations and is linked to other health effects such as skin damage and circulatory problems.

(d) Gross alpha standard also includes Radium-226 standard.

(e) MCL compliance based on 4 consecutive quarters of sampling.

(f) Running annual average used to calculate average, range, and MCL compliance.

(g) Maximum Residual Disinfectant Level (MRDL)

(h) Maximum Residual Disinfectant Level Goal (MRDLG)

(i) 90th percentile from the most recent sampling at selected customer taps.

(j) Aluminum has primary and secondary standards

(k) Starting June 1, 2015, the fluoride levels at the treatment plants were adjusted to achieve an optimal fluoride level of 0.7 ppm and a control range of 0.6 ppm to 1.2 ppm to comply with the existing State's Water Fluoridation Standards. Metropolitan was in compliance with all provisions of the State's Fluoridation System Requirements.

(l) Combined Radium 226 + Radium 228 has a Maximum Contaminant Level (MCL) of 5 pCi/L.

(m) The Notification Level of 1 ug/l for 1,4-Dioxane was exceeded in several wells in 2018. Some people who use water containing 1,4-dioxane in excess of the Notification Level over many years may experience liver or kidney problems and may have an increased risk of getting cancer, based on studies in laboratory animals.



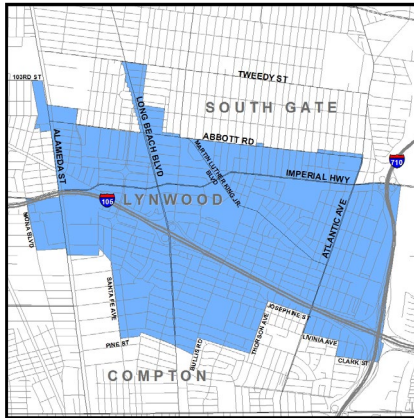
## UNREGULATED CONTAMINANT MONITORING REGULATION (UCMR-4)

**IMPORTANT INFORMATION ABOUT YOUR DRINKING WATER** - The Safe Drinking Water Act requires the Environmental Protection Agency (EPA) to identify unregulated contaminants for potential regulations. Every five years, EPA identifies a list of unregulated contaminants to be monitored for by the nation's water utilities over a three year period. The purpose of monitoring for these contaminants is to help EPA decide whether the contaminants should have a standard. This will occur in 2018-2020 with the fourth UCMR (UCMR-4). [In 2018, the City of Lynwood began monitoring for a total of 30 chemical contaminants from its wells along with a corresponding sampling from the distribution system reflecting water from each well and no detections were found.](#) Once EPA has obtained this occurrence data nationally, they are required to determine if there is a meaningful opportunity for increased health protection of drinking water by regulating these contaminants. The findings from this monitoring will be reported in Consumer Confidence Report through 2020.

# CIUDAD DE LYNWOOD

## INFORME DE CONFIANZA DE CONSUMIDOR de 2018

Desde 1991, las agencias proveedoras de recursos hidráulicos de California han emitido información sobre el agua que se provee al consumidor. Este informe es una copia del informe sobre la calidad del agua potable que le proveímos el año pasado. Incluimos detalles sobre el origen del agua que toma, cómo se analiza, que contiene, y cómo se compara con los límites estatales y federales. Nos esforzamos por mantenerle informado sobre la calidad de su agua, y proveerle un abastecimiento confiable y económico que cumpla con todos los requisitos.



### **¿De Dónde Proviene el Agua que Tomo?**

Su agua de la llave proviene de 2 fuentes: de las aguas naturales (subterránea) y de aguas superficiales (de los ríos). Bombeamos aguas naturales de profundos pozos locales. También usamos agua superficial de la

agencia Metropolitan Water District del Sur de California (MWD) importada del Río Colorado y del proyecto State Water Project del Norte de California. Estas dos fuentes de agua nos abastecen en las áreas de servicio que se muestran en el mapa adjunto. Este reporte informa sobre la calidad de nuestra agua subterránea y el abastecimiento del agua superficial del MWD.

### **¿Cómo Se Analiza Mi Agua Potable?**

El agua que toma se analiza regularmente para asegurarnos de que no halla niveles altos de sustancias químicas, de radioactividad o de bacteria en el sistema de distribución y en las tomas de servicios. Estos análisis se llevan a cabo semanal, mensual, trimestral, y anualmente, o con más frecuencia, dependiendo de la sustancia analizada. Bajo las leyes estatales y federales, se nos permite analizar algunas sustancias menos frecuentemente que los periodos anuales porque los resultados no cambian.

### **¿Cuales Son Los Estándares del Agua Potable?**

La Agencia federal de Protección al Medio Ambiente (USEPA) impone los límites de las cantidades de ciertos contaminantes en el agua potable. En California, la Junta de Control de Recursos Hídricos del Estado (State Board) regula la calidad del agua de beber siguiendo normas que sean al menos tan estrictas como las normas USEPA'S. Historicamente, los estándares de California han sido más estrictos que los federales.

Hay dos tipos de límites conocidos como estándares. Los estándares primarios lo protegen de sustancias que potencialmente podrían afectar su salud. Las normas establecen los Niveles Contaminantes Máximos (MCL, en inglés) que se permite del contaminante primario o secundario en el agua de beber. Los abastecedores de agua deben asegurarse de que la calidad de esta cumpla con los Niveles Contaminantes Máximos (o MCLs, en inglés). No todas las

sustancias tienen un Nivel Contaminante Máximo. El plomo y el cobre, por ejemplo, son regulados, por cierto nivel de acción. Si cualquier sustancia química sobrepasa el nivel de acción, se dará la necesidad de un proceso de tratamiento para rebajar los niveles en el agua de beber. Los abastecedores de agua deben cumplir con los Niveles Contaminantes Máximos para asegurar la calidad del agua.

Las Metas para la Salud Pública (MSP [o PHGs, en inglés]) son establecidas por la agencia estatal de California-EPA. Las PHGs proveen más información con respecto a la calidad del agua, y son similares a los reglamentos federales nombrados Metas para Los Niveles de Contaminante *Maximos* (MNCM [o MCLGs, en inglés]). Las PHGs y MCLGs son metas a nivel recomendable. Las PHG y MCLG son ambas definidas como los niveles de contaminantes en el agua potable por debajo de los niveles donde no se esperan riesgos a la salud y no enforzables. Ambos niveles PHG y MCLG son concentraciones de una sustancia en las que no hay riesgos a la salud aún conocidos.

### **¿Cómo Interpreto Mi Informe de Calidad del Agua?**

Aunque analizamos más de 100 sustancias, las normas nos requieren que reportemos solo aquellas que se encuentran en el agua. La primera columna en la tabla de la calidad de agua muestra la lista de las sustancias detectadas en el agua. La siguiente columna muestra la lista de la concentración promedio y el rango de concentraciones que se hallan encontrado en el agua que usted toma. En seguida están las listas de el MCL, el PHG y el MCLG, si estos son apropiados. La última columna describe las probables fuentes u origen de las sustancias detectadas en el agua potable.

Para revisar la calidad de su agua de beber, compare los valores por encima del promedio, mínimos y máximos y el Nivel Contaminante Máximo. Revise todos los químicos que se encuentran por encima del Nivel Contaminante Máximo. Si los químicos sobrepasan el Nivel Contaminante Máximo no significa que sea detrimental a la salud de inmediato. Más bien, se requiere que se realicen análisis más frecuentemente en el abastecimiento del agua por un corto período. Si los resultados muestran sobrepasar el MCL, el agua debe ser tratada para remover esa sustancia, o el abastecimiento de esta debe decomisionarse.

### **¿Por Qué Hay Tanta Publicidad Sobre La Calidad Del Agua Potable?**

Las fuentes del agua potable (de ambas agua de la llave y agua embotellada) incluye ríos, lagos, arroyos, lagunas, embalses, manantiales, y pozos. Al pasar el agua por la superficie de los suelos o por la tierra, se disuelven minerales que ocurren al natural, y en algunas ocasiones, material radioactivo, al igual que pueden levantar sustancias generadas por la presencia de animales o por actividades humanas.

Entre los contaminantes que pueden existir en las fuentes de agua se incluyen:

- Contaminantes microbiales como los virus y la bacteria, los que pueden venir de las plantas de tratamiento de aguas negras, de los sistemas sépticos, de las operaciones de ganadería, y de la vida salvaje;

- Contaminantes inorgánicos, como las sales y los metales, los cuales pueden ocurrir naturalmente o como resultado del desagüe pluvial, industrial, o de alcantarillado, producción de gas natural y petróleo, minas y agricultura.
- Pesticidas y herbicidas, los cuales pueden venir de varias fuentes tales como la agricultura, del desagüe pluvial, y de usos residenciales;
- Contaminantes de otras sustancias químicas orgánicas, incluyendo químicos orgánicos volátiles y sintéticos que son productos de procesos industriales y de la producción de petróleo, y que pueden provenir de las estaciones de gasolina, desagües pluviales urbanos, y agricultura aplicación y de sistemas sépticos;
- Contaminantes radioactivos, los cuales pueden ocurrir naturalmente o que pueden ser resultados de las actividades de la producción de gas natural y minería.

Con el fin de garantizar que el agua del grifo es segura para beber, la USEPA y la Junta de Control de Recursos Hídricos del Estado (Consejo de Estado) prescriben regulaciones que limitan la cantidad de ciertos contaminantes en el agua suministrada por los sistemas públicos de agua. El Reglamento del Consejo de Estado también establecen límites de contaminantes en el agua embotellada que debe proporcionar la misma protección para la salud pública.

Toda el agua potable, incluyendo el agua embotellada, puede contener cantidades pequeñas de ciertos contaminantes. La presencia de contaminantes no necesariamente indica que haya algún riesgo de salud. Para más información acerca de contaminantes y riesgos a la salud favor de llamar a la USEPA encargada de proteger el agua potable al teléfono (1-800-426-4791). Usted puede obtener más información sobre el agua potable al conectarse al Internet en los siguientes domicilios:

- <http://www.epa.gov/dwstandardsregulations/2018-drinking-water-standards-and-advisory-tables> (página federal de la USEPA)
- [https://www.waterboards.ca.gov/drinking\\_water/certific/drinkingwater/Chemicalcontaminants.html](https://www.waterboards.ca.gov/drinking_water/certific/drinkingwater/Chemicalcontaminants.html) (sitio Web estatal)

**Plumo:** Si presente, los niveles elevados del plomo pueden causar el problema de salud serio, sobre todo para mujeres embarazadas y chiquitos. El plomo en el agua potable es principalmente de materiales y componentes asociados con líneas de servicios y a casa fontanería. La Ciudad de Lynwood es responsable de proporcionar el agua potable de alta calidad, pero no puede controlar la variedad de materiales usados en la fontanería de componentes. Cuando su echar agua ha estado sentándose durante varias horas, usted puede minimizar el potencial para la exposición de plomo limpiando con agua su grifo durante 30 segundos a 2 minutos antes de usar el echar agua para beber o cocinarse. Si usted está preocupado por el plomo en su echar agua, usted puede desear hacer probar su echar agua. La información en el plomo en el agua potable, probando métodos, y pasos que usted puede tomar para minimizar la exposición está disponible de la Línea directa de Agua Potable Segura o en <http://www.epa.gov/lead>.

#### **¿Debería Tomar Otras Precauciones?**

Algunas personas pueden ser más vulnerables a los contaminantes en el agua potable que el público en general. Las personas que tienen problemas inmunológicos, o sea esas personas que estén en tratamiento por medio de quimioterapia cancerosa; personas que tienen órganos transplantados, o

personas con SIDA o desordenes inmunológicos, personas de edad avanzada, y los bebés que son particularmente suseptibles a ciertas infecciones. Estas personas deben de consultar a sus proveedores de salud médica. Las guías de la USEPA/Centros de Control de Enfermedades aconsejan cómo disminuir los riesgos para prevenir la infección de Cryptosporidium y otros contaminantes microbiales están disponibles por teléfono de la USEPA encargada de proteger el agua potable al teléfono (1-800-426-4791).

#### **Valoración de su Abastecimiento de Agua**

El distrito Metropolitano de agua del Sur de California completo una valoración de su abastecimiento del Río Colorado y del Proyecto de Agua del Estado en el 2002. El abastecimiento del Río Colorado es considerado más vulnerable a la recreación, al agua que corre de la ciudad después de una tormenta, a la creciente urbanización en la cuenca, y aguas residuales. El Proyecto de abastecimiento de agua del Estado es considerado más vulnerable al agua que corre de la ciudad después de una tormenta, a la fauna, la agricultura, la recreación, y aguas residuales. Teléfono el distrito Metropolitano de agua del Sur de California para un copie de una valoración al (213) 217-6850.

La ciudad de Lynwood había completado su evaluación de agua de la fuente en el año 2003. Se puede obtener una copia de la evaluación aprobada enviando una solicitud por escrito a George Cambero, Gerente de Servicios Públicos, División de Agua en 11330 Bullis Road, Lynwood CA 90262 o envíe un correo electrónico a [gcambero@lynwood.ca.us](mailto:gcambero@lynwood.ca.us).

#### **¿Cómo Puedo Participar en las Decisiones Sobre Asuntos Acerca del Agua Que Me Puedan Afectar ?**

El público puede asistir a las juntas del Consejo Municipal el primer y el tercer martes de cada mes a las 6 p.m. al ayuntamiento.

#### **¿Cómo Me Pongo En Contacto Con Mi Agencia del Agua Si Tengo Preguntas Sobre La Calidad Del Agua?**

Si usted tiene preguntas específicas sobre la calidad del agua potable, por favor llame a George Cambero (310) 603-0220.

#### **Algunas Puntas de Conservación de Echar agua Provechosas**

- Arreglar los grifos que gotean en su hogar - excepto hasta 20 galones cada día por cada detenido de fugas
- Guardar entre 15 y 50 galones por cada vez que el lavado sólo cargas completas de ropa
- Ajuste sus regaderas de modo que el agua caiga en su césped / jardín, no la acera / calzada - excepto 500 galones por mes
- Utilice pajote orgánico alrededor de las plantas para reducir la evaporación - guardar cientos de galones por año
- Visite <http://www.epa.gov/watersense> para obtener más información.

#### **INFORMACIÓN IMPORTANTE SOBRE SU AGUA POTABLE**

Estamos obligados a controlar su agua potable para detectar contaminantes específicos de manera regular. Los resultados del monitoreo regular son un indicador de si su agua potable cumple o no con los estándares de salud. Durante febrero y marzo de 2018, no monitoreamos el pozo 11 en busca de tricloroetileno y, por lo tanto, no podemos estar seguros de la calidad de su agua potable durante ese tiempo.

## **IMPORTANT INFORMATION ABOUT YOUR DRINKING WATER**

Este informe contiene información muy importante sobre su agua potable.  
Tradúzcalo o hable con alguien que lo entienda bien.

### **The City of Lynwood's Well 11 Has Levels of Trichloroethylene Above the Drinking Water Standard**

Our water system recently exceeded a drinking water standard. Although this is not an emergency, as our customers, you have a right to know what you should do, what happened, and what we are doing to correct this situation.

We routinely monitor for the presence of drinking water contaminants. The running annual average of trichloroethylene (TCE) concentrations for water samples collected from Well 11 from the third quarter of 2017 to the second quarter of 2018 was 0.0055 mg/L. This is above the standard, or maximum contaminant level (MCL) of 0.005mg/L.

#### **What should I do?**

- **You do not need to use an alternative water supply**
- This is not an immediate risk. If it had been, you would have been notified immediately. However, some people who use water containing trichloroethylene in excess of the MCL over many years may experience liver problems and may have an increased risk of getting cancer.
- If you have other health issues concerning the consumption of this water, you may wish to consult your doctor.

#### **What happened? What is being done?**

Well #11 exceeded the MCL for TCE and was taken offline August 16<sup>th</sup>, 2018. This is one of 5 Wells in the City of Lynwood's water distribution system and represents about 7% of the water served. This is a contaminate that cannot be controlled with regards to the amount that is pulled from our groundwater supply. WRD (Water Replenishment District) is the contractor that oversees the water quality monitoring of the groundwater pumped by the City of Lynwood. WRD and the City is currently constructing a treatment facility at Well #11 to mitigate TCE from the source water supply. We anticipate completing the treatment facility by May of 2019. Until that time, Well #11 will remain off-line.

For more information, please contact George Cambero at 310-603-0220 ext. 804 or 11750 South Alameda, Lynwood 90262.

*Please share this information with all the other people who drink this water, especially those who may not have received this notice directly (for example, people in apartments,*



*nursing homes, schools, and businesses). You can do this by posting this public notice in a public place or distributing copies by hand or mail.*

### **Secondary Notification Requirements**

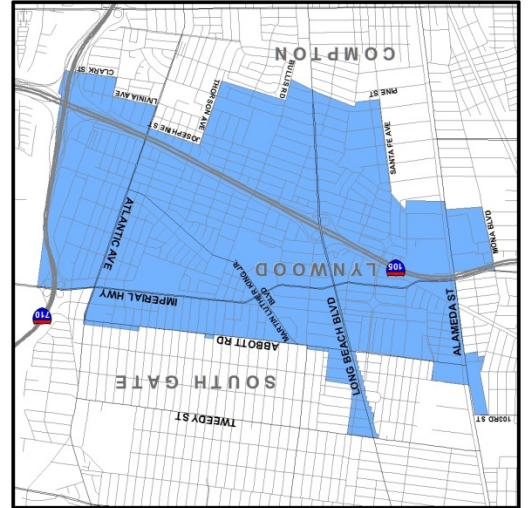
Upon receipt of notification from a person operating a public water system, the following notification must be given within 10 days [Health and Safety Code Section 116450(g)]:

- **SCHOOLS:** Must notify school employees, students, and parents (if the students are minors).
- **RESIDENTIAL RENTAL PROPERTY OWNERS OR MANAGERS** (including nursing homes and care facilities): Must notify tenants.
- **BUSINESS PROPERTY OWNERS, MANAGERS, OR OPERATORS:** Must notify employees of businesses located on the property.

This notice is being sent to you by the City of Lynwood in compliance with the California Domestic Water Quality and Monitoring Regulations as a means of keeping the public informed.

State Water System ID#: 1910079. Date distributed: 12-20-2018.

CITY OF LYNWOOD 2018 CONSUMER CONFIDENCE REPORT



Este informe contiene información muy importante sobre su agua potable. Tradúzcalo o hable con alguien que lo entienda bien. Para obtener una copia en Español, llame a (310) 603-0220 x 804

CITY OF LYNWOOD  
11330 BULLIS ROAD  
LYNWOOD, CA 90262