

Consumer Confidence Report Certification Form

(To be submitted with a copy of the CCR)

Water System Name:	Los Angeles Department of Water and Power (LADWP)
Water System Number:	1910067

The water system named above hereby certifies that its Consumer Confidence Report was distributed on July 1, 2025 (date) to customers (and appropriate notices of availability have been given). Further, the system certifies that the information contained in the report is correct and consistent with the compliance monitoring data previously submitted to the State Water Resources Control Board, Division of Drinking Water (DDW).

Certified by:

Name: John Kemmerer	Title: Manager, Regulatory Affairs and
Signature: <i>John Kemmerer</i>	Consumer Protection
Phone number: (213) 367-3307	Date: 8/28/2025

To summarize report delivery used and good-faith efforts taken, please complete this page by checking all items that apply and fill-in where appropriate:

- ☐ CCR was distributed by mail or other direct delivery methods (attach description of other direct delivery methods used).
- ☒ CCR was distributed using electronic delivery methods described in the Guidance for Electronic Delivery of the Consumer Confidence Report (water systems utilizing electronic delivery methods must complete the second page).
- ☒ "Good faith" efforts were used to reach non-bill paying consumers. Those efforts included the following methods:
 - ☒ Posting the CCR at the following URL: www.ladwp.com/waterqualityreport
 - ☐ Mailing the CCR to postal patrons within the service area (attach zip codes used)
 - ☐ Advertising the availability of the CCR in news media (attach copy of press release)
 - ☐ Publication of the CCR in a local newspaper of general circulation (attach a copy of the published notice, including name of newspaper and date published)
 - ☐ Posted the CCR in public places (attach a list of locations)
 - ☐ Delivery of multiple copies of CCR to single-billed addresses serving several persons, such as apartments, businesses, and schools
 - ☐ Delivery to community organizations (attach a list of organizations)

- ☒ Publication of the CCR in the electronic city newsletter or electronic community newsletter or listserv (attach a copy of the article or notice)
- ☒ Electronic announcement of CCR availability via social media outlets (attach list of social media outlets utilized)
- ☐ Other (attach a list of other methods used)
- ☒ *For systems serving at least 100,000 persons:* Posted CCR on a publicly-accessible internet site at the following URL: www.ladwp.com/waterqualityreport
- ☐ *For privately-owned utilities:* Delivered the CCR to the California Public Utilities Commission

Consumer Confidence Report Electronic Delivery Certification

Water systems utilizing electronic distribution methods for CCR delivery must complete this page by checking all items that apply and fill-in where appropriate.

- ☒ Water system mailed a notification that the CCR is available and provides a direct URL to the CCR on a publicly available website where it can be viewed (attach a copy of the mailed CCR notification). URL: www.ladwp.com/waterqualityreport
- ☒ Water system emailed a notification that the CCR is available and provides a direct URL to the CCR on a publicly available site on the Internet where it can be viewed (attach a copy of the emailed CCR notification).
URL: www.ladwp.com/waterqualityreport
- ☐ Water system emailed the CCR as an electronic file email attachment.
- ☐ Water system emailed the CCR text and tables inserted or embedded into the body of an email, not as an attachment (attach a copy of the emailed CCR).
- ☐ *Requires prior DDW review and approval.* Water system utilized other electronic delivery method that meets the direct delivery requirement.

Provide a brief description of the water system's electronic delivery procedures and include how the water system ensures delivery to customers unable to receive electronic delivery.

LADWP provided a bill insert (attached) to its customers starting on May 6, 2025, informing them that the CCR would be available on July 1, 2025.
On June 30, 2025, an email notification was sent to customers providing a link to the CCR and informing them that CCR was available for viewing and download on July 1, 2025 (see attached).
The CCR was available on the website on June 25, 2025, and the link was shared on various social media platforms (see attached).

This form is provided as a convenience and may be used to meet the certification requirement of section 64483(c) of the California Code of Regulations.

LADWP 2024 Drinking Water Quality Report (DWQR) Notifications

Customer Bill Notice

Began: May 6, 2025

Available July 1, 2025



2024
Drinking Water
Quality Report





Visit: ladwp.com/waterqualityreport
or scan the QR code
For printed copies call (213) 367-3182

Social Media




Platform: Instagram
Run: June 2025 and July 2025
Target: City of LA Residents

Jun 30, 2025	July 16, 2025	July 23, 2025	July 30, 2025
<div><div>LADWP @ladwps</div><div>Jun 30</div><div>LADWP's report card on water quality for the year 2024 is out now! The report highlights the ethics and data integrity of our personnel as they work...</div><div>Read more</div><div></div><div>What's in Your Tap Water? Find out in the 2024 Drinking Water Quality Report.</div><div>LADWP</div><div>Boost post</div><div>3 0 0</div></div>	<div><div>LADWP @ladwps</div><div>Jul 16</div><div>Integrity is the foundation of our water quality testing and treatment. That's why L.A. enjoys some of the highest quality drinking water in the...</div><div>Read more</div><div></div><div>What's in Your Tap Water? Find out in the 2024 Drinking Water Quality Report.</div><div>LADWP</div><div>Boost post</div><div>3 0 0</div><div>Write a comment...</div></div>	<div><div>LADWP @ladwps</div><div>Jul 23</div><div>There's a lot that goes into that cool, clean, refreshing drink of water. Read the 2024 LADWP Drinking Water Quality Report to learn about the...</div><div>Read more</div><div></div><div>What's in Your Tap Water? Find out in the 2024 Drinking Water Quality Report.</div><div>LADWP</div><div>Boost post</div><div>4 0 0</div></div>	<div><div>LADWP @ladwps</div><div>3 days ago</div><div>L.A. drinking water is some of the best in the nation thanks to stringent data integrity requirements for sampling, testing, and reporting. Our...</div><div>Read more</div><div></div><div>What's in Your Tap Water? Find out in the 2024 Drinking Water Quality Report.</div><div>LADWP</div><div>Boost post</div><div>4 0 0</div></div>

Platform: Facebook
 Run: June 2025 and July 2025
 Target: City of LA Residents

Jun 30, 2025	July 16, 2025	July 23, 2025	July 30, 2025
<p>Los Angeles Department of Water & Power Jun 30</p> <p>LADWP's report card on water quality for the year 2024 is out now! The report highlights the ethics and data integrity of our personnel as they work daily to ensure the highest possible drinking water quality for the city of L.A.</p> <p>www.ladwp.com/waterqualityreport Read less</p>  <p>Boost post</p> <p>3 2 0 0</p>	<p>Los Angeles Department of Water & Power Jul 16</p> <p>Integrity is the foundation of our water quality testing and treatment. That's why L.A. enjoys some of the highest quality drinking water in the nation. From state-of-the-art lab equipment to sampling, testing, and stringent data integrity requirements; it's all in the 2024 Drinking Water Quality Report. Out now!</p> <p>www.ladwp.com/waterqualityreport Read less</p>  <p>Boost post</p> <p>1 0 0 0</p>	<p>Los Angeles Department of Water & Power Jul 23</p> <p>There's a lot that goes into that cool, clean, refreshing drink of water. Read the 2024 LADWP Drinking Water Quality Report to learn about the sources, treatment, testing and stewardship of one of our most precious resources.</p> <p>www.ladwp.com/waterqualityreport Read less</p>  <p>Boost post</p> <p>2 0 0 0</p>	<p>Los Angeles Department of Water & Power 5 days ago</p> <p>L.A. drinking water is some of the best in the nation thanks to stringent data integrity requirements for sampling, testing, and reporting. Our laboratory staff take annual data integrity training along with an ethics pledge. Learn more in the 2024 Drinking Water Quality Report.</p> <p>www.ladwp.com/waterqualityreport Read less</p>  <p>Boost post</p> <p>6 0 0 0</p>

Platform: LinkedIn
 Run: July 2025 and August 2025
 Target: City of LA Residents

July 15, 2025	July 16, 2025	August 8, 2025
<p>Los Angeles Department of Water and Power 37,098 followers 1mo</p> <p>Integrity is the foundation of our water quality testing and treatment. That's why L.A. enjoys some of the highest quality drinking water in the nation. From state-of-the-art lab equipment to sampling, testing, and stringent data integrity requirements; it's all in the 2024 Drinking Water Quality Report. Out now!</p> <p>https://lnkd.in/gushwsh</p>  <p>13</p> <p>Like Comment Share</p>	<p>Los Angeles Department of Water and Power's Post 37,098 followers 2w</p> <p>There's a lot that goes into that cool, clean, refreshing drink of water. Read the 2024 LADWP Drinking Water Quality Report to learn about the sources, treatment, testing and stewardship of one of our most precious resources. https://lnkd.in/gushwsh</p>  <p>18 · 1 Comment</p> <p>Like Comment Share</p>	<p>Los Angeles Department of Water and Power 37,098 followers 1w</p> <p>L.A. drinking water is some of the best in the nation thanks to stringent data integrity requirements for sampling, testing, and reporting. Our laboratory staff take annual data integrity training along with an ethics pledge. Learn more in the 2024 Drinking Water Quality Report.</p> <p>https://lnkd.in/gushwsh</p>  <p>13</p> <p>Like Comment Share</p>

DWQR-Specific Email

Sent to 470,991 customers on June 30, 2025.



LADWP's Report Card on Water Quality for the Year 2024 is Out Now

The 2024 Drinking Water Quality Report is now available for online viewing and download at www.ladwp.com/waterqualityreport.

This report contains important information about your drinking water.

El Informe de Calidad de Agua Potable para el año 2024 ya está disponible para verse en línea o descargarse en www.ladwp.com/waterqualityreport.

Este informe contiene información importante sobre su agua potable.

2024년 식수 수질 보고서는 이제 www.ladwp.com/waterqualityreport에서 온라인으로 볼 수 있고 다운로드 할 수 있습니다.

이 보고서는 귀하의 식수에 관한 중요한 정보가 포함되어 있습니다.

2024年飲用水質報告現已可在 www.ladwp.com/waterqualityreport

線上閱讀和下載。此報告包含有關您的飲用水的重要資訊。

گزارش کیفیت آب آشامیدنی سال 2024 اکنون
برای مشاهده و دانلود آنلاین در
www.ladwp.com/waterqualityreport
در دسترس است. این گزارش حاوی اطلاعات
مهم در مورد آب آشامیدنی شما است.

Ang Ulat Tungkol sa Tubig Inumin para sa taong 2024 are maaari nang basahin at i-download sa www.ladwp.com/waterqualityreport.

Ang ulat na ito ay may mahalagang impormasyong tungkol sa inyong tubig inumin.

Խմելու ջրի որակի մասին 2024թ. հաշվետվությունն այժմ հասանելի է առցանց դիտելու և ներբեռնելու համար այստեղ՝ www.ladwp.com/waterqualityreport։

Այս հաշվետվությունը պարունակում է կարևոր տեղեկություններ Ձեր խմելու ջրի մասին։

ladwp.com



[Pay My Bill](#) | [Financial Assistance](#) | [Rebates & Programs](#)

Online Publication Go-Live: June 25, 2025

LOS ANGELES


City ServicesLA City Directory

LA DWP Los Angeles Department of Water & Power

AccountServicesAbout Us

OutagesSupportLog in

Who We AreWater SystemLA's Drinking Water Quality ...




Water System
L.A.'s Drinking Water Quality Report
2024 Drinking Water Quality Report

The preparation and dissemination of this annual [Drinking Water Quality Report](#) (DWQR) is required by the California State Water Resources Control Board, Division of Drinking Water (SWRCB-DDW) and is prepared in accordance with their guidelines.

For questions regarding this DWQR, please call the Water Quality Hotline at (213) 367-3182.

2024 Drinking Water Quality Report

 2024 Drinking Water Quality Report.pdf

Corporate Publication-Digital Magazine

Run: July 2025

Target: City of LA Residents and LADWP Employees


News

Water Quality Report Published + LA500 2025 List + Veterans Employer of the Year
+ Santa Ynez Reservoir + Chatsworth Nature Preserve + Owens Lake Dust Mitigation

LA DWP Los Angeles Department of Water & Power

Drinking Water Quality Report 2024


For the period of January 1 through December 31, 2024




LADWP's Report Card on Water Quality is Now Available

LADWP's latest [Drinking Water Quality Report \(DWQR\)](#) for the year 2024 was published on July 1 and is now available for reading and downloading. The DWQR continues its second year in an all-digital format for a more dynamic reading and browsing experience. The 2024 report highlights Water Quality Division's commitment to high safety standards and accurate testing results through strict adherence data integrity, ethics and laboratory best practices. Learn about the sources of L.A.'s water, projects and initiatives enacted to comply with state and federal regulations, and the water quality monitoring results in your area. Summaries of the report are also available in multiple languages.

You can also access the report at www.ladwp.com/reports.



Sent: July 24, 2025


Beijing Water
Bureau of Public Utilities

[Account](#)
[Services](#)
[About Us](#)


[Outages](#)
[Support](#)
[Log in](#)


[Publications](#) /
 [Newsletters](#) /
 July 2025 Customer News

Customer News

July 2025 Customer News

Published July 24, 2025





Drinking Water Quality Report

LADWPs Drinking Water Quality Report for 2024 is now available.

[Read article](#)

July 24, 2025

Drinking Water Quality Report 2024

For the period of January 1 through December 31, 2024





Table of Contents

A Message from the Senior Assistant General Manager - Water System	3
A Message from the Director of Water Quality	4
L.A. Water Sources in 2024	5
Drinking Water and Your Health	6
Regulatory Compliance	8
Protecting Water Quality	12
Ethics and Data Integrity	14
Water Quality Service Areas in L.A.	15
Drinking Water Quality Monitoring Results	16
How to Read the 2024 Monitoring Results Tables	17
General Information	22
Non-English Message	23
Drinking Water Quality Report Summaries	24

Planning for Resilience, Responding with Dedication



A Message from Anselmo Collins

Senior Assistant General
Manager - Water System

At the Los Angeles Department of Water and Power (LADWP), resilience is more than infrastructure—it's a mindset. It is the commitment to plan ahead, the preparedness to respond to emergencies, and the dedication of our workforce to serve the community. Recent, unprecedented disasters, such as the Pacific Palisades wildfire and Hurricane Hilary, demonstrate how important it is to be forward-thinking in the planning, design, and operations of our complex

water system and Los Angeles Aqueduct system. At LADWP, we proactively invest in infrastructure upgrades, engineering advancements, and operational strategies to ensure that Los Angeles' water system remains strong, no matter the challenge.

To enhance resilience and preparedness, our planning efforts include:

- Seismic retrofits and upgrades to earthquake-resistant pipelines
- Dam improvements and precision with real-time monitoring systems
- Backup power generation at treatment facilities and pumping stations to maintain operations during power outages
- Enhancing local groundwater storage and supplies
- Maintaining emergency reservoir storage and access for fire-fighting aircraft and fire trucks

However, emergency response plans alone are not enough—they must be executed by a dedicated workforce that puts the needs of the community ahead of personal interests. As designated Disaster Service Workers, our employees work tirelessly to restore and maintain water service under the most difficult conditions. Their determination to overcome challenges, their technical expertise, and their stamina to persist until service is fully restored, are what keep our city running. These were in full display in the recent Pacific Palisades wildfire, where LADWP crews were dispatched to pump stations and tank assets around the clock. Our distribution crews worked to shut off water from damaged residential pipes as soon as it was safe to enter the area. They worked diligently to quickly restore system pressure. Our staff also worked to flush the system and restore water quality following the Do Not Drink Notice in an extraordinarily efficient manner.

To illustrate our response year-after-year, during Hurricane Hilary and atmospheric river events in 2023, our water operations crews were behind the quick repair of breaches to the storm-damaged concrete walls along the Los Angeles Aqueduct. They were safely diverting record stormwater from overflowing and damaging infrastructure and public property, including building an entire dam bypass structure at the Tinemaha Dam. They worked hard to harden and flood-proof hundreds of miles of dust control infrastructure by using rip-rap and securing roads and berms. As the head of the Water System, I am truly proud of our dedicated workforce, and I am deeply appreciative of their efforts. They inspire us every day as we build a more robust and resilient water system for future generations.

Integrity is the Foundation of Water Quality Testing



**A Message from
Jonathan Leung**

Director of Water Quality

In a typical year, LADWP collects over 25,000 water quality samples and runs over 102,500 water quality tests for the purposes of protecting public health, regulatory compliance, operational controls, and customer assistance. The testing is performed using state-of-the-art laboratory instruments and federally developed standard test methods, that provide high precision and accuracy. Most importantly, all aspects of the sampling, testing, and reporting process follow stringent data integrity requirements. To ensure

that integrity is provided throughout the process, all Water Quality Division staff engaged in these work functions take annual data integrity training and sign an ethics pledge.

This training and ethics pledge is of the utmost importance to me and the LADWP team because it establishes a foundation of trust between our customers and regulators. They need to be able to trust our results and how we report them.

Integrity is essential to protecting public health. Customers must have complete confidence that the water they drink meets the highest safety standards (down to the parts per billion or parts per trillion). Every sample collected, every lab test performed, and every result reported must be trustworthy and precise to guide the decisions that keep our water safe. Perhaps nothing illustrates this better than the expansive testing program for lead in drinking water that we conducted for the Watts area in 2024. This has been the single largest residential water quality test initiative ever performed by LADWP—all to help protect the health of our customers, with the highest levels of truthfulness and transparency.

Integrity is vital for regulatory compliance. LADWP follows some of the strictest federal and state water quality regulations. Our ability to meet and exceed these standards depends on rigorous quality control, robust data verification processes, and strict adherence to ethical practices. We continuously enhance our testing, reporting, and monitoring protocols to ensure compliance and improve water quality management. LADWP's ability to adapt to more stringent and dynamic standards was evident during the Wildfire Response Order after the Pacific Palisades wildfire. The unprecedented water quality screening program for wildfire-related contaminants drove the LADWP team to respond with the highest levels of efficiency, precision, and thoroughness.

The foundation of any strong water system is the public's confidence in the workforce and work processes. At LADWP, every employee upholds the value of integrity through their daily work activities, and it is reinforced through an annual Data Integrity and Ethics Training and ethics pledge. It is a real privilege to serve each of our customers, and we are committed to doing so with honesty and transparency.

L.A.'s Water Sources in 2024

Los Angeles receives water from several sources. In 2024, the Los Angeles Aqueduct supplied 59 percent of the water that was treated at the Los Angeles Aqueduct Filtration Plant. Purchased imported water from the Metropolitan Water District of Southern California (MWD) amounted to 36 percent. The remaining amount was sourced from local groundwater at 2 percent and recycled water at 3 percent.



Drinking Water and Your Health



The sources of drinking water (both tap water and bottled water) include rivers, lakes, streams, ponds, reservoirs, springs, and wells. As water travels over the surface of the land or through the ground, it dissolves naturally-occurring minerals and, in some cases, radioactive material. It can pick up substances resulting from the presence of animals and/or from human activity.

Contaminants That May Be Present

Water agencies are required to use the following language to discuss the source of contaminants that may reasonably be expected to be found in drinking water, including tap and bottled water.

Contaminants that may be present in source water include:

- Microbial contaminants, such as viruses and bacteria that may come from sewage treatment plants, septic systems, agricultural livestock operations, and wildlife.
- Inorganic contaminants, such as salts and metals, that can be naturally-occurring or result from urban stormwater runoff, industrial or domestic wastewater discharges, oil and gas production, mining, or farming.
- Pesticides and herbicides that may come from a variety of sources such as agriculture, urban stormwater runoff, and residential uses.
- Organic chemical contaminants, including synthetic and volatile organic chemicals that are by-products of industrial processes and petroleum production, and can also come from gas stations, urban stormwater runoff, agricultural application, and septic systems.
- Radioactive contaminants that can be naturally occurring or be the result of oil and gas production and mining activities.

In order to ensure that tap water is safe to drink, the U.S. Environmental Protection Agency (U.S. EPA) and the State Water Resources Control Board – Division of Drinking Water (SWRCB-DDW) prescribe regulations that limit the amount of certain contaminants in water provided by public water systems. The U.S. Food and Drug Administration regulations and California law also establish limits for contaminants in bottled water that provide the same protection for public health.

Drinking water, including bottled water, may reasonably be expected to contain at least small amounts of some contaminants. The presence of contaminants does not necessarily indicate that water poses a health risk. More information about contaminants and potential health effects can be obtained by calling the U.S. EPA's Safe Drinking Water Information Hotline (1-800-426-4791).

Health Advisory for People with Weakened Immune Systems

Although LADWP treats its water to meet drinking water standards, some people may be more vulnerable to contaminants in drinking water than the general population. Immuno-compromised persons such as persons with cancer undergoing chemotherapy, persons who have undergone organ transplants, people with HIV/AIDS or other immune system disorders, some elderly, and infants can be particularly at risk from infections. These people should seek advice about drinking water from their health care providers. The U.S. EPA Centers for Disease Control (CDC) guidelines on appropriate means to lessen the risk of infection by *Cryptosporidium* and other microbial contaminants are available from the Safe Drinking Water Information Hotline (1-800-426-4791).

Chloramines Disinfectant

LADWP has enhanced your drinking water through the use of chloramines, which helps maintain a higher level of quality and safety as it journeys all the way to your tap. However, customers who have unique water quality needs or use specialized equipment, such as dialysis machines, should make necessary adjustments to remove chloramines. If you maintain a fishpond, tank, or aquarium, adequate treatment must be provided to remove chloramines, as they can be harmful to fish. For more information, please visit www.ladwp.com/waterquality or call (213) 367-3182.

Regulatory Compliance



LADWP works around the clock to ensure that the drinking water we deliver to our customers is of the highest quality and meets all safety requirements. Highly trained, certified treatment operators monitor our water treatment operations continuously, thereby helping meet federal and state standards for drinking water. In 2024, we tested for 240 constituents in the water and performed more than 102,500 tests on samples taken throughout our water system. LADWP complied with all the primary drinking water standards in 2024.

Chlorate

In June 2024, LADWP detected chlorate above the CA notification level of 800 parts per billion (ppb) in the Griffith Park area of the water distribution system. Chlorate was detected above the notification level at the

Griffith Park Crystal Springs Pump Station. The highest value found was 820 ppb. A notification level is a health-based advisory level, but not an enforceable standard.

Griffith Park is a small, isolated section of the overall water distribution system that serves transient visitors and workers in Griffith Park but does not serve residences. It is the only portion of the LADWP distribution system that uses chlorine disinfection. The chlorate forms due to a combination of age and temperature of the sodium hypochlorite solution used in the chlorine disinfection process. LADWP has made improvements to procedures for sodium hypochlorite storage and chemical change-outs, which has led to better control of chlorate at Griffith Park.

Poly- and Perfluoroalkyl Substances and Drinking Water in California

Poly- and Perfluoroalkyl Substances (PFAS) are a group of synthetic (man-made) chemicals which include Perfluorooctanoic acid (PFOA) and Perfluorooctanoic sulfonic acid (PFOS). This category of manufactured chemicals that have been used in industry and consumer products since the 1940s have characteristics that make them useful in a variety of products, including nonstick cookware, waterproof clothing, and firefighting foam, as well as in certain manufacturing processes. PFAS tends to break down very slowly in the environment, and most U.S. manufacturers voluntarily phased out production of PFOS between 2000 and 2002, and PFOA in 2006.

Studies indicate potential health consequences from exposure to significant levels of PFAS. Health effects may include high cholesterol, liver and thyroid cancer risks, immunotoxicity, pregnancy-induced hypertension, low birth weights, and decreased fertility. More information is available on the U.S. EPA's [website](#) on PFOA and PFOS health advisories.

On April 10, 2024, the U.S. EPA announced the final National Primary Drinking Water Regulation (NPDWR) for six PFAS compounds. In this regulation, U.S. EPA established regulatory standards with Maximum Contamination Levels (MCL) for five individual PFAS in drinking water, PFOA (4 parts per trillion or ppt), PFOS (4 ppt), Perfluorohexanesulfonic acid (PFHxS) (10 ppt), Perfluorononanoic acid (PFNA) (10 ppt), and Hexafluoropropylenedimer acid (HFPO-DA) (10 ppt), along with a hazard index level MCL for PFAS contamination mixtures, which also includes Perfluorobutanesulfonic acid (PFBS). EPA also finalized health-based, Maximum Contamination Level Goals for these PFAS.

The U.S. EPA also issued the fifth Unregulated Contaminant Monitoring Rule (UCMR5) to improve U.S. EPA's understanding of the frequency that 29 PFAS are found in the nation's drinking water systems. LADWP collected samples for UCMR5 from 2023-2024.

LADWP continues to monitor its groundwater sources for PFAS since it began testing in 2013 and has analyzed hundreds of samples utilizing EPA approved testing methods. Although PFAS have been detected in some individual wells; that well water is blended and diluted with large volumes of surface water before it is served to customers.

LADWP has not detected any PFAS compounds regulated by the State of California, or the U.S. EPA, in samples taken at entry points to the distribution system. LADWP's ongoing monitoring program and commitment to water quality and safety ensure that our water meets or exceeds all regulatory standards.

If you have questions, please contact our Water Quality Hotline at (213) 367-3182 or email us at waterqualityoffice@ladwp.com.

Lead and Copper Regulations in Los Angeles



LADWP has a long and successful history safeguarding our customers from lead exposure in several ways. LADWP utilizes infrastructure pipes, meters, and materials that do not contain lead. Between 1978 and 2006, LADWP cleaned and cement-lined approximately 2,600 miles of unlined iron pipes (greater than four inches in diameter). In another proactive effort, LADWP's staff had located and removed approximately 12,000 known lead goosenecks from its water distribution system by 2005. LADWP was also one of the first utilities to incorporate the lead-free standard by initiating a program in 1998 to replace low-lead (8 percent lead) water meters with lead-free (0.25 percent lead) water meters. As of December 2024, more than 580,000 of the roughly 700,000 active water meters in LADWP's water distribution system have been replaced.

Regulatory Compliance (cont.)

LADWP also ensures that the water served to our customers is non-corrosive. Corrosion is a natural process that occurs when materials undergo chemical reactions that result in their deterioration. The SWRCB evaluated LADWP's corrosion control program and has deemed our system to be optimized for controlling corrosion.

Under the Lead and Copper Rule Revisions, LADWP also completed an inventory of the service line materials and service connectors in the distribution system. In 2021, LADWP completed the utility-side inventory, and no lead service lines were found. In 2022, LADWP began assessing the customer-owned service lines for the presence of lead, and if detected, the lines would be replaced. The assessment was completed in October 2024 with the conclusion that no lead service lines are present in LADWP's distribution system. LADWP achieved a non-lead designation from the SWRCB. For more information on this, please visit [LADWP's water quality website](#). LADWP will continue to protect the public from exposure to lead by implementing the Lead and Copper Rule Improvements regulation that was finalized by the U.S. EPA on October 8, 2024.

LADWP regularly tests for lead and copper in our distribution system and in customer homes that have been identified as ideal for our residential testing efforts. As part of this continuing effort, LADWP conducted residential sampling for lead and copper in 2023 as part of the Lead and Copper Rule (LCR) tap water sampling program. This program focuses on single family residences built between 1982 to 1987, which are expected to have copper pipes plumbed with lead solder. Customers with qualifying homes that participated in the sampling program had their tap water tested for lead and copper at no cost. During the 2023 sampling program, 105 first draw samples were obtained from customers' homes and analyzed at LADWP's Water Quality Laboratory. The results showed a 90th percentile of 3.9 ppb for lead and 529 ppb for copper. Both values were well below the respective Action Levels of 15 ppb for lead and 1,300 ppb for copper. The next LCR sampling round will be conducted in 2026.

Customers who think their home may qualify can participate in LADWP's next round of LCR sampling between June and September 2026 by contacting the Water Quality Hotline at (213) 367-3182 or emailing us at waterqualityoffice@ladwp.com.

Lead can cause serious health effects in people of all ages, especially pregnant people, infants (both formula-fed and breastfed), and young children. Lead in drinking water is primarily from materials and parts used in service lines and in home plumbing. LADWP is responsible for providing high quality drinking water and removing lead pipes from its distribution system but cannot control the variety of materials used in the plumbing in your home. Because lead levels may vary over time, lead exposure is possible even when your tap sampling results do not detect lead at one point in time. You can help protect yourself and your family by identifying and removing lead materials within your home plumbing and taking steps to reduce risk of exposure. Using a filter, certified by an American National Standards Institute accredited certifier to reduce lead, is effective in reducing lead concentration. Follow the instructions provided with the filter to ensure the filter is used properly. Use only cold water for drinking, cooking, and making baby formula. Boiling water does not remove lead from water. Before using tap water for drinking, cooking, or making baby formula, flush your pipes for several minutes. You can do this by running your tap, taking a shower, doing laundry or a load of dishes. If you have a lead service line or galvanized requiring replacement service line (which are not present in LADWP's system), you may need to flush your pipes for a longer period. If you are concerned about lead in your water and wish to have your water tested, you may contact LADWP's Water Quality Hotline at (213) 367-3182. Information on lead in drinking water, testing methods, and steps you can take to minimize exposure is also available on the U.S. EPA's website at <https://www.epa.gov/safewater/lead>.





Fluoridation in Drinking Water

State law mandates fluoridation of all water systems with more than 10,000 service connections. Current state regulations require LADWP to maintain fluoride levels in a range between 0.6 and 1.2 milligrams per liter (mg/L), with an optimum level of 0.7 mg/L. This fluoridation level is recommended by the United States Department of Health and Human Services to ensure strong, healthy teeth. This concentration maximizes fluoride's oral health benefits while minimizing risks of harm. All our water sources are below the MCL of 2 mg/L and are adjusted to fluoridation level of 0.7 mg/L for distribution to our customers. For more information about fluoride, please visit our [Water Quality videos and facts sheets website](#).

Infants fed formula mixed with water containing fluoride may have a chance of developing mild fluorosis, which is typically a condition that causes discoloration of teeth and is cosmetic in nature. To lessen the chance of dental fluorosis, you may choose to use low fluoride bottled water to prepare infant formula. Contact your health care provider if you have additional questions regarding fluorosis. Additional information on fluoridation or oral health is available on the [Centers for Disease Control and Prevention's website](#) or the [State Water Resources Control Board's website](#).

Arsenic

Low amounts of Arsenic were detected in drinking water in 2024, with the highest level detected at 8.4 ppb. Water systems with arsenic above 5 ppb (50 percent of the MCL), but below or equal to 10 ppb (the MCL) are required to provide the public with this information:

While L.A.'s drinking water meets the federal and state standard for arsenic, it does contain low levels of arsenic. The arsenic standard balances the current understanding of arsenic's possible health effects against the costs of removing arsenic from drinking water. The U.S. EPA continues to research the health effects of low levels of arsenic, which is a mineral known to cause cancer in humans at high concentrations and is linked to other health effects such as skin damage and circulatory problems.

Protecting Water Quality at the Source



Source water assessment updates are required by the SWRCB-DDW and are referenced in the annual drinking water quality report. LADWP completed an initial source water assessment in 2002 and is required to provide an updated assessment every five years through a watershed sanitary survey. Watershed sanitary surveys examine possible contamination to sources of drinking water and recommend actions to better protect these water sources.

Below is an update of LADWP's source water assessment.

Surface Supply

In 2020, LADWP completed an assessment of the Owens Valley and Mono Basin watersheds that supply the Los Angeles Aqueduct. These sources are most vulnerable to geothermal activities that release naturally occurring arsenic into creeks which feed the Owens River. Other activities that impact water quality in these watersheds are livestock grazing, wildlife, and unauthorized public use of storage reservoirs. The impact to water quality from these activities is deemed to be minimal.

LADWP regularly monitors for *Cryptosporidium* and *Giardia*. Results indicate that their presence is extremely infrequent and in the rare instances these microbes are found, they are at very low levels. The ultraviolet treatment provided at the Los Angeles Aqueduct Filtration Plant safeguards against *Cryptosporidium* and *Giardia*. Neither were found in treated water in 2024.

Groundwater Supply

Assessment of groundwater sources in the San Fernando Basin was updated in 2020. Assessment of groundwater sources in the Central and Sylmar Basins was completed in 2019. Located in highly urbanized areas, the wells within these aquifers are most vulnerable to the following activities: dry cleaning, manufacturing, metal finishing, septic systems, chemical processing, and storage of fertilizer, pesticides, and chemicals. These local water supplies are treated and blended with water from other sources to ensure compliance with drinking water standards. In 2025, the construction of four large-scale groundwater remediation facilities are expected to be completed to effectively remove the industrial contaminants.



Purchased Imported Supplies from Metropolitan Water District

The most recent surveys for MWD source waters are the Colorado River Watershed Sanitary Survey – 2022 Update, and the State Water Project Watershed Sanitary Survey – 2021 Update. Each source water used by MWD — the Colorado River and State Water Project — has different water quality challenges. Both are exposed to stormwater runoff, recreational activities, wastewater discharges, wildlife, fires, and other watershed-related factors that could affect water quality. Treatment to remove specific contaminants can be more expensive than measures to protect water at the source. This is why MWD, and other water agencies invest resources to support improved watershed protection programs.

Three of the five MWD treatment plants: F.E. Weymouth, Robert B. Diemer, and Joseph Jensen supply water to the Los Angeles area. MWD tests its water for nearly 400 constituents and performs about 250,000 water quality tests per year on samples gathered from its vast distribution system. Analysis of these samples is

undertaken at Metropolitan’s state-of-the art water quality laboratory. Results from MWD are provided to LADWP and are included in the report on Tables I, II, and III.

Visit [LADWP’s Water Quality webpage](#) to learn more about water quality projects and issues. For more information on the latest watershed sanitary surveys contact (213) 367-3182.

LADWP Water Quality Ethics and Data Integrity



When it comes to water quality, our customers need to trust the results. These lab-analyzed results help us make critical operational and water treatment decisions when we serve drinking water to customers during normal operations and during an emergency response. At LADWP, every aspect of our water quality monitoring is driven by data integrity and the highest ethical standards. We ensure a continuous and robust training program for all our Water Quality staff, which adheres to the National Environmental Laboratory Accreditation Program. This training goes far beyond technical certification to perform the job; it is also designed to ensure adherence to data collection practices, laboratory procedures, environmental compliance, and the highest ethical standards in all aspects of our treatment, storage, conveyance, and testing.

The Water Quality Laboratory's mission is to provide reliable and accurate analytical results to our customers in a timely and transparent manner. We encourage staff to have open discussions about ethics and data integrity issues, support quality assurance and quality control programs, and frequently monitor data accuracy to detect and deter improper practices.

The Water Quality Laboratory adheres to the following Code of Ethics:

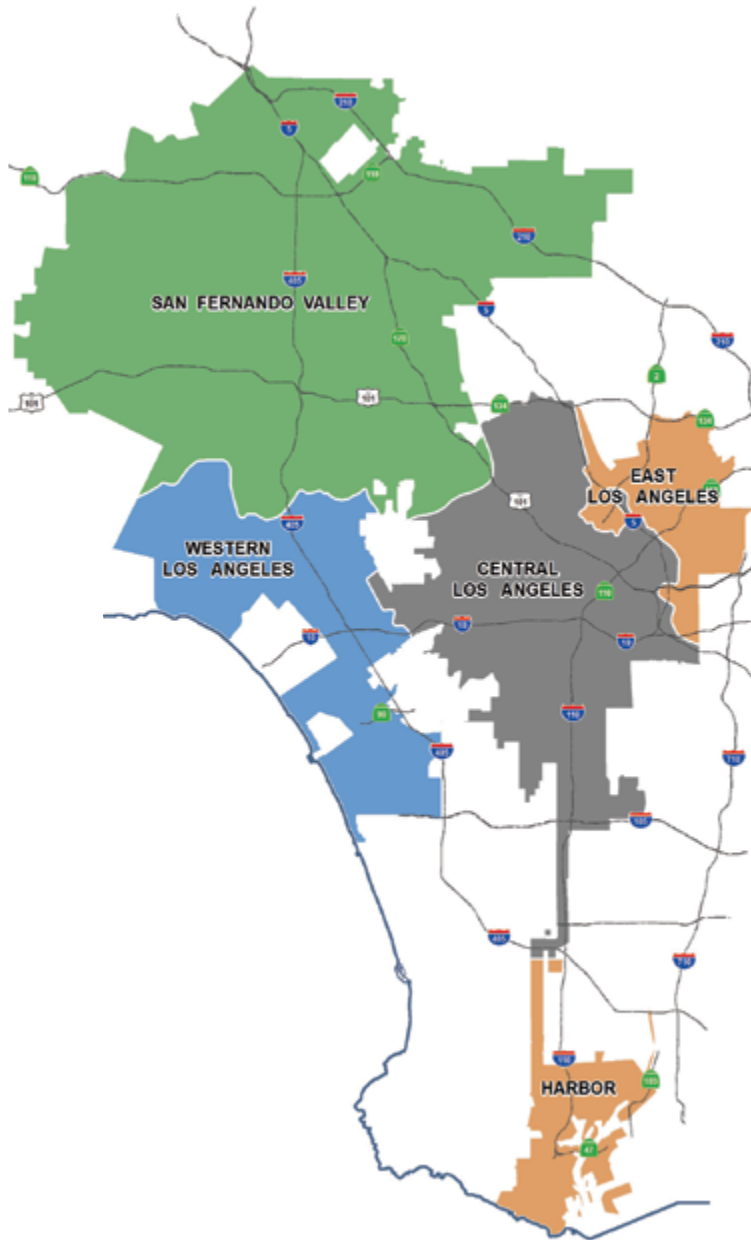
- Produce scientifically sound results
- Provide services in an honest and transparent manner
- Ensure security of laboratory data and documents
- Release laboratory data only through approval of the laboratory manager

- Understand and adhere to the ethical and quality standards of the laboratory
- Operate the laboratory in a manner that protects the health and safety of employees, our customers, and the environment
- Obey all pertinent federal, state, and local laws and regulations

We will continue to remain vigilant in our pursuit of delivering safe and reliable water service through efficient oversight, communication, regular training and certification programs, and meticulous record keeping and documentation. Above all, our Water Quality staff are driven by a deep commitment to serve our customers, and water quality is monitored every day. This is our pledge to you.



Water Quality Service Areas in Los Angeles



San Fernando Valley Communities

Sources: Los Angeles Aqueduct, local groundwater, and MWD State Water Project

Arleta	Northridge	Sylmar
Canoga Park	Olive View	Tarzana
Chatsworth	Pacoima	Toluca Lake
Encino	Panorama City	Tujunga
Granada Hills	Porter Ranch	Valley Village
Hollywood Hills	Reseda	Van Nuys
Lake View Terrace	Sherman Oaks	Warner Center
Mission Hills	Studio City	West Hills
North Hills	Sun Valley	Winnetka
North Hollywood	Sunland	Woodland Hills

Western Los Angeles Communities

Sources: Los Angeles Aqueduct and MWD State Water Project

Bel Air Estates	Culver City*	Sawtelle
Beverly Glen	Mar Vista	Venice
Brentwood	Pacific Palisades	West Los Angeles
Castellamare	Palisades Highlands	Westchester
Century City	Palms	Westwood
Cheviot Hills	Playa del Rey	

Eastern Los Angeles Communities

Sources: MWD State Water Project and Colorado River Aqueduct

Atwater Village	Echo Park	Lincoln Heights
Boyle Heights	El Sereno	Montecito Heights
Cypress Park	Glassell Park	Monterey Hills
Eagle Rock	Highland Park	Mt. Washington

Central Los Angeles Communities

Sources: Los Angeles Aqueduct, MWD State Water Project, and local groundwater

Baldwin Hills	Hyde Park	Park La Brea
Chinatown	Koreatown	Rancho Park
Country Club Park	L.A. City Strip*	Silverlake
Crenshaw	Little Tokyo	Watts
Griffith Park	Los Feliz	West Hollywood*
Hancock Park	Mid City	Westlake
Hollywood	Mt. Olympus	

Harbor Communities

Sources: MWD State Water Project and Colorado River Aqueduct

East San Pedro (Terminal Island)	L.A. City Strip*
Harbor City	Wilmington
Harbor Gateway*	San Pedro

*Sources of drinking water may fluctuate in these communities depending on operational needs and source water availability.

Drinking Water Quality Monitoring Results

Tables I, II and III list the results of water tests performed by the LADWP and MWD from January to December 2024. LADWP tests for over 200 substances. These tables include only substances with values that are detected. No substance was detected above the maximum contaminant level.

Abbreviations and Terms used in Tables:

AL Regulatory Action Level: The concentration of a contaminant which, if exceeded, triggers treatment or other requirements that a water system must follow.

Compliance: Meeting a drinking water standard based on the health risk (primary standards) and aesthetic (secondary standards) exposure of a contaminant to consumers. For example, bacteria and nitrate have strict limits that must be met at all times due to the acute effects they can cause. Other standards, like small amounts of disinfection by-products and man-made chemicals, have standards that are based on a lifetime of exposure because the risk to consumers is very low. Compliance with most standards is based on an average of samples collected within a year. This allows for some fluctuation above and below the numerical standard, while still protecting public health.

MRL Federal Minimum Reporting Level: The minimum concentration of a contaminant which can be detected in drinking water using analytical methods established by the USEPA. Data reported in Table IV reflect MRLs.

MCL Maximum Contaminant Level: The highest level of a contaminant that is allowed in drinking water. Primary MCLs are set as close to the PHGs (or MCLGs) as is economically and technologically feasible. Secondary MCLs are set to protect the odor, taste, and appearance of drinking water.

MCLG Maximum Contaminant Level Goal: The level of a contaminant in drinking water below which there is no known or expected risk to health. MCLGs are set by the USEPA.

MRDL Maximum Residual Disinfectant Level: The highest level of a disinfectant allowed in drinking water. There is convincing evidence that addition of a disinfectant is necessary for control of microbial contaminants.

MRDLG Maximum Residual Disinfectant Level Goal: The level of a drinking water disinfectant below which there is no known or expected risk to health. MRDLGs do not reflect the benefits of the use of disinfectants to control microbial contaminants.

NL Notification Level: A health-based advisory level established by SWRCB-DDW for chemicals in drinking water that lack MCLs.

PDWS Primary Drinking Water Standard: MCLs, MRDLs and treatment techniques (TTs) for contaminants that affect health, along with their monitoring and reporting requirements.

PHG Public Health Goal: The level of a contaminant in drinking water below which there is no known or expected risk to health. PHGs are set by the California Environmental Protection Agency.

SMCL Secondary Maximum Contaminate Level: The highest level a constituent allowed in drinking water that may affect the taste, odor or appearance. SMCLs are set by the USEPA.

DLR State Detection Limit: A detected contaminant at or above its detection level for reporting purposes. DLRs are set by the SWRCB-DDW. Data reported in Tables I, II, and III reflect DLRs.

TT Treatment Technique: A required process intended to reduce the level of a contaminant in drinking water. For example, the filtration process is a treatment technique used to reduce turbidity (cloudiness in water) and microbial contaminants from surface water. High turbidities may be indicative of poor or inadequate filtration.

HOW TO READ THE TABLES

For **San Fernando Valley Area** – water test results are under the Los Angeles Aqueduct Filtration Plant, the Northern Combined Wells, and the MWD Jensen Plant columns.

For **Central Los Angeles Area** – water test results are under the Los Angeles Aqueduct Filtration Plant and the Southern Combined Wells columns.

For **Western Los Angeles Area** – water test results are under the Los Angeles Aqueduct Filtration Plant columns.

For **Harbor/Eastern Los Angeles Area** – water test results are under MWD Weymouth, MWD Diemer, and MWD Jensen Plants columns.

Some substances are reported on a City-wide basis as required by the SWRCB.

Table Abbreviations and Footnotes

(please refer to the Abbreviations and Terms Section for other abbreviations and definitions)

ACU = apparent color unit

CFU/mL = colony-forming unit per milliliter < = less than the detection limit for reporting purposes

µg/L = micrograms per liter (equivalent to ppb)

µS/cm = microsiemens per centimeter

mg/L = milligrams per liter (equivalent to ppm)

NTU = nephelometric turbidity units

NA = not applicable

NR = not reported

NT = not tested

NUM/100 mL = number per 100 milliliters % = percentage

pCi/L = picocuries per liter

TON = threshold odor number

C = Celsius



Calendar Year 2024 Water Quality Monitoring Results
Health-based Primary Drinking Water Standards (MCLs)
Substances Detected in Treated Water

TABLE I

Substances	Major Sources in Drinking Water	Units	Meets Primary Standard (YES / NO)	State Primary Standard MCL	State PHG	Los Angeles Aqueduct Filtration Plant		Northern Combined Wells		Southern Combined Wells		MWD Weymouth Plant		MWD Diemer Plant		MWD Jensen Plant	
						Average	Range	Average	Range	Average	Range	Average	Range	Average	Range	Average	Range
Aluminum	Erosion of natural deposits; residue from surface water treatment processes	µg/L	YES	1000	600	<50	<50	<50	<50	<50	<50	93 (a)	<50-150	<50 (a)	<50-110	62 (a)	52-91
Arsenic	Erosion of natural deposits	µg/L	YES	10	0.004	3.5	<2-6.3	3.5	<2-8.4	2.7	<2-4.5	<2	<2	<2	<2	<2	<2
Barium	Discharges of oil drilling wastes and from metal refineries; erosion of natural deposits	µg/L	YES	1000	2000	<100	<100	<100	<100	<100	<100	124	124	124	124	<100	<100
Bromate (b)	By-product of ozone disinfection; formed under sunlight for chlorinated water	µg/L	YES	10	0.1	<1	<1-2	<1	<1	<1	<1-1.4	2	<1-9.2	<1	<1-1.6	3.1	<1-5.4
Chromium (Hexavalent)	Industrial discharge; erosion of natural deposits	µg/L	YES	10	0.02	<0.1	<0.1	0.1	<0.1-0.3	0.2	<0.1-0.4	<0.1	<0.1	<0.1	<0.1	<0.1	<0.1
Dichloromethane	Discharge from pharmaceutical and chemical factories; insecticide	µg/L	YES	5	4	<0.5	<0.5-1.3	<0.5	<0.5	<0.5	<0.5	<0.5	<0.5	<0.5	<0.5	<0.5	<0.5
Fluoride	Erosion of natural deposits; water additive that promotes strong teeth	mg/L	YES	2	1	0.8	0.7 - 0.9	0.7	0.7 - 0.8	0.8	0.7 - 0.8	0.7	0.3-0.8	0.7	0.6-0.8	0.7	0.6-0.8
Gross Alpha Particle Activity (c)	Naturally present in the environment	pCi/L	YES	15	none	3.1	3.1	4	3.5 - 4.3	3.5	3.5 - 3.6	<3	<3	<3	<3-5	<3	<3
Gross Beta Particle Activity (c)	Naturally present in the environment	pCi/L	YES	50	none	4	<4 - 4.9	4.3	<4-5.6	4.8	<4-6.3	<4	<4-5	4	<4-5	<4	<4
Heterotrophic Plate Count Bacteria	Naturally present in the environment	CFU/mL	YES	500	none	<1	<1	N/A	N/A	<1	<1-3	<1	<1	<1	<1	<1	<1
Nitrate (as N)	Erosion of natural deposits; runoff and leaching from fertilizer use	mg/L	YES	10	10	<0.4	<0.4-0.5	0.5	<0.4-1.8	0.5	<0.4-2.4	<0.4	<0.4	<0.4	<0.4	0.5	0.5
Nitrate + Nitrite (as N)	Erosion of natural deposits; runoff and leaching from fertilizer use	mg/L	YES	10	10	<0.4	<0.4	<0.4	<0.4-0.7	0.6	<0.4-1.1	<0.4	<0.4	<0.4	<0.4	0.5	0.5
Turbidity (d)	Soil runoff	NTU	YES	TT = 1	none	1.5	N/A	N/A	N/A	N/A	N/A	N/A	N/A	N/A	N/A	N/A	N/A
		%		TT = 95% of samples ≤0.3 NTU	none	99											
Uranium (c)	Erosion of natural deposits	pCi/L	YES	20	0.4	4.3	2.9 - 5.9	7.0	4.8-8.5	7.0	4.8-8.5	<1	<1-3	1	<1-3	2	2-3

(a) Values reflect Highest Running Annual Average (HRAA). HRAA is the highest of all Running Annual Averages (RAAs) in the reported calendar year. RAA is a calculated average of all samples collected within the previous 12-month period, which may include test data from the previous calendar year. HRAA may be higher than the range, which is based on the test data in the reported calendar year.

(b) Bromate is formed in water treated with ozone in the presence of bromide. Bromate has also been found in water treated with chlorine in some uncovered reservoirs in LADWP that have elevated bromide levels and are exposed to sunlight. MWD tests for bromate at its Weymouth, Diemer, and Jensen Filtration Plants, which use ozone. All LADWP distribution reservoirs are now shielded with flexible covers or shade balls to minimize bromate formation.

(c) Radiological monitoring is performed in cycles of various frequencies in LADWP for treated sources water and at the blend points. Gross alpha particle activity was sampled in 2023 for the Los Angeles Aqueduct Filtration Plant as well as the Northern and Southern Combined wells.

(d) Turbidity is a measure of the cloudiness of water and is a good indicator of water quality and filtration performance. High turbidity can hinder the effectiveness of disinfectants. The Primary Drinking Water Standard for turbidity (included in this table) at water filtration plants is less than or equal to 0.3 NTU in at least 95 percent of the measurements taken in any month, and shall not exceed 1.0 NTU for more than eight consecutive hours. The reporting requirement for treatment plant turbidity is to report the highest single measurement in the calendar year as well as the lowest monthly percentage of measurements that are less than or equal to 0.3 NTU.

TABLE I (CONT'D)

Calendar Year 2024 Water Quality Monitoring Results Health-based Primary Drinking Water Standards (MCLs) Substances Detected in Treated Water

Substances	Major Sources in Drinking Water	Units	Meets Primary Standard (YES/NO)	State Primary Standard MCL or (MRDL)	State PHG or (MRDLG)	Average	Range
Chlorine Residual, Total	Drinking water disinfectant added for treatment	mg/L	YES	(4)	(4)	1.9 (a)	1.7 - 2
Copper (at-the-tap) AL = 1300 (e)	Internal corrosion of household water plumbing systems	µg/L	YES	TT	300	90th Percentile value = 529	Number of samples exceeding AL= 0 out of 105
Fluoride	Erosion of natural deposits; water additive that promotes strong teeth	mg/L	YES	2	1	0.7	0.3 - 1
Haloacetic Acids (Five) (HAA5)	By-product of drinking water disinfection	µg/L	YES	60	none	14.9 (f)	3.6 - 16.3
Lead (at-the-tap) AL = 15 (e)	Internal corrosion of household water plumbing systems	µg/L	YES	TT	0.2	90th Percentile value = <5	Number of samples exceeding AL= 3 out of 105
Total Coliform Bacteria	Naturally present in the environment	% Positives	YES	≤5% of monthly samples are coliform positive	none	Highest monthly % positive samples = 0.6%	Range = 0%- 0.6% positive samples
Total Trihalomethanes (TTHM)	By-product of drinking water chlorination	µg/L	YES	80	none	HLRAA = 34.4 (f)	13.9 - 35.8

(e) Values reflect Highest Running Annual Average (HRAA). HRAA is the highest of all Running Annual Averages (RAAs) in the reported calendar year. RAA is a calculated average of all samples collected within the previous 12-month period, which may include test data from the previous calendar year. HRAA may be higher than the range, which is based on the test data in the reported calendar year.

(f) The Federal Stage 2 Disinfectants/Disinfection Byproducts Rule (Stage 2 DDBPR) requires compliance monitoring and reporting for total trihalomethanes (TTHM) and five haloacetic acids (HAA5) based on Locational Running Annual Averages (LRAAs) of established monitoring locations. The Highest Locational Running Annual Averages (HLRAAs) of all LRAAs in the current calendar year for TTHM and HAA5 are reported.

(e) At-the-tap monitoring of lead and copper is conducted as required by the Federal Lead and Copper Rule. A system is out of compliance if the Federal Action Level is exceeded in more than 10 percent of all samples collected at the customers' tap. The most recent monitoring was conducted in 2023.

Calendar Year 2024 Water Quality Monitoring Results
Aesthetic-based Secondary Drinking Water Standards (SMCLs)
Substances Detected in Treated Water

TABLE II

Substances	Major Sources in Drinking Water	Units	Meets Secondary Standard (YES/NO)	State SMCL	Los Angeles Aqueduct Filtration Plant		Northern Combined Wells		Southern Combined Wells		MWD Weymouth Plant		MWD Diemer Plant		MWD Jensen Plant	
					Average	Range	Average	Range	Average	Range	Average	Range	Average	Range	Average	Range
Aluminum	Erosion of natural deposits; residue from some surface water treatment processes	µg/L	YES	200	<50	<50	<50	<50	<50	<50	93 (a)	<50-150	<50 (a)	<50-110	62 (a)	52-91
Chloride	Runoff / leaching from natural deposits; seawater influence	mg/L	YES	500	34	31-36	35	29-41	38	33-46	106	96-116	104	93-116	40	39-41
Color, Apparent (unfiltered)	Naturally-occurring organic materials	ACU	YES	15	3	3	3	3	3	3	1	1	2	1-2	1	1
Odor	Naturally-occurring organic materials	TON	YES	3	<1	<1	<1	<1	<1	<1	<1	<1	1	1	1	1
Specific Conductance	Substances that form ions when in water; seawater influence	µS/cm	YES	1600	425	402-447	440	360-582	518	430-632	996	912-1080	979	888-1070	510	498-522
Sulfate (as SO ₄)	Runoff / leaching from natural deposits	mg/L	YES	500	48	47-50	55	29-111	80.7	49-115	225	200-250	224	196-253	90	89-92
Total Dissolved Solids (TDS)	Runoff / leaching from natural deposits	mg/L	YES	1000	252	232-267	265	215-362	318	249-391	632	573-690	621	556-686	306	291-322
Turbidity	Soil runoff	NTU	YES	5	<0.1	<0.1-0.1	0.1	<0.1-0.2	0.1	<0.1-0.2	<0.1	<0.1	<0.1	<0.1	<0.1	<0.1

(a) Values reflect Highest Running Annual Average (HRAA). HRAA is the highest of all Running Annual Averages (RAAs) in the reported calendar year. RAA is a calculated average of all samples collected within the previous 12-month period, which may include test data from the previous calendar year. Hence, HRAA may be higher than the range, which is based on the test data in the reported calendar year.

TABLE III

Calendar Year 2024 Water Quality Monitoring Results
Unregulated Drinking Water Substances Detected in Treated Water

Substances	Major Sources in Drinking Water	Units	Los Angeles Aqueduct Filtration Plant		Northern Combined Wells		Southern Combined Wells		Weymouth Plant		MWD Diemer Plant		MWD Jensen Plant	
			Average	Range	Average	Range	Average	Range	Average	Range	Average	Range	Average	Range
Alkalinity, Total (as CaCO ₃)	Erosion of natural deposits	mg/L	112	100-124	110	92-119	119	107-132	118	109-127	114	105-123	98	94-101
Ammonia + Chloramines (as N)	Drinking water disinfectant added for treatment	mg/L	0.6	0.6	0.5	0.4-0.5	0.5	0.4-0.5	N/A	N/A	N/A	N/A	N/A	N/A
Bicarbonate Alkalinity (as CaCO ₃)	Naturally-occurring dissolved gas; erosion of natural deposits	mg/L	112	100-124	110	92-119	119	107-132	N/A	N/A	N/A	N/A	N/A	N/A
Boron NL = 1000	Erosion of natural deposits	µg/L	450	373-507	448	326-501	398	320-501	140	140	140	140	170	170
Bromide	Runoff / leaching from natural deposits; seawater influence	µg/L	<0.02	<0.02-0.1	<0.02	<0.02-0.1	<0.02	<0.02-0.1	N/A	N/A	N/A	N/A	N/A	N/A
Calcium	Erosion of natural deposits; natural hot springs	mg/L	31	30-32	33	27-49	41	30-53	68	59-76	68	58-78	38	38-39
Chlorate NL=800	Byproduct of drinking water chloramination and industrial processes	µg/L	NA	NA	NA	NA	366	21-820	80	80	77	77	71	71
Hardness, Total (as CaCO ₃)	Erosion of natural deposits	mg/L	112	109-113	122	106-174	142	112-195	272	241-303	270	235-305	148	143-153
Magnesium	Erosion of natural deposits	mg/L	8.3	7.6-9.2	8.3	6.3-12.9	11.1	8.3-15.0	26.0	23.0-29.0	26.0	22.0-29.0	14.0	13.0-14.0
N-Nitrosodi-n-butylamine (NDBA)	Byproduct of drinking water chloramination and industrial processes	ng/L	NA	NA	NA	NA	NA	NA	<2	<2	2.5	2.5	<2	<2
pH	Naturally-occurring dissolved gases and minerals	Units	7.7	7.2-8.5	7.9	6.9-9.0	8.0	7.1-9.0	8.2	8.2	8.2	8.2	8.3	8.2-8.3
Potassium	Erosion of natural deposits	mg/L	4.5	3.8-5.3	4.6	3.8-5.2	4.4	3.8-5.2	5.0	4.6-5.4	4.9	4.4-5.4	2.6	2.6
Silica (as SiO ₂)	Erosion of natural deposits	mg/L	17.7	14.1-20.7	18.7	14.4-19.8	19.2	14.4-21.6	N/A	N/A	N/A	N/A	N/A	N/A
Sodium	Erosion of natural deposits	mg/L	42.6	37.3-47.5	43.2	34.6-48.5	46.5	39.7-57.3	105.0	93.0-117.0	103.0	90.0-116.0	46.0	46.0
Temperature	Natural seasonal fluctuation	°C	17.1	8.1-27.5	18.0	8.5-29.9	18.4	10.7-29.9	N/A	N/A	N/A	N/A	N/A	N/A
Total Organic Carbon	Erosion of natural deposits	mg/L	1.8	1.7-2.0	1.9	1.5-2.4	1.7	1.5-2.1	2.4	2.1-2.6	2.4	2.0-2.5	2.4	2.0-2.5
Total Phosphorus (as PO ₄)	Erosion of natural deposits, agricultural run-off	mg/L	<0.03	<0.03-0.1	<0.03	<0.03-0.1	0.1	<0.03-0.1	N/A	N/A	N/A	N/A	N/A	N/A

Calendar Year 2024 Water Quality Monitoring Results
The Fifth USEPA Unregulated Contaminant Monitoring Rule (UCMR5)
Substances Detected in Treated Water

TABLE IV

Substances	Units	Meets MCL or NL (YES / NO)	State Primary Standard MCL or (NL)	State PHG or Federal (MCLG)	San Fernando Valley		Central LA		Western LA		Harbor/Eastern LA	
					Los Angeles Aqueduct Filtration plant	Northern Combined Wells	Southern Combined Wells	Los Angeles Aqueduct Filtration plant	Distribution System Sampling Locations			
					Average	Range	Average	Range	Average	Range	Average	Range
Lithium	µg/L	NA	none	none	88	80-94	69	63-76	88	80-94	38	10-57

The Unregulated Contaminant Monitoring Rule (UCMR) is a special program developed by the U.S. EPA that requires public water systems to monitor up to 30 selected contaminants of emerging concerns (CECs) once every five years.

During the fifth UCMR (UCMR5), LADWP is required to monitor for 29 unregulated PFAS contaminants and Lithium between 2023 and 2024. The PFAS contaminants are listed here <https://www.epa.gov/dwucmr/fifth-unregulated-contaminant-monitoring-rule>.

UCMR5 samples were collected from the entry point to the distribution system (EPTDS) and the sampling results include events from December 2023 to September 2024. Only lithium was detected during the sampling events. Table IV below provides the results that were detected during the four sampling events for UCMR5. No PFAs contaminants were detected during the UCMR5 sampling.



Los Angeles
Department of
Water & Power

BOARD OF WATER AND POWER COMMISSIONERS

Richard Katz
President

George McGraw
Vice President

Nurit Katz
Commissioner

Mia Lehrer
Commissioner

Wilma J. Pinder
Commissioner

LADWP EXECUTIVE TEAM

Janisse Quiñones
Chief Executive Officer and Chief Engineer

Anselmo Collins
Senior Assistant General Manager - Water System

Ann Santilli
Chief Financial Officer

General Information

This annual Drinking Water Quality Report (also known as a Consumer Confidence Report) is required by the State Water Resources Control Board – Division of Drinking Water and is prepared in accordance with their guidelines. The report is available online at www.ladwp.com/waterqualityreport. Copies may be requested by calling (213) 367-3182.

LADWP, the largest municipal utility in the nation, was established more than 100 years ago and provides a safe, reliable water and power supply to the city's approximately 4 million residents and businesses. LADWP is governed by a five-member Board of Water and Power Commissioners, appointed by the mayor, and confirmed by the City Council. The Board meets regularly on the second and fourth Tuesdays of each month at 10:00 a.m.

Meetings are held at:

Los Angeles Department of Water and Power
111 North Hope Street, Room 1555H
Los Angeles, CA 90012-2694

The meeting agenda is available to the public on the Thursday prior to the week of the meeting. You can access the Board agenda and view the meetings live online at www.ladwp.com/board.

For general information about LADWP, call (800) 342-5397 or visit www.ladwp.com.

For questions regarding this report, please call the Water Quality Customer Care at (213) 367-3182.

This Message is for Non-English Speaking LADWP Customers

This report contains important information about your drinking water. We invite you to read this annual report to stay informed about our many efforts to provide you with clean, safe, reliable water. For your convenience we have provided a summary of the report in a variety of languages.

Spanish

Este informe contiene información importante sobre su agua potable. Le invitamos a leer este informe anual para mantenerse informado sobre nuestros numerosos esfuerzos para brindarle agua limpia, segura y confiable. Para su conveniencia, hemos proporcionado un resumen del informe en varios idiomas.

Arabic

يحتوي هذا التقرير على معلومات هامة حول مياه الشرب التي تتناولها. ندعوك لقراءة هذا التقرير السنوي للبقاء على اطلاع على جهودنا الكثيرة المبذولة لتزويدك بمياه نظيفة، وأمنة، وموثوقة. وفي سبيل ضمان راحتك، قمنا ملخصاً للتقرير بعدة لغات.

Armenian

Այս հաշվետվությունը պարունակում է կարևոր տեղեկություններ ձեր խմելու ջրի վերաբերյալ: Այնքան խորհուրդներ ենք ընթերցելիս այս տարեկան հաշվետվությունը՝ տեղեկանալու համար մեր բազմաթիվ ջանքերի վերաբերյալ, որոնք զարնադրում են ձեզ մաքուր, անվտանգ և հուսալի ջրով: Կարգավիճակը համար: Ձեր հաշվարկային համար մեր տրամադրել ենք հաշվետվության ամփոփումը տարբեր լեզուներով:

Chinese

此報告包含有關您的飲用水的重要資訊。我們邀請您閱讀此年度報告，了解我們為您提供乾淨、安全、可靠的水所做的許多努力。為了您的方便，我們提供了多種語言的報告摘要。

Croatian

Ovo izvješće sadrži važne informacije o vašoj pitkoj vodi. Pozivamo vas da pročitate ovo godišnje izvješće i saznate više o našim brojnim naporima da vam osiguramo čistu, sigurnu i testiranu vodu. Kako bismo vam olakšali, pripremili smo kratko izvješće na različitim jezicima.

Farsi (Persian)

این گزارش حاوی اطلاعات مهمی در مورد آب آشامیدنی شماست. ما از شما دعوت می کنیم این گزارش سالانه را بخوانید تا از تلاش های فراوان ما برای تأمین آب پاک، ایمن و قابل اعتماد برای شما مطلع شوید. برای راحتی شما خلاصه ای از گزارش را به زبان های مختلف ارائه کرده ایم.

French

Ce rapport contient d'importantes informations sur l'eau que vous buvez. Nous vous invitons à lire ce rapport annuel pour rester informé de nos nombreux efforts pour vous fournir une eau propre, sûre et fiable. Pour votre commodité, nous avons fourni un résumé du rapport dans une variété de langues.

German

Dieser Bericht enthält wichtige Informationen über Ihr Trinkwasser. Bitte lesen Sie diesen Jahresbericht, um sich über unsere zahlreichen Bemühungen zu informieren, Ihnen sauberes, sicheres und zuverlässiges Wasser zu liefern. Die Zusammenfassung des Berichts steht Ihnen bequemlichkeitshalber in mehreren Sprachen zur Verfügung.

Greek

Η έκθεση αυτή περιέχει σημαντικές πληροφορίες για το πόσιμο νερό σας. Σας προσκαλούμε να διαβάσετε αυτή την ετήσια έκθεση για να ενημερωθείτε για τις πολλές προσπάθειές μας να σας παρέχουμε καθαρό, ασφαλή και αξιόπιστο νερό. Για τη διευκόλυνσή σας παρέχουμε σύντομη έκδοση σταφύρας σε διάφορες γλώσσες.

Gujarati

આ અહેવાલ તમારા પીવાના પાણી વિશે અગત્યની માહિતી ધરાવે છે. તમને સ્વચ્છ, સલામત, ભરોસાવાજ પાણી આપવાના અમારા ઘણા પ્રયત્નો વિશે માહિતગાર રહેવા માટે અમે તમને આ વાર્ષિક અહેવાલ વાંચવા માટે આમંત્રિત કરીએ છીએ. તમારી સુવિધા માટે અમે વિવિધ ભાષાઓમાં રિપોર્ટના સારાંશ પ્રદાન કર્યો છે.

Hindi

इस रिपोर्ट में आपके पेय जल के बारे में महत्वपूर्ण जानकारी शामिल है। हम आपको स्वच्छ, सुरक्षित, विश्वसनीय जल उपलब्ध बनाने के हमारे अनेक प्रयासों के बारे में जानकारी पाने के लिए यह वार्षिक रिपोर्ट पढ़ने के लिए आमंत्रित करते हैं। आपकी सुविधा के लिए हमने अलग-अलग भाषाओं में रिपोर्ट का सारांश उपलब्ध कराया है।

Hebrew

דוח זה כולל מידע חשוב על מי השתייה שלכם. אנו מממנים אתכם לקרוא את הדו"ח השנתי הזה כדי להישאר מעודכנים לגבי המאמצים הרבים שלנו לספק לכם מים נקיים, בטוחים ואמינים. לנוחותכם סיפקנו תקציר של הדוח במגוון שפות.

Hungarian

Ez a jelentés fontos információkat tartalmaz az Ön ivóvizével kapcsolatban. Javasoljuk, hogy tekintse át ezt az éves jelentést, és ismerje meg számos erőfeszítésünket, amellyel tiszta, biztonságos és tesztelt vizet biztosítunk Önnek. Az Ön kényelme érdekében rövid jelentést készítettünk különböző nyelveken.

Italian

Il presente rapporto contiene importanti informazioni sulla vostra acqua potabile. Vi invitiamo a leggere questo rapporto annuale per rimanere informati sui nostri numerosi sforzi per fornirvi acqua pulita, sicura e affidabile. Per la vostra comodità, abbiamo fornito una sintesi del rapporto in diverse lingue.

Japanese

このレポートには皆様の飲料水に関する重要な情報が記載されています。この年次レポートをお読みいただくことで、安全で信頼できる水をお客様に提供するための私たちの多くの取り組みについて、最新の情報を得ることができます。ご利便性を考え、このレポートの概要を複数の言語でご用意しています。

Khmer (Cambodian)

របាយការណ៍នេះមានព័ត៌មានសំខាន់ៗអំពីទឹកស្អាតរបស់យុក។ យើងសូមអញ្ជើញអ្នកឱ្យអានរបាយការណ៍ប្រចាំឆ្នាំនេះ ដើម្បីទទួលបានព័ត៌មានអំពីកិច្ចខិតខំប្រឹងប្រែងជាច្រើនរបស់យើងក្នុងការផ្តល់ឱ្យអ្នកទឹកស្អាត សុវត្ថិភាព និងអាចទុកចិត្តបាន។ យើងរីករាយប្រសូលសម្រាប់ យើងបានផ្តល់សេចក្តីសង្ខេបរបស់របាយការណ៍ជាភាសាជាច្រើន។

Korean

이 보고서는 귀하의 식수에 관한 중요한 정보를 포함하고 있습니다. 이 연례 보고서를 통해 귀하에게 깨끗하고 안전하며 믿을 수 있는 물을 공급하기 위한 저희의 노력에 대해 알아보시기 바랍니다. 귀하의 편의를 위해 저희는 여러 언어로 보고서를 요약하여 제공해드렸습니다.

Polish

To sprawozdanie zawiera ważne informacje o wodzie pitnej. Aby być na bieżąco z naszymi staraniami na rzecz dostarczania czystej, bezpiecznej i niezawodnej wody, zachęcamy do zapoznania się z naszym raportem rocznym. Dla Państwa wygody udostępniliśmy streszczenie raportu w różnych językach.

Portuguese

Este relatório contém informações importantes sobre a água potável. Convidamos você a ler este relatório anual para se manter informado sobre os nossos muitos esforços para lhe fornecer água limpa, segura e fiável. Para sua conveniência, fornecemos um resumo do relatório em vários idiomas.

Russian

Этот отчет содержит важную информацию о качестве вашей питьевой воды. Мы предлагаем вам ознакомиться с настоящим годовым отчетом и узнать о наших многочисленных усилиях, которые мы прилагаем, чтобы обеспечить вас чистой, безопасной и проверенной водой. Для вашего удобства мы подготовили краткий отчет на разных языках.

Serbian

Ovaj izveštaj sadrži važne informacije o vašoj vodi za piće. Pozivamo vas da pročitate ovaj godišnji izveštaj i saznate više o našim brojnim naporima da vam обезбедимо чисту, безбедну и поуздану воду. Ради лакшег сналажења, припремили смо кратак извештај на различитим језицима.

Tagalog

Ang ulat na ito ay naglalaman ng mahalagang impormasyon tungkol sa iyong tubig inumin. Basahin ang taunang ulat na ito upang malaman ang maraming bagay na ginagawa ng LADWP upang magdulot ng malinis, ligtas, at maaasahang tubig. Para sa iyong kaginhawahan nagbigay kami ng buod ng ulat sa iba't-ibang wika.

Thai

รายงานฉบับนี้ประกอบด้วยข้อมูลสำคัญเกี่ยวกับน้ำดื่ม เราขอเชิญคุณดูบทสรุปสำาญ รายงานประจำปีฉบับนี้เพื่อรับทราบข้อมูลเกี่ยวกับความพยายามในการจัดหาและแจกจ่ายน้ำสะอาด ปลอดภัย และเชื่อถือได้ให้แก่วิสาหกิจของทางเรา

Urdu

یہ رپورٹ آپ کے پینے کے پانی کے بارے میں اہم معلومات پر مشتمل ہے۔ ہم آپ کو دعوت دیتے ہیں کہ یہ سالانہ رپورٹ پڑھ کر آپ کو صاف، محفوظ، معتبر پانی فراہم کرنے کی ہماری کوششوں کے بارے میں باخبر رہیں۔ آپ کی سہولت کے لیے ہم نے رپورٹ کا ایک خلاصہ متعدد زبانوں میں فراہم کیا ہے۔

Vietnamese

Báo cáo này bao gồm các thông tin quan trọng về nước uống. Mời bạn đọc báo cáo thường niên này để được thông báo về những nỗ lực của chúng tôi nhằm cung cấp nước sạch, an toàn và đáng tin cậy. Để cho thuận tiện, chúng tôi đã cung cấp bản tóm tắt báo cáo bằng nhiều ngôn ngữ.

2024

Drinking Water Quality Report

Drinking Water
Quality Report
Summaries



LADWP.com



@LADWP



@LADWP



@LADWP1



LADWP1



LADWP