



# 2019 ANNUAL WATER QUALITY REPORT

BALDWIN HILLS | PWS ID: 1910052



CALIFORNIA  
AMERICAN WATER

WE KEEP LIFE FLOWING™



RICHARD SVINDLAND  
President

## A Message from California American Water President RICHARD SVINDLAND

Dear California American Water Customer,

Having access to safe, clean water is something that can be easily taken for granted. At California American Water, our top priority is providing safe, reliable drinking water to our more than 690,000 customers.

I am pleased to share with you our 2019 Consumer Confidence Report, which is a testament to the hard work and dedication of our employees who work to provide high quality drinking water.

During the COVID-19 public health emergency, California American Water activated business continuity plans to strengthen our ability to provide reliable, high quality service to our customers, continue to deliver water and wastewater services and protect our employees and customers.

According to the U.S. Environmental Protection Agency (USEPA) based on current research, the risk to water supplies is low. The USEPA has also relayed that Americans can continue to use and drink water from their tap as usual.

California American Water remains committed to the delivery of safe, reliable water. That includes operation of drinking water treatment barriers, which provide an added layer of protection that includes filtration and disinfection of our surface water supplies (e.g., those from lakes, reservoirs or rivers) and disinfection of our groundwater sources (e.g., underground wells).

We have rigorous safeguards in place to help provide water to you that meets or surpasses increasingly stringent water quality standards. Across California, we conducted approximately 650 different tests on over 25,000 water samples for nearly 3,000 constituents last year. We are proud and pleased to confirm that those tests showed that we met every primary and secondary state and federal water quality standard.

**SERVICE:** Last year, we invested more than \$74 million in water infrastructure in the California communities we serve. This investment helps maintain the safety and reliability of the facilities and technology needed to draw, treat, and distribute water.

**VALUE:** While costs to provide water service continue to increase across the country, our investments help us provide high quality water service that remains an exceptional value for such an essential service.

We are proud to continue to supply water that meets or surpasses all state and federal water quality standards. If you have any questions or concerns, you can contact us by phone, email, online at [www.californiaamwater.com](http://www.californiaamwater.com), or in person at our local Customer Center. Please take the time to review this report. It provides details about the source and quality of your drinking water, using data from water-quality testing conducted for your local system between January and December 2019.

Sincerely,

RICHARD SVINDLAND  
President

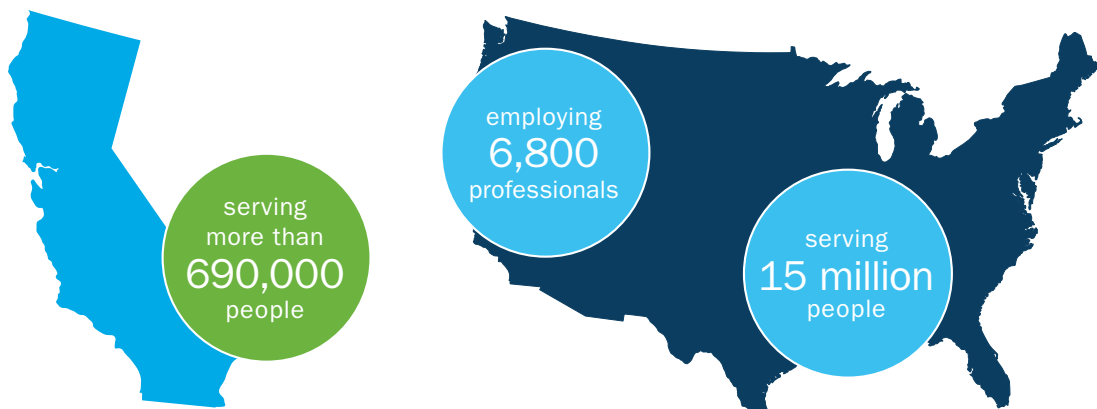



# OUR COMMITMENT TO QUALITY

Once again, we proudly present our Annual Water Quality Report, also referred to as a Consumer Confidence Report (CCR). This CCR covers compliance testing completed through December 2019. As in the past, we are committed to delivering high quality drinking water. To that end, we remain vigilant in meeting the challenges of source water protection, water conservation, environmental compliance, sustainability and community education while continuing to serve the needs of all our water users.

## ABOUT CALIFORNIA AMERICAN WATER (CAW) AND AMERICAN WATER (AW)

California American Water, a subsidiary of American Water Works Company, Inc. (NYSE: AWK), provides high quality and reliable water and/or wastewater services to more than 690,000 people. With a history dating back to 1886, American Water is the largest and most geographically diverse U.S. publicly traded water and wastewater utility company. The company employs more than 6,800 dedicated professionals who provide regulated and market-based drinking water, wastewater and other related services to 15 million people in 46 states. American Water provides safe, clean, affordable and reliable water services to our customers to help keep their lives flowing. For more information, visit [amwater.com](http://amwater.com) and follow American Water on Twitter, Facebook and LinkedIn.



A photograph of a smiling man with a beard, wearing a white long-sleeved shirt, sitting on a light-colored couch and looking at a laptop. The background is a bright, modern living room with a white chair and a guitar visible.

# WHAT IS A CONSUMER CONFIDENCE REPORT (CCR)?

The CCR is an annual water quality report containing data that California American Water and all associated water suppliers collected during 2019. CCRs let consumers know what contaminants, if any, are in their drinking water as well as related health effects. CCRs also include details about where your water comes from and how it is treated. Additionally, they educate customers on what it takes to deliver safe drinking water and highlight the need to protect drinking water sources.

In 2019, we collected numerous samples at various sampling points in your water system. The water quality data presented is a combination of data compiled from American Water's nationally recognized water quality laboratory and local commercial laboratories, all certified in drinking water testing by the State Board's Division of Drinking Water. If you have any questions about this report or your drinking water, please contact our Customer Service Center at (888) 237-1333.



# ABOUT YOUR WATER

The Baldwin Hills water system is served by groundwater sources in the West Central Basin. It is also supplemented with water purchased from the West Basin Municipal Water District. The West Basin Municipal Water District (WBMWD) is an authorized wholesaler of potable treated water received from the Metropolitan Water District of Southern California (MWDSC).

The 2019 Baldwin Hills water system supply consisted of 42 percent well water and 58 percent purchased water from WBMWD. The purchased water received from WBMWD is comprised of surface water treated at MWDSC's Weymouth Water Treatment Plant. MWDSC has two raw surface water sources they use to treat and distribute: the Sacramento River and the Colorado River.

Water is conveyed to Southern California via the California Aqueduct (also known as the State Water Project) and the Colorado River Aqueduct. Drinking water treatment technologies used for this imported surface water included coagulation, flocculation, sedimentation, filtration, and disinfection.

California American Water distributes water for residential and commercial use throughout the communities of Ladera Heights, Windsor Hills, View Park, and unincorporated areas of Los Angeles County. In October 2007, MWDSC began adding fluoride to their treated water at an optimized target level of 0.8 mg/L. Our local groundwater supplies naturally contain fluoride at ~0.6 mg/L. Groundwater supplies are disinfected with chlorine for bacteriological quality of the water in the distribution system. Surface water is disinfected with chloramines.

For more treatment information, please refer to the websites listed in the Water Information Sources for California American Water, the West Basin Municipal Water District and the Metropolitan Water District of Southern California.

A photograph of a family of four crossing a shallow stream. The father, wearing a striped polo shirt and shorts, carries a young child on his hip while holding the hand of another child. The mother, in a white tank top and shorts, holds the hand of the second child. They are stepping on rocks in the water. The background shows lush greenery and a clear sky.

# ABOUT YOUR WATER

## NOTICE OF SOURCE WATER ASSESSMENT (SWA)

An assessment of California American Water's Baldwin Hills system was completed in February 2003. The sources are considered most vulnerable to the following (associated with contaminants detected in the water supply): automobile gas stations, automobile repair shops, automobile body shops, metal plating/finishing/fabricating, landfills/dumps, sewer collections systems, water supply wells, chemical/petroleum processing/storage, and dry cleaners.

A copy of the completed assessment may be viewed at California American Water, 8657 Grand Avenue, Rosemead, CA 91770. You may request a summary of the assessment be sent to you by contacting Shauna Sarras, Water Quality & Environmental Compliance Manager, by phone at (619) 446-4768 or via email at [shauna.sarras@amwater.com](mailto:shauna.sarras@amwater.com).

Large water utilities that use raw surface water are required by the State Board to conduct a Watershed Sanitary Survey every five years to examine possible sources of drinking water contamination. The most recent watershed sanitary surveys for MWDSC's source waters are the Colorado River Watershed Sanitary Survey – 2015 Update, and the State Water Project Watershed Sanitary Survey – 2016 Update, and include suggestions for how to better protect these source waters.

USEPA also requires utilities to complete one Source Water Assessment (SWA) that utilizes information collected in the watershed sanitary surveys. MWDSC completed its SWA in December 2002. The SWA is used to evaluate the vulnerability of water sources to contamination and helps determine whether more protective measures are needed.

MWDSC's supplies are most vulnerable to urban/storm water run-off, wildlife, agriculture, recreation and wastewater. A copy of the assessments can be obtained by contacting MWDSC at (213) 217-6850.



# WHAT ARE THE SOURCES OF CONTAMINANTS?

The sources of drinking water include rivers, lakes, streams, ponds, reservoirs, springs and wells. As water travels over the surface of the land or through the ground, it dissolves naturally occurring minerals and can pick up substances resulting from animal or human activity and even radioactive material. In order to ensure that tap water is safe to drink, USEPA and the State Water Resources Control Board set regulations limiting the amount of certain contaminants in water provided by public water systems. Contaminants that may be present in source water include:

## **ORGANIC CHEMICAL CONTAMINANTS**

including synthetic and volatile organic chemicals, which are by-products of industrial processes and petroleum production, and may also come from gas stations, urban stormwater runoff, agricultural application, and septic systems.

## **INORGANIC CONTAMINANTS**

such as salts and metals, which can be naturally occurring or may result from urban stormwater runoff, industrial or domestic wastewater discharges, oil and gas production, mining, or farming.

## **PESTICIDES AND HERBICIDES**

which may come from a variety of sources, such as agriculture, urban stormwater runoff, and residential uses.

## **MICROBIAL CONTAMINANTS**

such as viruses and bacteria, which may come from sewage treatment plants, septic systems, agricultural livestock operations, and wildlife.

## **RADIOACTIVE CONTAMINANTS**

which can be naturally occurring or may be the result of oil and gas production and mining activities.



# FLUORIDE & UCMR

## FLUORIDE

Fluoride is a naturally occurring substance. It can be present in drinking water from two sources:

1. **By nature** when groundwater comes into contact with fluoride-containing minerals naturally present in the earth; or
2. **By a water purveyor** through addition of fluoride to the water they are providing in the distribution system.

California American Water does not add fluoride to drinking water it produces. MWDSC adds fluoride to the drinking water California American Water purchases from West Basin Municipal Water District.

---

## UNREGULATED CONTAMINANT MONITORING RULE (UCMR)

The USEPA created the Unregulated Contaminants Monitoring Rule (UCMR) to assist them in determining the occurrence of unregulated contaminants in drinking water and whether new regulations are warranted. The first Unregulated Contaminants Monitoring Rule (UCMR1) testing was completed in 2003 for a list of contaminants specified by the USEPA. Unregulated contaminants are those for which the USEPA has not established drinking water standards. UCMR2 testing was conducted between November 2008 and August 2009, and UCMR3

assessment monitoring was conducted between January 2013 and December 2016. The fourth list of contaminants to monitor as part of the UCMR was published by the U.S. EPA in December 2016. UCMR4 testing began in 2018 and will continue until 2020. The results from the UCMR monitoring are reported directly to the USEPA. The results of this monitoring are incorporated in the data tables in this report as appropriate. For more information, contact our Customer Service Center at (888) 237-1333.





# LEAD

## LEAD

If present, elevated levels of lead can cause serious health problems, especially for pregnant women and young children. Lead in drinking water is primarily from materials and components associated with service lines and home plumbing. California American Water is responsible for providing high quality drinking water, but cannot control the variety of materials used in plumbing components.

There are steps that you can take to reduce your household's exposure to lead in drinking water. When your water has been sitting for several hours, you can minimize the potential for lead exposure by flushing your tap for 30 seconds to two minutes before using water for drinking or cooking. If you do so, you may wish to collect the flushed water and reuse it for another beneficial purpose, such as watering plants. For more information, please review our Lead and Drinking Water Fact Sheet at [www.amwater.com/caaw/water-quality/lead-and-drinking-water](http://www.amwater.com/caaw/water-quality/lead-and-drinking-water).

If you are concerned about lead in your water, you may wish to have your water tested. Information on lead in drinking water, testing methods, and steps you can take to minimize exposure is available from the Safe Drinking Water Hotline or at [www.epa.gov/lead](http://www.epa.gov/lead).



# CHLORAMINES

## CHLORAMINES

Chloramines are a California and federally approved alternative to free chlorine for water disinfection. Chloramines minimize disinfection by-product formation. Another benefit of chloramines is improved taste of the water compared to free chlorine. Chloramines are also used by many American Water systems and many other water utilities nationally. Chloramines have the same effect as chlorine for typical water uses with the exception that chloramines must be removed from water used in kidney dialysis and fish tanks or aquariums. Treatments to remove chloramines are different than treatments for removing chlorine. Please contact your physician or dialysis specialist for questions pertaining to kidney dialysis water treatment. Contact your pet store or veterinarian for questions regarding water used for fish and other aquatic life. You may also contact our Customer Service Center at (888) 237-1333 for more chloramine information.



# PFOA/PFOS MONITORING

## PFOA/PFOS Monitoring

Perfluorooctanoic acid (PFOA) and perfluorooctanesulfonic acid (PFOS) are fluorinated organic chemicals that are part of a larger group of chemicals referred to as per- and poly-fluoroalkyl substances (PFASs). PFOS and PFOA have been extensively produced and studied in the United States. They have been used in consumer products such as carpets, clothing, fabrics for furniture, paper packaging for food, and other materials (e.g., cookware) designed to be waterproof, stain-resistant or non-stick. In addition, they have been used in fire-retarding foam and various industrial processes.

Exposure to PFOA and PFOS over certain levels may result in adverse health effects, including developmental effects to fetuses during pregnancy or to breastfed infants (e.g., low birth weight, accelerated puberty, skeletal variations), cancer (e.g., testicular, kidney), liver effects (e.g., tissue damage), immune effects (e.g., antibody production and immunity), thyroid effects and other effects (e.g., cholesterol changes). While people are exposed to PFOS and PFOA largely through food, food packaging, consumer products, and house dust, the exposure through drinking water has become an increasing concern due to the tendency of PFASs to accumulate in groundwater. In 2019, Division of Drinking Water (DDW) established Notification Levels (NLs) at 6.5 ppt for PFOS and 5.1 ppt for PFOA in drinking water.

California American Water conducted voluntary PFOA/PFOS monitoring in the source waters of Baldwin Hills water system in 2019. PFOA and PFOS were not detected in the water above the detection limits for the testing.

A photograph of a young woman with long dark hair, smiling broadly and looking off to the side. She is wearing a red jacket and holding a teal water bottle. The background is a soft-focus outdoor setting with trees and a building.

# EDUCATIONAL & SPECIAL HEALTH INFORMATION

Drinking water, including bottled water, may reasonably be expected to contain at least small amounts of some contaminants. The presence of contaminants does not necessarily indicate that water poses a health risk. More information about contaminants and potential health effects can be obtained by calling the USEPA's Safe Drinking Water Hotline at (800) 426-4791.

Some people may be more vulnerable to contaminants in drinking water than the general population. Immunocompromised persons such as persons with cancer undergoing chemotherapy, persons who have undergone organ transplants, people with HIV/AIDS or other immune system disorders, some elderly, and infants may be particularly at risk for infections. These people should seek advice about drinking water from their health care providers. USEPA/Centers for Disease Control and Prevention (CDC) guidelines on appropriate means to lessen the risk of infection by microbial contaminants are available through the USEPA's Safe Drinking Water Hotline at (800) 426-4791.

### **Special Note for Residents Considering Tankless Water Heaters**

Some residents in the Baldwin Hills system have experienced problems when they switched from the older conventional water heaters to the newer tankless water heaters. Problems experienced include particle formation, screen clogging, reduced water pressure, heat exchanger fouling, and unit failure. Please take the time to consider this information before purchasing and installing one of these units.



# MEASUREMENTS

Water is sampled and tested consistently throughout the year to ensure the best possible quality. Contaminants are measured in:

- **Parts per million (ppm) or milligrams per liter (mg/L)**
- **Parts per billion (ppb) or micrograms per liter (µg/L)**
- **Parts per trillion (ppt) or nanograms per liter (ng/L)**
- **Grains per gallon (grains/gal)** – A measurement of water hardness often used for sizing household water softeners. One grain per gallon is equal to 17.1 mg/L of hardness.
- **MicroSiemens per centimeter (µS/cm)** – A measurement of a solution’s ability to conduct electricity.
- **Nephelometric Turbidity Units (NTU)** – A measurement of the clarity of water. Turbidity in excess of 5 NTU is noticeable to the average person.
- **PicoCuries per liter (pCi/L)** – A measurement of radioactivity in water.

## PARTS PER MILLION:


1 second  
in 12 days

## PARTS PER BILLION:

1 second  
in 32 years

## PARTS PER TRILLION:

1 second  
in 32,000 years



A woman with curly hair, wearing a red long-sleeved shirt, is sitting at a table in a kitchen, looking at a laptop. The background shows a kitchen sink, a window with a view of trees, and kitchen cabinets.

## HOW TO READ THIS TABLE

California American Water conducts extensive monitoring to determine if your water meets all water quality standards. The results of our monitoring are reported in the following tables. While most monitoring was conducted in 2019, certain substances are monitored less than once per year because the levels do not change frequently. For help with interpreting this table, see the “Definition of Terms” section.

- 1 Starting with a **Substance**, read across.
- 2 **Year Sampled** is usually in 2019 or year prior.
- 3 **MCL/MRDL/Action Level** shows the highest level of substance (contaminant) allowed.
- 4 **MCLG/PHG/MRDLG** is the goal level for that substance (this may be lower than what is allowed).
- 5 **Average Amount Detected** represents the measured amount (less is better).
- 6 **Range** tells the highest and lowest amounts measured.
- 7 A **No** under **Violation** indicates government requirements were met.
- 8 **Typical Source** tells where the substance usually originates.

Unregulated substances are measured, but maximum contaminant levels have not been established by the government.

## Water Quality Results

### Regulated Substances (Measured on the Water Within the Distribution System or Leaving the Treatment Facilities)

Substance (Units)	Year Sampled*	MCL	PHG (MCLG)	42% Baldwin Hills Wells		58% MWD - Weymouth		Violation	Major Sources in Drinking Water
				Average Amount Detected	Range Low - High	Average Amount Detected	Range Low - High		
Gross Alpha Particle Activity (pCi/L)	2018 & 2019	15	(0)	3.8	ND - 7.5	ND	ND	No	Erosion of natural deposits
Uranium (pCi/L)	2018	20	0.43	ND	ND - 0.01	ND	ND	No	Erosion of natural deposits
Strontium-90 (pCi/L)	2018	8	0.35	0.47	0.47	ND	ND	No	Decay of natural and man-made deposits
Aluminum (ppm)	2019 (RAA)	1	0.6	ND	ND	0.12	ND - 0.11	No	Erosion of natural deposits; Residue from some surface water treatment processes
Barium (ppb)	2018 & 2019	1,000	2,000	100	100	ND	ND	No	Oil and metal refineries discharge; natural deposits erosion
Fluoride (ppm) <sup>1</sup>	2018 & 2019	2	1	0.6	ND - 1.1	0.7	0.6 - 0.9	No	Erosion of natural deposits; Water additive which promotes strong teeth; discharge from fertilizer and aluminum factories
Nitrate as N (ppm)	2018 & 2019	10	10	1.40	0.20 - 2.59	0.5	0.5	ND	Runoff and leaching from fertilizer use; Leaching from septic tanks and sewage; Erosion of natural deposits
Trichloroethylene (TCE) (ppb)	2018	5	0.8	0.6	ND - 1.10	ND	ND	No	Discharge from industrial and agricultural factories; solvent used in production of TCE, pesticides, varnish, and lacquers
Total Trihalomethanes (TTHM) (ppb) <sup>2</sup>	2019 (LRAA)	80	NS	18.7	4.9 - 32.7	27	14 - 31	No	By-product of drinking water disinfection
Total Haloacetic Acids <sup>2</sup> (HAA5) (ppb)	2019 (LRAA)	60	NS	8.4	2.3 - 16.6	6	ND - 9	No	By-product of drinking water disinfection
Chloramines (ppm) <sup>3</sup>	2019 (RAA)	MRDL = 4.0	MRDL = 4.0	1.46	1.16 - 1.55	2.4	0.5 - 2.9	No	Drinking water disinfectant added for treatment
Bromate (ppb) <sup>3</sup>	2019 (RAA)	10	0.1	NA	NA	1.9	ND - 8.1	No	By-product of drinking water ozonation
Total Organic Carbon (TOC) (ppm) <sup>3</sup>	2019 (RAA)	TT=2 <sup>4</sup>	NA	NA <sup>5</sup>	NA	2.4	1.7 - 2.6	No	Various natural and man-made sources; TOC is a precursor for the formation of disinfection byproducts

<sup>1</sup> California American Water does not add fluoride to the water in the Baldwin Hills system. MWD treats their water by adding fluoride to the naturally occurring level in order to help prevent dental caries in consumers. The fluoride levels in the treated water are maintained within a range of 0.6 - 1.2 ppm, as required by State Water Resources Control Board (SWRCB), Division of Drinking Water (DDW). MWD was in compliance with all provisions of the State's fluoridation system requirements. Fluoride feed systems were temporarily out of service during treatment plant shutdowns and/or maintenance work in 2019, resulting in occasional fluoride levels below 0.6 mg/L. The "Average Amount Detected" is the Highest Running Annual Average.

<sup>2</sup> TTHM/HAA5 - Although there is no collective MCLG for this contaminant group, there are individual MCLGs for some of the individual contaminants. Trihalomethanes: bromodichloromethane (zero); bromoform (zero); chloroform (0.07mg/L); dibromochloromethane (0.06 mg/L). Haloacetic Acids: Dichloroacetic Acid (zero); Trichloroacetic Acid (0.02mg/L). Monochloroacetic Acid (0.07mg/L), Bromoacetic Acid and Dibromoacetic Acid are regulated with this group but have no MCLGs. Compliance is based on quarterly Locational Running Annual Averages (LRAA). The "Average Amount Detected" is the Highest LRAA.

<sup>3</sup> The "Average Amount Detected" is the Highest Running Annual Average

<sup>4</sup> Treatment requirement if average TOC > 2

<sup>5</sup> Only surface water sources must comply with PDWS for Control of Disinfection By-Product Precursors and turbidity

### Secondary Substances (Measured on the Water Leaving the Treatment Facility or Within the Distribution System)

Substance (Units)	Year Sampled*	SMCL <sup>6</sup>	PHG (MCLG)	42% Baldwin Hills Wells		58% MWD - Weymouth		Violation	Major Sources in Drinking Water
				Average Amount Detected	Range Low - High	Average Amount Detected	Range Low - High		
Aluminum (ppb)	2019 (RAA)	200	600	ND	ND	122	ND - 110	No	Erosion of natural deposits; residual from some surface water treatment processes
Chloride (ppm)	2018 & 2019	500	NS	64	63 - 65	50	46 - 55	No	Runoff/leaching from natural deposits; seawater influence
Color (color units)	2018 & 2019	15	NS	0.03	ND - 5	ND	ND - 1	No	Naturally-occurring organic materials
Manganese (ppm)	2018 & 2019	50	NS	7.12	ND - 21	ND	ND	No	Leaching from natural deposits
Odor (odor units)	2019	3	NS	1	ND - 2	1	1	No	Naturally-occurring organic materials
Specific Conductance (µmho/cm)	2016 & 2019	1,600	NS	765	710 - 790	469	435 - 503	No	Substances that form ions when in water; seawater influence
Sulfate (ppm)	2016 & 2019	500	NS	93	86 - 110	73	65 - 81	No	Runoff/leaching from natural deposits; industrial wastes
Total Dissolved Solids (ppm)	2016 & 2019	1,000	NS	465	430 - 480	266	244 - 289	No	Runoff/leaching from natural deposits
Turbidity (NTU)	2016 & 2019	5	NS	0.06	ND - 1.1	ND	ND	No	Soil Runoff

<sup>6</sup> Secondary MCLs are set to protect the odor, taste, and appearance of drinking water. These contaminants are not considered to present a risk to human health at the SMCL.

### Bacterial Results (from the Baldwin Hills Distribution System)

Substance (Units)	Year Sampled	MCL	PHG (MCLG)	Highest Percentage Detected	Violation	Major Sources in Drinking Water
Total Coliform Bacteria	2019	More than 5% of monthly samples are positive	0	0.016%	No	Naturally present in the environment

**Turbidity - A Measure of the Clarity of the Water (at the MWD - Weymouth Water Treatment Plant)**

Substance (Units)	Year Sampled	MCL	PHG (MCLG)	Highest Single Measurement	Violation	Major Sources In Drinking Water
Turbidity (NTU)	2019	TT = 1 NTU	N/A	0.04	No	Soil runoff
		TT = 95% of samples ≤0.3 NTU		100%		

**Unregulated Substances (Measured on the Water Leaving the Treatment Facility or within the Distribution System)**

Substance (Units)	Year Sampled*	Notification Level (NL)	42% Baldwin Hills Wells		58% MWD - Weymouth	
			Results	Range	Results	Range
				Low-High		Low-High
Boron (ppm)	2018 & 2019	1,000	157	155 - 159	120	120
Chlorate (ppb)	2018 & 2019	800	NA	NA	42	42
N-Nitrosodimethylamine (NDMA) (ppt)	2018	10	NA	NA	2.2	2.2
Strontium (ppb)	2018	NS	700	700	ND	ND
Vanadium (ppb)	2018 & 2019	50	2	ND - 4	ND	ND
Manganese (ppb)	2018 & 2019	50	4.9	0.74 - 21	ND	ND
Total Haloacetic Acids (HAA5) (ppb)	2018 & 2019	60	6	1.9 - 17	NA	NA
HAA6Br (ppb) <sup>7</sup>	2018 & 2019	NS	6.1	1.9 - 10	NA	NA
HAA9 (ppb) <sup>8</sup>	2018 & 2019	NS	8.8	2.5 - 19	NA	NA

<sup>7</sup> HAA6Br: Bromochloroacetic acid, bromodichloroacetic acid, dibromoacetic acid, dibromochloroacetic acid, monobromoacetic acid, and tribromoacetic acid.

<sup>8</sup> HAA9: Bromochloroacetic acid, bromodichloroacetic acid, chlorodibromoacetic acid, dibromoacetic acid, dichloroacetic acid, monobromoacetic acid, monochloroacetic acid, tribromoacetic acid, and trichloroacetic acid.

**Tap Water Samples: Lead and Copper Results (from the Baldwin Hills Distribution System)**

Contaminant (CCR Units)	Year Sampled	MCL	PHG	Number of Samples	Amount Detected at the 90th Percentile	Homes Above Action Level	Violation	Major Sources In Drinking Water
Copper (ppm)	2019	1.3	0.3	32	0.158	0	No	Internal corrosion of household plumbing systems; Erosion of natural deposits; Leaching from wood preservatives
Lead (ppb)	2019	AL = 15	0.2	32	0	1	No	Internal corrosion of household water plumbing systems; discharges from industrial manufacturers; erosion of natural deposits

**Additional Water Quality Parameters of Interest**

This table shows the average levels of additional water quality parameters, many of which are often of interest to consumers. Values shown are averages of operating data for 2019. Values may vary from day to day. There are no health-based limits for these substances in drinking water.

Substance (Units)	Year Sampled*	42% Baldwin Hills Wells		58% MWD - Weymouth	
		Average Amount Detected	Range Low - High	Average Amount Detected	Range Low - High
Alkalinity as CaCO <sub>3</sub> (ppm)	2016 & 2019	96	72 - 210	68	67 - 70
Calcium (ppm)	2016 & 2019	82	76 - 86	25	23 - 27
Magnesium (ppm)	2016 & 2019	19	18 - 20	12	12-Nov
Potassium (ppm)	2016 & 2019	4.03	4 - 4.1	2.4	2.2 - 2.7
Sodium (ppm) <sup>9</sup>	2016 & 2019	50	48 - 52	50	46 - 54
Silica (ppm)	2018	26	25 - 27	NA	NA
pH (pH units)	2019	8.1	7.8 - 8.4	8.5	8.5
Total Hardness as CaCO <sub>3</sub> (ppm) <sup>10</sup>	2016 & 2019	290	290	108	101 - 116
Total Hardness as CaCO <sub>3</sub> (grains per gallon) <sup>10</sup>	2016 & 2019	17	15 - 18	6.3	6 - 7

<sup>9</sup> "Sodium" refers to the salt present in the water and is generally naturally occurring.

<sup>10</sup> "Hardness" is the sum of polyvalent cations present in the water, generally magnesium and calcium. The cations are usually naturally occurring

\* The State allows us to monitor for some contaminants less than once per year because the concentrations of these contaminants do not change frequently. Some of our data, though representative, are more than one year old.

Additional Monitoring - In addition to the parameters in this table, other parameters were monitored for, including regulated pesticides, herbicides, petroleum by-products and metals. None of those parameters were detected in the water. If you have any questions about this report or your drinking water, please call Customer Service at 1-888-237-1333.





# DEFINITION OF TERMS

**Action Level (AL):** The concentration of a contaminant, which, if exceeded, triggers treatment or other requirements, that a water system must follow.

**DDW:** Division of Drinking Water

**LRAA:** Locational Running Annual Average

**Maximum Contaminant Level (MCL):** The highest level of a contaminant that is allowed in drinking water. MCLs are set as close to the MCLGs as feasible using the best available treatment technology. Secondary MCLs (SMCL) are set to protect the odor, taste, and appearance of drinking water.

**Maximum Contaminant Level Goal (MCLG):** The level of a contaminant in drinking water below which there is no known or expected risk to health. MCLGs allow for a margin of safety.

**Maximum Residual Disinfectant Level (MRDL):** The highest level of disinfectant allowed in drinking water. There is convincing evidence that addition of a disinfectant is necessary for control of microbial contaminants.

**Maximum Residual Disinfectant Level Goal (MRDLG):** The level of a drinking water disinfectant below which there is no known or expected risk to health. MRDLGs do not reflect the benefits of the use of disinfectants to control microbial contaminants.

**MFL:** Million fibers per liter.

**micromhos per centimeter ( $\mu\text{mhos/cm}$ ):** A measure of electrical conductance.

**NA:** Not applicable

**N/A:** No data available

**ND:** Not detected

**Nephelometric Turbidity Units (NTU):** Measurement of the clarity, or turbidity, of the water.

**Notification Level (NL):** The concentration of a contaminant, which, if exceeded, requires notification to DDW and the consumer. Not an enforceable standard.

**pH:** A measurement of acidity, 7.0 being neutral.

**picocuries per liter (pCi/L):** Measurement of the natural rate of disintegration of radioactive contaminants in water (also beta particles).

**parts per billion (ppb):** One part substance per billion parts water, or micrograms per liter.

**parts per million (ppm):** One part substance per million parts water, or milligrams per liter.

**parts per trillion (ppt):** One part substance per trillion parts water, or nanograms per liter.

**Primary Drinking Water Standard (PDWS):** MCLs for contaminants that affect health along with their monitoring and reporting requirements and water treatment requirements.

**Public Health Goal (PHG):** The level of a contaminant in drinking water below which there is no known or expected risk to health. PHGs are set by the California EPA.

**RAA:** Running Annual Average

**Secondary Maximum Contaminant Level (SMCL):** Secondary MCLs are set to protect the odor, taste, and appearance of drinking water.

**SWRCB:** State Water Resources Control Board

**TON:** Threshold Odor Number

**Total Dissolved Solids (TDS):** An overall indicator of the amount of minerals in water.

**Treatment Technique (TT):** A required process intended to reduce the level of a contaminant in drinking water.

**Variations and Exemptions:** State or USEPA permission not to meet an MCL or utilize a treatment technique under certain conditions.

**%:** Percent



# HOW TO CONTACT US

If you have any questions about this report, your drinking water, or service, please call California American Water's Customer Service toll free at (888) 237-1333.

## WATER INFORMATION SOURCES

### California American Water

[www.californiaamwater.com](http://www.californiaamwater.com)

### State Water Resources Control Board (State Board), Division of Drinking Water (DDW)

[www.waterboards.ca.gov/drinking\\_water/programs/index.shtml](http://www.waterboards.ca.gov/drinking_water/programs/index.shtml)

### United States Environmental Protection Agency (USEPA)

[www.epa.gov/safewater](http://www.epa.gov/safewater)

### Safe Drinking Water Hotline

(800) 426-4791

### Centers for Disease Control and Prevention

[www.cdc.gov](http://www.cdc.gov)

### Metropolitan Water District of Southern California

[www.mwdh2o.com](http://www.mwdh2o.com)

### West Basin Municipal Water District

[www.westbasin.org](http://www.westbasin.org)

### American Water Works Association

[www.awwa.org](http://www.awwa.org)

### Water Quality Association

[www.wqa.org](http://www.wqa.org)

### National Library of Medicine/National Institute of Health

[www.nlm.nih.gov/medlineplus/drinkingwater.html](http://www.nlm.nih.gov/medlineplus/drinkingwater.html)

This report contains important information about your drinking water. Translate it, or speak with someone who understands it at (888) 237-1333.

Este informe contiene información muy importante sobre su agua potable. Tradúzcalo o hable con alguien que lo entienda bien al (888) 237-1333.

Ntawm no yog ib co lus qhia tseem ceeb heev txog koj cov dej seb huv npaum li cas. Yog tias koj xav tau kev pab txhais cov lus qhia no, thov hu rau peb ntawm (888) 237-1333.

這是關於您的水質的十分重要的資訊。如果您需要幫助翻譯此資訊請致電(888) 237-1333 與我們聯繫。

आपके पानी की गुणवत्ता के बारे में यह बहुत महत्वपूर्ण सूचना है। यदि इस सूचना के अनुवाद के लिए आपको सहायता की जरूरत हो, तो कृपया (888) 237-1333 पर हमें काल करें।

Это очень важная информация о качестве Вашей воды. Если Вам требуется перевод этой информации, позвоните нам по телефону (888) 237-1333.

Ito ay isang napakahalagang impormasyon tungkol sa kalidad ng iyong tubig. Kung iyong kailangan ng tulong sa pagsalin ng impormasyon na ito, mangyaring tumawag sa amin sa (888) 237-1333.

Đây là thông tin rất quan trọng về chất lượng nước của quý vị. Nếu quý vị cần thông dịch thông tin này, xin gọi chúng tôi theo số (888) 237-1333.