

## Consumer Confidence Report Certification Form


*Please see the attached copy of CCR.*

*Please see the attached copy of the mailing distribution list.*

Water System Name:	City of El Monte Water Dept
Water System Number:	CA1910038

The water system named above hereby certifies that its Consumer Confidence Report was distributed on 6-24-2025 (date) to customers (and appropriate notices of availability have been given). Further, the system certifies that the information contained in the report is correct and consistent with the compliance monitoring data previously submitted to the State Water Resources Control Board, Division of Drinking Water (DDW).

Certified by:

Name: Don Nguyen	Title: Utility Manager
Signature: 	Date: 7/20/25
Phone number: (626) 258-8603	Email: dnguyen@elmonteca.gov

*The following CCR delivery methods were used and good-faith efforts taken:*

- ☐ CCR was distributed by mail or other direct delivery methods (attach description of other direct delivery methods used).
- ☒ CCR was distributed using electronic delivery methods described in the Guidance for Electronic Delivery of the Consumer Confidence Report (water systems utilizing electronic delivery methods must complete the second page).
- ☒ "Good faith" efforts were used to reach non-bill paying consumers. Those efforts included the following methods:
  - ☒ Posting the CCR at the following URL: [www.ci.el-monte.ca.us/673/Consumer-Confidence-Report](http://www.ci.el-monte.ca.us/673/Consumer-Confidence-Report)
  - ☐ Mailing the CCR to postal patrons within the service area (attach zip codes used)
  - ☐ Advertising the availability of the CCR in news media (attach copy of press release)
  - ☐ Publication of the CCR in a local newspaper of general circulation (attach a copy of the published notice, including name of newspaper and date published)
  - ☒ Posted the CCR in public places (attach a list of locations)
  - ☐ Delivery of multiple copies of CCR to single-billed addresses serving several persons, such as apartments, businesses, and schools

- ☐ Delivery to community organizations (attach a list of organizations)
- ☐ Publication of the CCR in the electronic city newsletter or electronic community newsletter or listserv (attach a copy of the article or notice)
- ☐ Electronic announcement of CCR availability via social media outlets (attach list of social media outlets utilized)
- ☒ Other (attach a list of other methods used)
- ☐ For systems serving at least 100,000 persons: Posted CCR on a publicly-accessible internet site at the following URL: www.\_\_\_\_\_
- ☐ For privately-owned utilities: Delivered the CCR to the California Public Utilities Commission

### Consumer Confidence Report Electronic Delivery Certification

- ☒ Water system mailed a notification that the CCR is available and provides a direct URL to the CCR on a publicly available website where it can be viewed (attach a copy of the mailed CCR notification). URL: www.https://elmonteca.gov/673/Consumer-Confidence-Report
- ☐ Water system emailed a notification that the CCR is available and provides a direct URL to the CCR on a publicly available site on the Internet where it can be viewed (attach a copy of the emailed CCR notification). URL: www.\_\_\_\_\_
- ☐ Water system emailed the CCR as an electronic file email attachment.
- ☐ Water system emailed the CCR text and tables inserted or embedded into the body of an email, not as an attachment (attach a copy of the emailed CCR).
- ☐ Requires prior DDW review and approval. Water system utilized other electronic delivery method that meets the direct delivery requirement.

*The following electronic delivery procedures were taken, including good-faith efforts to ensure delivery to customers unable to receive electronic delivery.*

Notice in Water Bills to opt in to receive direct mailing of CCR two billing cycles prior and two billing cycles
after July 1, 2025 publication/distribution requirement.

*This form is intended to meet the certification requirement of section 64483(c) of the California Code of Regulations.*

Notice of CCR availability on website, request to receive direct mailing, and available at City Clerks, Engineering, and Public Works Counters.

Copies of CCR are available at the Public Works table at the Farmer's Market Nights - Thursdays 6-9. Staff is available to answer any questions.

# ANNUAL WATER QUALITY REPORT

Reporting Year 2024



***Presented By***  
**City of El Monte**

Este informe contiene información muy importante sobre su agua potable. Tradúzcalo o hable con alguien que lo entienda bien.

此份有关你的食水报告，  
内有重要资料和讯息，  
他人替你翻译及解释清楚。

Chi tiết này thật quan trọng.  
Xin nhờ người dịch cho quý vị.

PWS ID#: 1910038





## Our Commitment

The City of El Monte is committed to keeping you informed about the quality of your drinking water. We are pleased to present to you this year's annual water quality report. This report is a snapshot of last year's water quality covering all testing performed between January 1 and December 31, 2024. Included are details about your source of water, what it contains, and how it compares to standards set by regulatory agencies. Our constant goal is to provide you with a safe and dependable supply of drinking water. We want you to understand the efforts we make to continually improve the water treatment process and protect our water resources. We are committed to ensuring the quality of your water and providing you with this information because informed customers are our best allies.

## Where Does My Drinking Water Come From?

The City of El Monte's water supply comes from groundwater in the Main San Gabriel Groundwater Basin extracted by production wells located in the City of El Monte and City of Rosemead. The water is disinfected with chlorine before it is delivered to your home.

## Drinking Water Source Assessment

In accordance with the federal Safe Drinking Water Act, an assessment of the drinking water sources for the City of El Monte was completed in December 2002. The purpose of the drinking water source assessment is to promote source water protection by identifying types of activities in the proximity of the drinking water sources that could pose a threat to the water quality. The assessment concluded that the City of El Monte's sources are considered most vulnerable to the following activities or facilities associated with contaminants detected in the water supply: airport maintenance/fueling areas, dry cleaners, metal plating/finishing/fabricating, fleet/truck/bus terminals, and gasoline stations. In addition, the sources are considered most vulnerable to the following activities or facilities not associated with contaminants detected in the water supply: boat services/repair/refinishing and leaking of underground storage tanks.

An additional assessment was conducted prior to the inclusion of additional drinking water sources in 2019. This assessment concluded that the City of El Monte's additional sources are considered most vulnerable to activities associated with the following industrial manufacturing facilities: electronics, aviation, navigational and vibration analysis equipment, aircraft flooring, glass containers, generators, high-precision instruments, precision sheet metals, spring coils, nails, industrial paint, flow meters, name plates, gazebos and patio furniture, paper printing, metal plating, chemical handling and transfer, and dry cleaning. A copy of the complete assessment is available at the City of El Monte Water Department, 3990 Arden Drive. You may request a summary of the assessment by contacting Don Nguyen at (626) 258-8603.

## Important Health Information

Nitrate in drinking water at levels above 10 parts per million (ppm) is a health risk for infants of less than six months of age. Such nitrate levels in drinking water can interfere with the capacity of the infant's blood to carry oxygen, resulting in a serious illness. Symptoms include shortness of breath and blueness of the skin. Nitrate levels above 10 ppm may also affect the ability of blood to carry oxygen in other individuals, such as pregnant women and those with certain specific enzyme deficiencies. If you are caring for an infant, or you are pregnant, you should ask advice from your health-care provider.

Some people may be more vulnerable to contaminants in drinking water than the general population. Immunocompromised persons such as persons with cancer undergoing chemotherapy, persons who have undergone organ transplants, people with HIV/AIDS or other immune system disorders, some elderly, and infants can be particularly at risk from infections. These people should seek advice about drinking water from their health-care providers. U.S. Environmental Protection Agency (U.S. EPA)/Centers for Disease Control and Prevention (CDC) guidelines on appropriate means to lessen the risk of infection by *Cryptosporidium* and other microbial contaminants are available from the Safe Drinking Water Hotline at (800) 426-4791 or [epa.gov/safewater](http://epa.gov/safewater).


## Public Meetings

Regularly scheduled meetings of the City of El Monte City Council are held on the second and fourth Wednesday of each month at 6:00 p.m. at 11333 East Valley Boulevard. These meetings provide an opportunity for public participation in decisions that may affect the quality of your water.



## QUESTIONS?

For more information about this report, or for any questions relating to your drinking water, please contact Don Nguyen at (626) 258-8603 or [dnguyen@elmonteca.gov](mailto:dnguyen@elmonteca.gov).



## What Contaminants May Be Present In Sources of Drinking Water?

The sources of drinking water (both tap water and bottled water) include rivers, lakes, streams, ponds, reservoirs, springs, and wells. As water travels over the surface of the land or through the ground, it dissolves naturally occurring minerals and, in some cases, radioactive material and can pick up substances resulting from the presence of animals or from human activity.

Contaminants that may be present in source water include:

Microbial Contaminants, such as viruses and bacteria, which may come from sewage treatment plants, septic systems, agricultural livestock operations, and wildlife.

Inorganic Contaminants, such as salts and metals, which can be naturally occurring or result from urban stormwater runoff, industrial or domestic wastewater discharges, oil and gas production, mining, or farming.

Pesticides and Herbicides, which may come from a variety of sources such as agriculture, urban stormwater runoff, and residential uses.

Organic Chemical Contaminants, including synthetic and volatile organic chemicals, which are by-products of industrial processes and petroleum production and can also come from gas stations, urban stormwater runoff, agricultural application, and septic systems.

Radioactive Contaminants, that can be naturally occurring or the result of oil and gas production and mining activities.

To ensure that tap water is safe to drink, the U.S. EPA and the State Water Resources Control Board (SWRCB) prescribe regulations that limit the amount of certain contaminants in water provided by public water systems. Food and Drug Administration (FDA) regulations and California law also establish limits for contaminants in bottled water that provide the same protection for public health.

Drinking water, including bottled water, may reasonably be expected to contain at least small amounts of some contaminants. The presence of contaminants does not necessarily indicate that water poses a health risk. More information about contaminants and potential health effects can be obtained by calling the U.S. EPA's Safe Drinking Water Hotline at (800) 426-4791.



### Additional Information

The results reported in the table are averages and show a range (minimum and maximum) of concentrations of the constituents detected in your drinking water during 2024 or from the most recent tests, except for the sum of five haloacetic acids (HAA5), total trihalomethanes (TTHM), lead, copper, and chlorine residual. Reporting for these substances is described below.

All wells and treated water were sampled in 2024. Samples were collected in the distribution system in 2024. The highest running annual average for chlorine residual, HAA5, and TTHM is reported as "Amount Detected." The minimum and maximum results for chlorine residual, HAA5, and TTHM are reported as "Range." Lead and copper results are reported as the 90th percentile of all sample data.




## Lead in Home Plumbing

Lead can cause serious health effects in people of all ages, especially pregnant people, infants (both formula-fed and breastfed), and young children. Lead in drinking water is primarily from materials and parts used in service lines and in home plumbing. The City of El Monte is responsible for providing high-quality drinking water and removing lead pipes but cannot control the variety of materials used in the plumbing in your home. Because lead levels may vary over time, lead exposure is possible even when your tap sampling results do not detect lead at one point in time. You can help protect yourself and your family by identifying and removing lead materials within your home plumbing and taking steps to reduce your family's risk. Using a filter certified by an American National Standards Institute-accredited certifier to reduce lead is effective in reducing lead exposures. Follow the instructions provided with the filter to ensure it is used properly. Use only cold water for drinking, cooking, and making baby formula. Boiling does not remove lead from water.

Before using tap water for drinking, cooking, or making baby formula, flush your pipes for several minutes. You can do this by running your tap, taking a shower, or doing laundry or a load of dishes. If you have a lead or galvanized service line requiring replacement, you may need to flush your pipes for a longer period. If you are concerned about lead in your water and wish to have it tested, please contact Don Nguyen at (626) 258-8603. Information on lead in drinking water, testing methods, and steps you can take to minimize exposure is available at [epa.gov/safewater/lead](https://epa.gov/safewater/lead).

To address lead in drinking water, public water systems were required to develop and maintain an inventory of service line materials by October 16, 2024. Developing an inventory and identifying the location of lead service lines (LSL) is the first step for beginning LSL replacement and protecting public health. The lead service inventory was completed in 2024 and may be requested. Please contact us if you would like more information about the inventory or any lead sampling that has been done.



# What Is the Quality of My Drinking Water?

The City of El Monte routinely tests for chemical and biological contaminants in your drinking water in accordance with the U.S. EPA and the SWRCB, Division of Drinking Water (DDW), monitoring requirements. The tables in this report show the results of our testing for 2024. The tables list all the contaminants detected in your drinking water that have federal and state drinking water standards. Detected unregulated contaminants of interest are also included.

During 2024 drinking water provided by the City of El Monte met or surpassed all federal and state drinking water standards. We remain dedicated to providing you with a reliable supply of high-quality drinking water.

The state allows us to test for some contaminants less than once per year because the concentrations of these contaminants in groundwater do not change frequently. Some of our data, although representative, is more than a year old.

CITY OF EL MONTE GROUNDWATER							
Primary Drinking Water Standards – Health Related Standards							
SUBSTANCE (UNIT OF MEASURE)	YEAR SAMPLED	MCL [MRDL]	PHG (MCLG) [MRDLG]	AMOUNT DETECTED	RANGE LOW-HIGH	VIOLATION	TYPICAL SOURCE
<i>E. coli</i> [at the groundwater source] (positive samples)	2024	TT <sup>1</sup>	0	0	NA	No	Human and animal fecal waste in untreated groundwater
Fluoride (ppm)	2024	2.0	1	0.58	0.32–0.86	No	Erosion of natural deposits; Water additive that promotes strong teeth; Discharge from fertilizer and aluminum factories
Gross Alpha Particle Activity <sup>2</sup> (pCi/L)	2023	15	(0)	<3	ND–7.8	No	Erosion of natural deposits
Hexavalent Chromium (ppb)	2024	10	20	4.51	3.5–5.6	No	Erosion of natural deposits
Nitrate [as nitrogen] (ppm)	2024	10	10	5.6	2.4–7.1	No	Runoff and leaching from fertilizer use; Leaching from septic tanks and sewage; Erosion of natural deposits
Tetrachloroethylene [PCE] (ppb)	2024	5	0.06	0.145	ND–1.6	No	Discharge from factories, dry cleaners, and auto shops (metal degreaser)
Trichloroethylene [TCE] (ppb)	2024	5	1.7	0.37	ND–5.5	No	Discharge from metal degreasing sites and other factories
Uranium (pCi/L)	2023	20	0.43	4.3	2.2–8.0	No	Erosion of natural deposits
Secondary Drinking Water Standards – Aesthetic Standards, Not Health-Related							
SUBSTANCE (UNIT OF MEASURE)	YEAR SAMPLED	MCL [MRDL]	PHG (MCLG) [MRDLG]	AMOUNT DETECTED	RANGE LOW-HIGH	VIOLATION	TYPICAL SOURCE
Chloride (ppm)	2024	500	NS	16	12–24	No	Runoff/leaching from natural deposits; Seawater influence
Copper (ppm)	2024	1.0	NS	0.09236	ND–0.76	No	Internal corrosion of household plumbing systems; Erosion of natural deposits; Leaching from wood preservatives
Iron (ppb)	2024	300	NS	ND	NA	No	Leaching from natural deposits; Industrial wastes
Specific Conductance (µmho/cm)	2024	1,600	NS	598	460–800	No	Substances that form ions when in water; Seawater influence
Sulfate (ppm)	2024	500	NS	42	21–66	No	Runoff/leaching from natural deposits; Industrial wastes
Total Dissolved Solids (ppm)	2024	1,000	NS	361	270–500	No	Runoff/leaching from natural deposits
Turbidity (ppm)	2024	5	NS	0.54	ND–1.80	No	Soil runoff





Other Constituents of Interest				
SUBSTANCE (UNIT OF MEASURE)	YEAR SAMPLED	AMOUNT DETECTED	RANGE LOW-HIGH	TYPICAL SOURCE
Hardness, Total [as CaCO3] (ppm)	2024	266	200–380	Sum of naturally occurring polyvalent cations, generally magnesium and calcium
Perfluorohexanesulfonic Acid [PFHxS] (ppt)	2024	2.5	ND–4.6	Discharge from industrial activities
Perfluorohexanoic Acid [PFHxA] (ppt)	2024	<1.8	NA	Discharge from industrial activities
Perfluorooctanesulfonic Acid [PFOS] (ppt)	2024	<5	NA	Discharge from industrial activities
Perfluoropentanoic Acid [PFPeA] (ppt)	2024	<2	NA	Discharge from industrial activities
Sodium (ppm)	2024	21	14–25	Erosion of natural deposits

CITY OF EL MONTE DISTRIBUTION SYSTEM

Primary Drinking Water Standards – Health Related Standards							
SUBSTANCE (UNIT OF MEASURE)	YEAR SAMPLED	MCL [MRDL]	PHG (MCLG) [MRDLG]	AMOUNT DETECTED	RANGE LOW-HIGH	VIOLATION	TYPICAL SOURCE
HAA5 [sum of 5 haloacetic acids] (ppb)	2024	60	NA	<6	NA	No	By-product of drinking water disinfection
TTHM [total trihalomethanes] (ppb)	2024	80	NA	4.02	ND–6.1	No	By-product of drinking water disinfection
Chlorine (ppm)	2024	[4.0 (as Cl2)]	[4 (as Cl2)]	0.86	0.36–1.28	No	Drinking water disinfectant added for treatment

Unregulated Constituents Requiring Monitoring				
SUBSTANCE (UNIT OF MEASURE)	YEAR SAMPLED	AMOUNT DETECTED	RANGE LOW-HIGH	TYPICAL SOURCE
HAA5 (ppb)	2020	0.15	ND–0.45	By-product of drinking water disinfection
HAA6Br (ppb)	2020	0.27	ND–0.93	By-product of drinking water disinfection
HAA9 (ppb)	2020	0.27	ND–0.93	By-product of drinking water disinfection

CITY OF EL MONTE RESIDENTIAL TAPS <sup>3</sup>							
SUBSTANCE (UNIT OF MEASURE)	YEAR SAMPLED	AL	PHG	AMOUNT DETECTED (90TH %ILE)	RANGE LOW-HIGH	VIOLATION	TYPICAL SOURCE
Copper (ppm)	2024	1.3	0.3	0.65	ND–0.94	No	Corrosion of household plumbing systems
Lead (ppb)	2024	15	0	0.004	ND–0.0074	No	Corrosion of household plumbing systems

<sup>1</sup> Routine and repeat samples are total coliform-positive and either is *E. coli*-positive, or system fails to take repeat samples following *E. coli*-positive routine sample, or system fails to analyze total coliform-positive repeat sample for *E. coli*.

<sup>2</sup> Wells were sampled in 2015, 2018, 2020, 2021, 2022, and 2023 for radioactivity according to the monitoring requirements.

<sup>3</sup> Lead and copper samples were collected at 30 residences in September 2024. The 90th percentile concentrations are reported in the table. No samples exceeded the AL.

<sup>4</sup> Unregulated contaminant monitoring helps the U.S. EPA and SWRCB determine where certain contaminants occur and whether the contaminants need to be regulated.

<sup>5</sup> Manganese is regulated with a secondary MCL of 50 ppb but was not detected based on the detection limit of 20 ppb. Manganese was included as one of the unregulated chemicals requiring monitoring.

## Definitions

**90th %ile:** The levels reported for lead and copper represent the 90th percentile of the total number of sites tested. The 90th percentile is equal to or greater than 90% of our lead and copper detections.

**AL (Regulatory Action Level):** The concentration of a contaminant which, if exceeded, triggers treatment or other requirements that a water system must follow.

**MCL (Maximum Contaminant Level):** The highest level of a contaminant that is allowed in drinking water. Primary MCLs are set as close to the PHGs (or MCLGs) as is economically and technologically feasible. Secondary MCLs (SMCLs) are set to protect the odor, taste, and appearance of drinking water.

**MCLG (Maximum Contaminant Level Goal):** The level of a contaminant in drinking water below which there is no known or expected risk to health. MCLGs are set by the U.S. EPA.

**MRDL (Maximum Residual Disinfectant Level):** The highest level of a disinfectant allowed in drinking water. There is convincing evidence that addition of a disinfectant is necessary for control of microbial contaminants.

**MRDLG (Maximum Residual Disinfectant Level Goal):** The level of a drinking water disinfectant below which there is no known or expected risk to health. MRDLGs do not reflect the benefits of the use of disinfectants to control microbial contaminants.

**NA:** Not applicable.

**ND (Not detected):** Indicates that the substance was not found by laboratory analysis.

**NS:** No standard.

**pCi/L (picocuries per liter):** A measure of radioactivity.

**PDWS (Primary Drinking Water Standard):** MCLs and MRDLs for contaminants that affect health, along with their monitoring and reporting requirements and water treatment requirements.

**PHG (Public Health Goal):** The level of a contaminant in drinking water below which there is no known or expected risk to health. PHGs are set by the California EPA.

**ppb (parts per billion):** One part substance per billion parts water (or micrograms per liter).

**ppm (parts per million):** One part substance per million parts water (or milligrams per liter).

**ppt (parts per trillion):** One part substance per trillion parts water (or nanograms per liter).

**TT (Treatment Technique):** A required process intended to reduce the level of a contaminant in drinking water.

**µmho/cm (micromhos per centimeter):** A unit expressing the amount of electrical conductivity of a solution.





# City Of El Monte

PO Box 749648  
Los Angeles, CA 90074

Billing Inquires: (626) 580-2024

## Messages

The 2024 Consumer Confidence Report is available on the City's website. If you would like a hard copy mailed directly, please call, (626) 580-2250. Please remember we are closed every Friday. Delinquent accounts are subject to lock-off.

## Account Information

Customer Number:  
Service Location:  
Billing Date:  
Due Date: Upon Receipt  
Last Payment Date:  
Previous Balance: 188.04  
Payments:  
Current Charges: 462.92  
Adjustments:  
Total Due: 650.96

|||||

CENTURY COMMUNITIES OF CALIFORNIA,  
LLC

\*If total due includes past due balance, service is subject to disconnect and /or additional charges.

## Billing Details

### Account #.

Service from 5/1/2025 to 6/30/2025

### Water

1.5" Meter Service Charge.....	316.06
Consumption Charge.....	146.86
Usage 125.0000 @ 0.562000....	70.25
107.0000 @ 0.716000....	76.61


Total Current Charges..... 462.92

## Meter Information

### Meter #:

Previous Read 1: 58 Current Read 1: 290

Usage: 232 Days: 61





**City Of El Monte**

PO Box 749648  
Los Angeles, CA 90074

Billing Inquires: (626) 580-2024

**Messages**

The 2024 Consumer Confidence Report is available on the City's website. If you would like a hard copy mailed directly, please call, (626) 580-2250. Please remember we are closed every Friday. Delinquent accounts are subject to lock-off.

**Account Information**

Customer Number:  
Service Location:  
Billing Date:  
Due Date: Upon Receipt  
Last Payment Date:  
Previous Balance: 188.04  
Payments:  
Current Charges: 462.92  
Adjustments:  
Total Due: 650.96

|||||

CENTURY COMMUNITIES OF CALIFORNIA,  
LLC

\*If total due includes past due balance, service is subject to disconnect and /or additional charges.

**Billing Details**

**Account #.**

Service from 5/1/2025 to 6/30/2025

**Water**

1.5" Meter Service Charge.....	316.06
Consumption Charge.....	146.86
Usage 125.0000 @ 0.562000....	70.25
107.0000 @ 0.716000....	76.61

**Total Current Charges..... 462.92**

**Meter Information**

**Meter #:**

Previous Read 1: 58      Current Read 1: 290

Usage: 232      Days: 61

