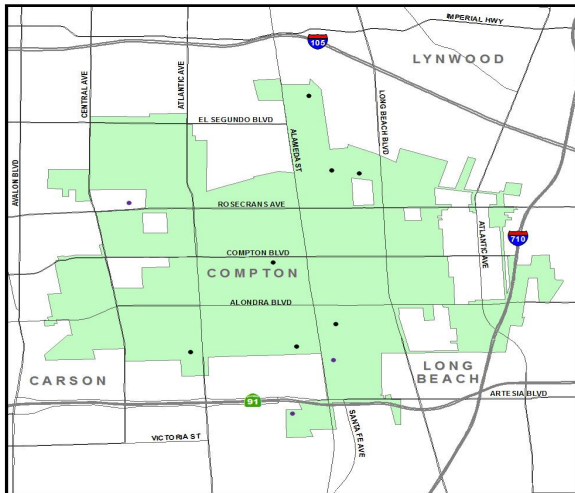


# CITY OF COMPTON

## 2022 CONSUMER CONFIDENCE REPORT

Since 1991, California water utilities have been providing information on water served to its consumers. This report is a snapshot of the tap water quality that we provided last year. Included are details about where your water comes from, how it is tested, what is in it, and how it compares with state and federal limits. We strive to keep you informed about the quality of your water, and to provide a reliable and economic supply that meets all regulatory requirements.



### **Where Does My Tap Water Come From?**

Your tap water comes from local, deep groundwater wells within our service area shown on the adjacent map. The quality of groundwater delivered to your home is presented in this report. We also have a connection with the Metropolitan Water District of Southern California's (MWD) and emergency connections but the connections were not activated in 2022.

### **How is My Drinking Water Tested?**

Your drinking water is tested regularly for unsafe levels of chemicals, radioactivity and bacteria at the source and in the distribution system. We test weekly, monthly, quarterly, annually or less often depending on the substance. State and federal laws allow us to test some substances less than once per year because their levels do not change frequently. All water quality tests are conducted by specially trained technicians in state-certified laboratories.

### **What Are Drinking Water Standards?**

The U.S Environmental Protection Agency (USEPA) limits the amount of certain substances allowed in tap water. In California, the State Water Resources Control Board (State Water Board) regulates tap water quality by enforcing limits that are at least as stringent as the Federal EPA's. Historically, California limits are more stringent than the Federal ones.

There are two types of these limits, known as standards. Primary standards protect you from substances that could potentially affect your health. Secondary standards regulate substances that affect the aesthetic qualities of water. Regulations set a Maximum Contaminant Level (MCL) for each of the primary and secondary standards. The MCL is the highest level of a substance that is allowed in your drinking water.

Public Health Goals (PHGs) are set by the California Environmental Protection Agency. PHGs provide more information on the quality of drinking water to customers, and are similar to their federal counterparts, Maximum Contaminant Level Goals (MCLGs). PHGs and MCLGs are advisory levels that are nonenforceable. Both PHGs and MCLGs are concentrations of a substance below which there are no known or expected health risks.

### **How Do I Read the Water Quality Table?**

Although we test for over 100 substances, regulations require us to report only those found in your water. The first column of the water quality table lists substances detected in your water. The next columns list the average concentration and range of concentrations found in your drinking water. Following are columns that list the MCL and PHG or MCLG, if appropriate. The last column describes the likely sources of these substances in drinking water.

To review the quality of your drinking water, compare the highest concentration and the MCL. Check for substances greater than the MCL. Exceedence of a primary MCL does not usually constitute an immediate health threat. Rather, it requires testing the source water more frequently for a short duration. If test results show that the water continues to exceed the MCL, the water must be treated to remove the substance, or the source must be removed from service.

### **Why Do I See So Much Coverage in the News About the Quality Of Tap Water?**

The sources of drinking water (both tap water and bottled water) include rivers, lakes, streams, ponds, reservoirs, springs and wells. As water travels over the surface of the land or through the ground, it dissolves naturally occurring minerals and, in some cases, radioactive material, and can pick up substances resulting from the presence of animals or from human activity.

Contaminants that may be present in source water include:

- Microbial contaminants, including viruses and bacteria, that may come from sewage treatment plants, septic systems, agricultural livestock operations, and wildlife;
- Inorganic contaminants, such as salts and metals, that can be naturally-occurring or result from urban storm water runoff, industrial or domestic wastewater

discharges, oil and gas production, mining or farming;

- Pesticides and herbicides, which may come from a variety of sources such as agriculture, urban storm water runoff, and residential uses;
- Organic chemical contaminants, including synthetic and volatile organic chemicals, that are byproducts of industrial processes and petroleum production, and can also come from gas stations, urban storm water runoff, and septic systems;
- Radioactive contaminants, which can be naturally occurring or be the result of oil and gas production and mining activities.

In order to ensure that tap water is safe to drink, the U.S. Environmental Protection Agency (USEPA) and the State Water Resources Control Board (State Water Board) prescribe regulations that limit the amount of certain contaminants in water provided by public water systems. The State Water Board regulations also establish limits for contaminants in bottled water that must provide the same protection for public health.

Drinking water, including bottled water, may reasonably be expected to contain at least small amounts of some contaminants. The presence of contaminants does not necessarily indicate that water poses a health risk. More information about contaminants and potential health effects can be obtained by calling the Federal EPA's Safe Drinking Water Hotline (1-800-426-4791). You can also get more information on tap water by logging on to these helpful web sites:

- <https://www.epa.gov/ground-water-and-drinking-water/safe-drinking-water-information>  
(USEPA's web site)
- [https://www.waterboards.ca.gov/drinking\\_water/certific/drinkingwater/Chemicalcontaminants.html](https://www.waterboards.ca.gov/drinking_water/certific/drinkingwater/Chemicalcontaminants.html)  
(State Water Board web site)

If present, elevated levels of lead can cause serious health problem, especially for pregnant women and young children. Lead in drinking water is primarily from materials and components associated with service lines and home plumbing. The City of Compton is responsible for providing high quality drinking water, but cannot control the variety of materials used in plumbing components. When your water has been sitting for several hours, you can minimize the potential for lead exposure by flushing your tap for 30 seconds to 2 minutes before using water for drinking or cooking. If you are concerned about lead in your water, you may wish to have your water tested. Information on lead in drinking water, testing methods, and steps you can take to minimize exposure is available from the Safe Drinking Water Hotline or at <http://www.epa.gov/safewater/lead>.

### **Should I Take Additional Precautions?**

Some people may be more vulnerable to contaminants in drinking water than the general population. Immunocompromised persons such as persons with

cancer undergoing chemotherapy, persons who have undergone organ transplants, people with HIV/AIDS or other immune system disorders, some elderly, and infants can be particularly at risk from infections. These people should seek advice about drinking water from their health care providers. The EPA/Centers for Disease Control guidelines on appropriate means to lessen the risk of infection of *Cryptosporidium* and other microbial contaminants are available from the Federal EPA's Safe Drinking Water Hotline (1-800-426-4791).

### **Source Water Assessment**

The City of Compton completed its source water assessment in 2003. Groundwater supplies are considered most vulnerable to automobile gas stations, high density housing, transportation corridors, and underground storage tanks. A copy of the approved assessment may be obtained by contacting Jose Garfias at [jgarfias@comptoncity.org](mailto:jgarfias@comptoncity.org) or by phone at (310) 605-6240 or sending a written request to 205 South Willowbrook Avenue, Compton CA 90220.

### **How Can I Participate in Decisions On Water Issues That Affect Me?**

The public is welcome to attend City Council meetings located at the City Council Chambers, 205 South Willowbrook Avenue, Compton CA 90220. Meetings are held every Tuesday of the month at 5:30 pm.

### **How Do I Contact My Water Agency If I Have Any Questions About Water Quality?**

If you have specific questions about your tap water quality, please contact Jose Garfias at (310) 605-6240.

### **Some Helpful Water Conservation Tips**

- Fix leaky faucets in your home – save up to 20 gallons every day for every leak stopped
- Save between 15 and 50 gallons each time by only washing full loads of laundry
- Adjust your sprinklers so that water lands on your lawn/garden, not the sidewalk/driveway – save 500 gallons per month
- Use organic mulch around plants to reduce evaporation – save hundreds of gallons a year
- Use a water-efficient showerhead. They're inexpensive, easy to install, and can save you up to 750 gallons a month.
- Visit <http://www.epa.gov/watersense> for more information.

Visit us at [www.comptoncity.org](http://www.comptoncity.org)

# COMPTON MUNICIPAL WATER DEPARTMENT 2022 CONSUMER CONFIDENCE REPORT

Results are from the most recent testing performed in accordance with state and federal drinking water regulations  
The State allows monitoring for some contaminants less than once per year because the concentrations of these contaminants do not change frequently.  
Some of the data, though representative, are more than one year old.

PRIMARY STANDARDS MONITORED AT THE SOURCE-MANDATED FOR PUBLIC HEALTH					
ORGANIC CHEMICALS (µg/l)	GROUNDWATER		PRIMARY MCL	MCLG or PHG	MAJOR SOURCES IN DRINKING WATER
	AVERAGE	RANGE			
Cis-1,2-Dichloroethylene	0.6	ND - 2.1	6	100	Discharge from industrial chemical factories; major biodegradation by product of TCE and PCE groundwater contamination.
Tetrachloroethylene (PCE)	0.3	ND - 1.8	5	0.06 (a)	Discharge from factories, dry cleaners, and auto shops (metal degreaser). Some people who use water containing tetrachloroethylene in excess of the MCL over many years may experience liver problems, and may have an increased risk of getting cancer.
Trichloroethylene (TCE)	0.9	ND - 2.9	5	1.7 (a)	Discharge from metal degreasing sites and other factories
<b>INORGANICS</b> Sampled from 2020 to 2022 (b)					
Aluminum (mg/l)	ND	ND	1	0.6 (c)	Erosion of natural deposits; residue from surface water treatment processes
Arsenic (µg/l) (d)	1.6	ND - 4.6	10	0.004 (c)	Erosion of natural deposits; glass/electronics production wastes; runoff
Barium (mg/l)	0.05	ND - 0.12	1	2 (c)	Oil drilling waste and metal refinery discharge; erosion of natural deposits
Fluoride (mg/l)	0.3	0.2 - 0.3	2.0	1 (c)	Erosion of natural deposits, water additive that promotes strong teeth
Nitrate (mg/l as N)	0.3	ND - 1.1	10	10 (c)	Runoff and leaching from fertilizer use/septic tanks/sewage, natural erosion
<b>RADIOLOGICAL - (pCi/l) (Results are from 2018 to 2022) (b)</b>					
Gross Alpha	3.1	ND - 6.9	15 (f)	0	Erosion of natural deposits
Radium 226	0.3	ND - 1.0	5 (e)	0.05	Erosion of natural deposits
Radium 228	ND	ND		0.019	Erosion of natural deposits
Uranium	2.2	ND - 5.8	20 (f)	0.43 (c)	Erosion of natural deposits
PRIMARY STANDARDS MONITORED IN THE DISTRIBUTION SYSTEM - MANDATED FOR PUBLIC HEALTH					
<b>MICROBIALS</b>					
Total Coliform Bacteria	AVERAGE % POSITIVE	RANGE % POSITIVE	PRIMARY MCL	MCLG or PHG	
Fecal Coliform and E Coli Bacteria	0.1%	0% - 1.2%	5%	0%	Naturally present in the environment
No. of Acute Violations	0	0	0%	0%	Human and animal fecal waste
<b>DISINFECTION BY-PRODUCTS (g) AND DISINFECTION RESIDUALS</b>					
Total Trihalomethanes-TTHMS (µg/l)	HIGHEST RUNNING ANNUAL AVERAGE	RANGE	PRIMARY MCL	MCLG or PHG	
Halocetic Acids - HAAs (µg/l)	40.3	3.0 - 49.7	80	-	By-product of drinking water chlorination
Total Chlorine Residual (mg/l)	8.1	0.0 - 7.8	60	-	By-product of drinking water disinfection
	1.15	0.49 - 1.98	4.0 (h)	4.0 (i)	Drinking water disinfectant added for treatment
<b>AT THE TAP</b>					
PHYSICAL CONSTITUENTS	DISTRIBUTION SYSTEM		PRIMARY ACTION LEVEL	MCLG	
30 sites sampled in 2021	90%/site	# OF SITES ABOVE THE AL		or PHG	
Copper (mg/l)	0.3 (f)	0	1.3 AL	0.3 (c)	Internal corrosion of household plumbing, erosion of natural deposits
Lead (µg/l)	0 (l)	0	15 AL	2 (c)	Internal corrosion of household plumbing, industrial manufacturer discharges
SECONDARY STANDARDS MONITORED AT THE SOURCE-FOR AESTHETIC PURPOSES					
Sampled in 2020-2022 (b)					
AGGRESSIVENESS INDEX (CORROSIVITY)		DISTRIBUTION SYSTEM		MCLG	
Aluminum (µg/l) (k)	AVERAGE	RANGE	SECONDARY MCL	or PHG	
Chloride (mg/l)	12.3	12.2 - 12.4	Non-corrosive	-	Natural/industrially-influenced balance of hydrogen/carbon/oxygen in water
Color (color units)	ND	ND	200	600 (c)	Erosion of natural deposits, surface water treatment process residue
Iron (µg/l)	40.9	23.0 - 65.0	500	-	Runoff/leaching from natural deposits, seawater influence
Specific Conductance (µS/cm)	ND	ND	15	-	Naturally-occurring organic materials
Manganese (µg/l)	2.1	ND - 33	300	-	Leaching from natural deposits, industrial waste
Odor (threshold odor number)	638.6	450 - 770	1,600	-	Substances that form ions when in water, seawater influence
Sulfate (mg/l)	21.9	ND - 35.0	50	-	Leaching from natural deposits
Total Dissolved Solids (mg/l)	0.1	ND - 1.0	3	-	Naturally-occurring organic materials
Turbidity (NTU)	93.7	51.0 - 130.0	500	-	Runoff/leaching from natural deposits, industrial wastes
	401.4	250 - 540	1,000	-	Runoff/leaching from natural deposits
	0.1	ND - 0.15	5	-	Soil runoff

**SECONDARY STANDARDS MONITORED IN THE DISTRIBUTION SYSTEM-FOR AESTHETIC PURPOSES**

GENERAL PHYSICAL CONSTITUENTS	DISTRIBUTION SYSTEM		MCLG or PHG
	AVERAGE	RANGE	
Color (color units)	0.6	ND - 25	15
Odor (threshold odor number)	1.0	1.0 - 2.0	-
Turbidity (NTU)	0.16	ND - 0.8	TT

**ADDITIONAL CHEMICALS OF INTEREST**

	GROUNDWATER	
	AVERAGE	RANGE
Alkalinity (mg/l)	184.3	150 - 220
Calcium (mg/l)	67.4	37 - 89
1,4-Dioxane (ug/l) (I)	1.5	1.3 - 1.6
Magnesium (mg/l)	11.6	3.9 - 17.0
pH (standard unit)	7.8	7.6 - 8.1
Potassium (mg/l)	2.6	1.9 - 3.6
Sodium (mg/l)	48	45 - 54
Total Hardness (mg/l)	218.6	110 - 290

**FOOTNOTES**

- (a) Over 50 regulated and unregulated organic chemicals were analyzed.
- (b) Indicates dates sampled for groundwater sources only.
- (c) California Public Health Goal (PHG). Other advisory levels listed in this column are Federal Maximum Contaminant Level Goals (MCLGs).
- (d) While your drinking water meets the federal and state standard for arsenic, it does contain low levels of arsenic. The arsenic standard balances the current understanding of arsenic's possible health effects against the costs of removing arsenic from drinking water. The U.S. Environmental Protection Agency continues to research the health effects of low levels of arsenic, which is a mineral known to cause cancer in humans at high concentrations and is linked to other health effects such as skin damage and circulatory problems.
- (e) Combined Radium 226 + Radium 228 has a Maximum Contaminant Level (MCL) of 5 pCi/L.
- (f) MCL compliance based on 4 consecutive quarters of sampling.
- (g) Running annual average used to calculate average, range, and MCL compliance.
- (h) Maximum Residual Disinfectant Level (MRDL)
- (i) Maximum Residual Disinfectant Level Goal (MRDLG)
- (j) 90th percentile from the most recent sampling at selected customer taps.
- (k) Aluminum has primary and secondary standards.

(l) The Notification Level of 1 ug/l for 1,4-Dioxane was exceeded in one well in 2022. There is no regulatory Maximum Contaminant level. Some people who use water containing 1,4-dioxane in excess of the Notification Level over many years may experience liver or kidney problems and may have an increased risk of getting cancer, based on studies in laboratory animals.

"Notification Level" means the concentration level of a contaminant in drinking water delivered for human consumption that the department has determined, based on scientific information, does not pose a significant health risk but warrants notification pursuant to Health and Safety Code 116455. Notification levels are non-regulatory, health-based advisory levels established by the department for contaminants in drinking water for which maximum contaminant levels have not been established. Notification levels are established as precautionary measures for contaminants that may be considered candidates for establishment of maximum contaminant levels, but have not yet undergone or completed the regulatory standard setting process prescribed for the development of maximum contaminant levels and are not drinking water standards.

**1,4 Dioxane and Public Health** - Insufficient scientific data is available on long-term effects of 1,4-dioxane on human health, although the U.S. Environmental Protection Agency (EPA) has listed 1,4-dioxane as a probable human carcinogen. The U. S. Environmental Protection Agency has a Health Advisory Level for 1,4-dioxane, which has been set at a concentration cancer risk of 0.35ug/l. The California State Water Resource Control Board has a Notification Level for 1-4 dioxane which has been set at 3.0ug/l. The California State Water Resource Control Board has a Response Level to remove the water source at a contamination level for 1,4- dioxane at 35ug/l. Due to limited health science data, there is a lack of agreement on the acceptable risk levels of 1,4-dioxane in water. The greatest human threat from 1,-4 dioxane has come from worker inhalation exposure at industrial sites. 1,-4 dioxane in water is only a chronic or long-term threat to human health (not an acute or short-term threat). A person must drink 2 liters per day of water over the Notification Level of 3.0ug/l for a period of 70 years in order to generate one additional cancer case out of a million people.

**ABBREVIATIONS**

- pCi/l = picoCuries per liter
- < = less than
- NA = constituent not analyzed
- SI = saturation index
- NTU = nephelometric turbidity units
- ug/cm = microSiemens per centimeter
- ND = constituent not detected at the reporting limit
- mg/l = milligrams per liter or parts per million (equivalent to 1 drop in 42 gallons)
- ug/l = micrograms per liter or parts per billion (equivalent to 1 drop in 42,000 gallons)
- ng/l = nanograms per liter or parts per trillion (equivalent to 1 drop in 42,000,000 gallons)

**DEFINITIONS**

- Maximum Contaminant Level (MCL)**: The highest level of a contaminant that is allowed in drinking water. Primary MCLs are set as close to the PHGs (or MCLGs) as is economically and technologically feasible. Secondary MCLs are set to protect the odor, taste, and appearance of drinking water.
- Maximum Contaminant Level Goal (MCLG)**: The level of a contaminant in drinking water below which there is no known or expected risk to health. MCLGs are set by the U.S. Environmental Protection Agency.
- Maximum Residual Disinfectant Level (MRDL)**: The highest level of a disinfectant allowed in drinking water. There is convincing evidence that addition of a disinfectant is necessary for control of microbial contaminants.
- Maximum Residual Disinfectant Level Goal (MRDLG)**: The level of a drinking water disinfectant below which there is no known or expected risk to health. MRDLGs do not reflect the benefits of the use of disinfectants to control microbial contaminants.
- Notification Level (NL)**: The level at which notification of the public water system governing body is required. A health-based advisory level for an unregulated contaminant.
- Public Health Goal (PHG)**: The level of a contaminant in drinking water below which there is no known or expected risk to health. PHGs are set by the California Environmental Protection Agency.
- Treatment Technique (TT)**: A required process intended to reduce the level of a contaminant in drinking water.
- Regulatory Action Level (AL)**: The concentration of a contaminant which, if exceeded, triggers treatment or other requirements that a water system must follow.
- Primary Drinking Water Standards (PDWS)**: MCLs, MRDLs and treatment techniques (TT) for contaminants that affect health, along with their monitoring and reporting requirements.
- Secondary Drinking Water Standards (SDWS)**: MCLs for contaminants that affect the aesthetic (taste, odor, or appearance) qualities of the drinking water. Contaminants with SDWS do not affect the health at the MCL levels.
- Variations and Exemptions**: State Water Board permission to exceed an MCL or not comply with a TT under certain conditions.

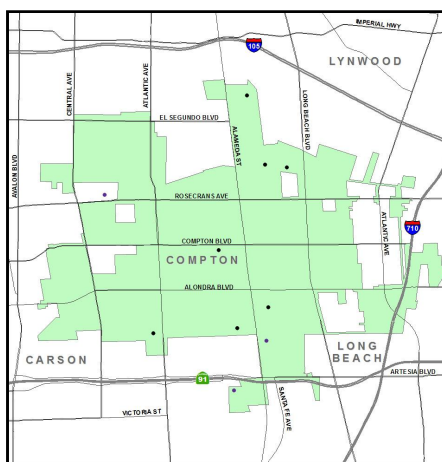
#### **UNREGULATED CONTAMINANT MONITORING REGULATION (UCMR- 4)**

The Safe Drinking Water Act requires the Environmental Protection Agency (EPA) to identify unregulated contaminants for potential regulations. Every five years, EPA identifies a list of unregulated contaminants to be monitored for by the nation's water utilities over a three year period. This occurred in 2018-2020 with the fourth UCMR (UCMR-4). In 2018, the City of Compton began monitoring for a total of 30 chemical contaminants from its wells along with a corresponding sampling from the distribution system reflecting water from each well and no detections were found. Once EPA has obtained this occurrence data nationally, they are required to determine if there is a meaningful opportunity for increased health protection of drinking water by regulating these contaminants. The findings from this monitoring will be reported in Consumer Confidence Report through 2020.

# CIUDAD DEL COMPTON

## INFORME DE CONFIANZA DE CONSUMIDOR de 2022

Desde 1991, las agencias proveedoras de recursos hidráulicos de California han emitido información sobre el agua que se provee al consumidor. Este informe es una copia del informe sobre la calidad del agua potable que le proveímos el año pasado. Incluimos detalles sobre el origen del agua que toma, cómo se analiza, que contiene, y cómo se compara con los límites estatales y federales. Nos esforzamos por mantenerle informado sobre la calidad de su agua, y proveerle un abastecimiento confiable y económico que cumpla con todos los requisitos.



### **¿De Dónde Proviene el Agua que Tomo?**

El agua del grifo proviene de pozos de agua subterránea profundos locales dentro de nuestra área de servicio que se muestra en el mapa adyacente. En este informe se

presenta la calidad del agua subterránea que llega a su hogar. También tenemos una conexión con el Distrito Metropolitano de Agua del Sur de California (MWD) y conexiones de emergencia, pero las conexiones no se activaron en 2022.

### **¿Cómo Se Analiza Mi Agua Potable?**

El agua que toma se analiza regularmente para asegurarnos de que no halla niveles altos de sustancias químicas, de radioactividad o de bacteria en el sistema de distribución y en las tomas de servicios. Estos análisis se llevan a cabo semanal, mensual, trimestral, y anualmente o con más frecuencia, dependiendo de la sustancia analizada. Bajo las leyes estatales y federales, se nos permite analizar algunas sustancias menos frecuentemente que los periodos anuales porque los resultados no cambian.

### **¿Cuales Son Los Estándares del Agua Potable?**

La Agencia de Protección Ambiental de Estados Unidos (USEPA) limita la cantidad de ciertos contaminantes en el agua del grifo. En California, la Junta de Control de Recursos Hídricos del Estado (State Water Board) regula la calidad del agua de beber siguiendo normas que sean al menos tan estrictas como las normas federales. Históricamente, los estándares de California han sido más estrictos que los federales.

Hay dos tipos de límites conocidos como estándares. Los estándares primarios lo protegen de sustancias que potencialmente podrían afectar su salud. Las normas establecen los Niveles Contaminantes Máximos (MCL, en inglés) que se permite del contaminante primario o secundario en el agua de beber. Los abastecedores de agua deben asegurarse de que la calidad de esta cumpla con los Niveles Contaminantes Máximos (o MCLs, en

inglés). No todas las sustancias tienen un Nivel Contaminante Máximo. El plomo y el cobre, por ejemplo, son regulados, por cierto nivel de acción. Si cualquier sustancia química sobrepasa el nivel de acción, se dará la necesidad de un proceso de tratamiento para rebajar los niveles en el agua de beber. Los abastecedores de agua deben cumplir con los Niveles Contaminantes Máximos para asegurar la calidad del agua.

Las Metas para la Salud Pública (MSP [o PHGs, en inglés]) son establecidas por la agencia estatal de California-EPA. Las PHGs proveen más información con respecto a la calidad del agua, y son similares a los reglamentos federales nombrados Metas para Los Niveles de Contaminante *Maximos* (MNCM [o MCLGs, en inglés]). Las PHGs y MCLGs son metas a nivel recomendable. Las PHG y MCLG son ambas definidas como los niveles de contaminantes en el agua potable por debajo de los niveles donde no se esperan riesgos a la salud y no enforzables. Ambos niveles PHG y MCLG son concentraciones de una sustancia en las que no hay riesgos a la salud aún conocidos.

### **¿Cómo Interpreto Mi Informe de Calidad del Agua?**

Aunque analizamos más de 100 sustancias, las normas no requieren que reportemos solo aquellas que se encuentran en el agua. La primer columna en la tabla de la calidad de agua muestra la lista de las sustancias detectadas en el agua. La siguiente columna muestra la lista de la concentracion promedio y el rango de concentraciones que se hallan encontrado en el agua que usted toma. En seguida están las listas de el MCL, el PHG y el MCLG, si estos son apropiados. La última columna describe las probables fuentes u origen de las sustancias detectadas en el agua potable.

Para revisar la calidad de su agua de beber, compare los valores por encima del promedio, mínimos y máximos y el Nivel Contaminante Máximo. Revise todos los químicos que se encuentran por encima del Nivel Contaminante Máximo. Si los químicos sobrepasan el Nivel Contaminante Máximo no significa que sea detrimental a la salud de inmediato. Más bien, se requiere que se realicen análisis más frecuentemente en el abastecimiento del agua por un corto período. Si los resultados muestran sobrepasar el MCL, el agua debe ser tratada para remover esa sustancia, o el abastecimiento de esta debe decomisionarse.

### **¿Por Qué Hay Tanta Publicidad Sobre La Calidad Del Agua Potable?**

Las fuentes del agua potable (de ambas agua de la llave y agua embotellada) incluye ríos, lagos, arroyos, lagunas, embalses, manantiales, y pozos. Al pasar el agua por la superficie de los suelos o por la tierra, se disuelven minerales que ocurren al natural, y en algunas ocasiones, material radioactivo, al igual que pueden levantar sustancias generadas por la presencia de animales o por actividades humanas.

Entre los contaminantes que pueden existir en las fuentes de agua se incluyen:

- Contaminantes microbiales como los virus y la bacteria, los que pueden venir de las plantas de

tratamiento de aguas negras, de los sistemas sépticos, de las operaciones de ganadería, y de la vida salvaje;

- Contaminantes inorgánicos, como las sales y los metales, los cuales pueden ocurrir naturalmente o como resultado del desagüe pluvial, industrial, o de alcantarillado, producción de gas natural y petróleo, minas y agricultura.
- Pesticidas y herbicidas, los cuales pueden venir de varias fuentes tales como la agricultura, del desagüe pluvial, y de usos residenciales;
- Contaminantes de otras sustancias químicas orgánicas, incluyendo químicos orgánicos volátiles y sintéticos que son productos de procesos industriales y de la producción de petróleo, y que pueden provenir de las estaciones de gasolina, desagües pluviales urbanos, y agricultura aplicación y de sistemas sépticos;
- Contaminantes radioactivos, los cuales pueden ocurrir naturalmente o que pueden ser resultados de las actividades de la producción de gas natural y minería.

Con el fin de garantizar que el agua del grifo es segura para beber, la Agencia de Protección Ambiental (EPA) y la Junta de Control de Recursos Hídricos del Estado (Consejo de Estado) prescriben regulaciones que limitan la cantidad de ciertos contaminantes en el agua suministrada por los sistemas públicos de agua. El Reglamento del Consejo de Estado también establecen límites de contaminantes en el agua embotellada que debe proporcionar la misma protección para la salud pública.

Toda el agua potable, incluyendo el agua embotellada, puede contener cantidades pequeñas de ciertos contaminantes. La presencia de contaminantes no necesariamente indica que haya algún riesgo de salud. Para más información acerca de contaminantes y riesgos a la salud favor de llamar a la USEPA encargada de proteger el agua potable al teléfono (1-800-426-4791). Usted puede obtener más información sobre el agua potable al conectarse al Internet en los siguientes domicilios:

- <https://www.epa.gov/ground-water-and-drinking-water/safe-drinking-water-information>  
(página federal de la USEPA)
- [https://www.waterboards.ca.gov/drinking\\_water/certific/chemicalcontaminants.html](https://www.waterboards.ca.gov/drinking_water/certific/chemicalcontaminants.html)  
(sitio Web estatal)

Si presente, los niveles elevados del plomo pueden causar el problema de salud serio, sobre todo para mujeres embarazadas y chiquitos. El plomo en el agua potable es principalmente de materiales y componentes asociados con líneas de servicios y a casa fontanería. La Ciudad de Compton es responsable de proporcionar el agua potable de alta calidad, pero no puede controlar la variedad de materiales usados en la fontanería de componentes. Cuando su echar agua ha estado sentándose durante varias horas, usted puede minimizar el potencial para la exposición de plomo limpiando con agua su grifo durante 30 segundos a 2 minutos antes de usar el echar agua para beber o cocinarse. Si usted está preocupado por el plomo en su echar agua, usted puede desear hacer probar su echar agua. La información en el plomo en el agua potable, probando métodos, y pasos que usted puede tomar para minimizar la exposición está disponible de la Línea directa

de Agua Potable Segura o en <http://www.epa.gov/safewater/lead>.

### **¿Debería Tomar Otras Precauciones?**

Algunas personas pueden ser más vulnerables a los contaminantes en el agua potable que el público en general. Las personas que tienen problemas inmunológicos, o sea esas personas que estén en tratamiento por medio de quimioterapia cancerosa; personas que tienen órganos transplantados, o personas con SIDA o desordenes inmunológicos, personas de edad avanzada, y los bebés que son particularmente susceptibles a ciertas infecciones. Estas personas deben de consultar a sus proveedores de salud médica. Las guías de la USEPA/Centros de Control de Enfermedades aconsejan cómo disminuir los riesgos para prevenir la infección de Cryptosporidium y otros contaminantes microbiales están disponibles por teléfono de la USEPA encargada de proteger el agua potable al teléfono (1-800-426-4791).

### **Valoración de su Abastecimiento de Agua**

La ciudad de Compton terminó su evaluación de las fuentes de agua en 2003. Suministros de agua subterránea se consideran más vulnerables a las estaciones de gas de automóviles, viviendas, corredores de transporte de alta densidad, y los tanques de almacenamiento subterráneos. Una copia del informe de evaluación pueden obtenerse poniéndose en contacto con Jose Garfias en [jgarfias@comptoncity.org](mailto:jgarfias@comptoncity.org) o por teléfono al (310) 605-6240 o enviando una solicitud por escrito a la Avenida 205 Sur Willowbrook, Compton, CA 90220.

### **¿Cómo Puedo Participar en las Decisiones Sobre Asuntos Acerca del Agua Que Me Puedan Afectar ?**

El público está invitado a asistir a las reuniones del Consejo de la Ciudad ubicadas en el Consejo de Cámaras de la ciudad, 205 Sur Willowbrook Avenue, Compton CA 90220. Las reuniones se celebran todos los martes del mes a las 5:30 pm.

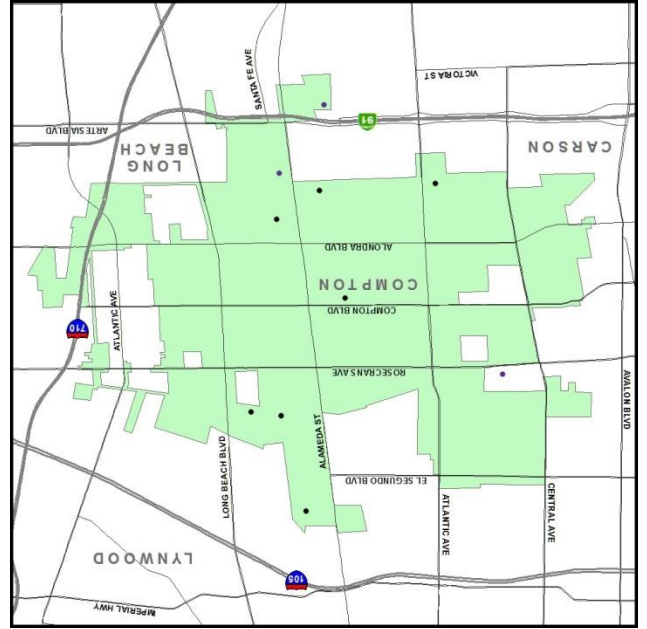
### **¿Cómo Me Pongo En Contacto Con Mi Agencia del Agua Si Tengo Preguntas Sobre La Calidad Del Agua?**

Si usted tiene preguntas específicas sobre la calidad del agua potable, por favor llame a Jose Garfias a (310) 605-6240.

### **Algunos consejos útiles para la conservación del agua**

- Repare los grifos que gotean en su hogar: ahorre hasta 20 galones por día por cada fuga detenida
- Ahorre entre 15 y 50 galones cada vez lavando solo cargas completas de ropa
- Ajuste sus aspersores para que el agua caiga en su césped / jardín, no en la acera / entrada de autos - ahorre 500 galones por mes
- Use mantillo orgánico alrededor de las plantas para reducir la evaporación: ahorre cientos de galones al año
- Use un cabezal de ducha que ahorre agua. Son económicos, fáciles de instalar y pueden ahorrarle hasta 750 galones al mes.
- Visite <http://www.epa.gov/watersense> para obtener más información.

Visítenos en la página [www.comptoncity.org](http://www.comptoncity.org)



Este informe contiene información muy importante sobre su agua potable. Tradúzcalo o hable con alguien que lo entienda bien. Para obtener una copia en Español, llame a (310) 605-6246.

CITY OF COMPTON WATER DEPARTMENT  
205 SOUTH WILLOWBROOK AVENUE  
COMPTON, CALIFORNIA 90220