



2024 Consumer Confidence Report on  
Water Quality for 2023

# Annual Water Quality Report

Compton/Willowbrook

PWS Number 1910021



## Message from the President

Liberty is committed to providing customers with safe, quality drinking water. We are proud to present this Water Quality Report (Consumer Confidence Report) that shares detailed information regarding local water service and our compliance with state and federal water quality standards during the 2023 calendar year.

Liberty makes appropriate investments each year to deliver water that meets the safety standards established by the California State Water Resources Control Board's Division of Drinking Water (DDW), the California Public Utilities Commission (CPUC), and the United States Environmental Protection Agency (EPA). We invest responsibly to maintain the local water infrastructure because a strong infrastructure is key to delivering quality water. The water we deliver to your home or business is thoroughly tested by independent laboratories, and data is provided to DDW to verify compliance with primary and secondary state and federal water quality standards.

We know our customers rely on us for water that is safe to drink, and we take this responsibility seriously. At Liberty, "Sustaining Energy and Water for Life" is more than a tagline. Our employees live in the community and take pride in providing quality water and reliable service to you and your neighbors.

If you have any questions about this report, please don't hesitate to contact us at 800-727-5987.

On behalf of the entire Liberty family, thank you for being a valued customer and neighbor. We are proud to be your water provider.

Sincerely,

Edward Jackson

President, Liberty California

*This report contains important information about your drinking water. Please contact Liberty at (800) 727-5987 for assistance in Spanish.*

*Este informe contiene información muy importante sobre su agua para beber. Favor comunicarse con Liberty al (800) 727-5987 para asistirlo en Español.*

To request a printed copy of this report, please call us at 1-800-727-5987. This report can also be found at [www.libertyenergyandwater.com](http://www.libertyenergyandwater.com).



## Where Does My Water Come From?

### Communities Served

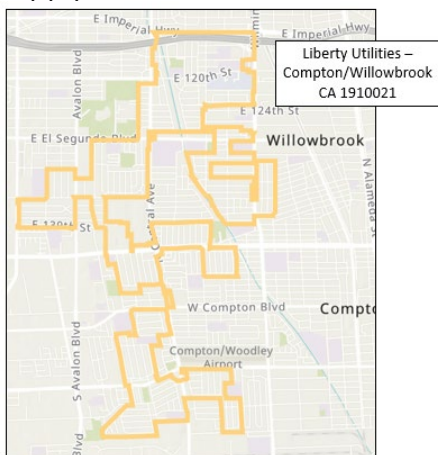
In 2023, Liberty Utilities – Compton / Willowbrook system obtained 0.07% of its source water from the Metropolitan Water District of Southern California (MWD). The MWD imports water from the Colorado River Aqueduct and the Sacramento–San Joaquin Delta by way of the State Water Project. An additional 99.93% came from wells that pump groundwater from the Central Basin Aquifer.

About the Metropolitan Water District of Southern California

MWD is a consortium of 26 cities and water districts that provides drinking water to nearly 19 million people in parts of Los Angeles, Orange, San Diego, Riverside, San Bernardino, and Ventura counties. The mission of the MWD is to provide its service area with adequate and reliable supplies of high-quality water to meet present and future needs in an environmentally and economically responsible way. MWD continues to add storage and conservation resources to its already diverse water supply portfolio to ensure a reliable water supply well into the future. Further, MWD continues to invest in water quality improvements, including the addition of ozone as a treatment process, and the expansion of its treatment capacity that will provide excellent quality water. For more information about MWD, visit their website at [www.mwdh2o.com](http://www.mwdh2o.com).

### Two Sources of Imported Water

The Compton / Willowbrook system receives the majority of its water from the MWD Diemer Filtration Plant in Yorba Linda. In 2023, the Diemer Plant source water consisted of 0 to 100% State Water Project supply and 0 to 100% Colorado River Water supply.



## Source Water Assessment

The 1996 Safe Drinking Water Act amendments required states to perform an assessment of potentially contaminating activities near drinking water sources of all water utilities. Liberty updated the Source Water Assessment in 2017. Liberty's well sources are considered most vulnerable to the following activities: gas stations; dry cleaners; metal plating/finishing/fabricating shops; military installations; chemical /petroleum processing and storage facilities; and underground storage tanks.

A copy of the complete assessment is available at Liberty Utilities' Downey office and the SWRCB office in Glendale. You may request a summary of the assessment by contacting Vanessa Lumley of Liberty at 562-805-2066, or by contacting Ms. Lillian Luong, SWRCB sanitary engineer, at 818-551-2038.



## What are Drinking Water Standards?

Drinking water standards are the regulations set by the USEPA to control the level of contamination in the nation's drinking water. The USEPA and the



SWRCB are the agencies responsible for establishing drinking water quality standards in California. This approach includes assessing and protecting drinking water sources; protecting wells and surface water; making sure water is treated by qualified operators; ensuring the integrity of the distribution system; and making information about water quality available to the public. The water delivered to your home meets the standards required by the USEPA and the SWRCB.



This report describes those contaminants that have been detected in the analyses of almost 200 different potential contaminants, nearly 100 of which are regulated by the USEPA and the SWRCB. Liberty is proud to tell you that there have been no contaminants detected that exceed any federal or state drinking water standards. Hundreds of samples analyzed every month by Liberty's contract certified laboratory assures that all primary (health-related) and secondary (aesthetic) drinking water standards are being met. Sample results are available in the Table that is part of this report.

This report is intended to provide information for all water users. If received by an absentee landlord, a business, or a school, please share the information with tenants, employees or students. We are happy to make additional copies of this report available. You may also access this report on the Liberty web page at [www.libertyenergyandwater.com](http://www.libertyenergyandwater.com).

## Substances That Could be in Water

The sources of drinking water (both tap water and

bottled water) include rivers, lakes, streams, ponds, reservoirs, springs, and wells. As water travels over the surface of the land or through the ground, it dissolves naturally-occurring minerals and, in some cases, radioactive material, and can pick up substances resulting from the presence of animals or from human activity.

Contaminants that may be present in source water include:

**Microbial Contaminants**, such as viruses and bacteria, which may come from sewage treatment plants, septic systems, agricultural livestock operations, and wildlife.

**Inorganic Contaminants**, such as salts and metals, which can be naturally- occurring or result from urban stormwater runoff, industrial, or domestic wastewater discharges, oil and gas production, mining, or farming.

**Pesticides and Herbicides**, which may come from a variety of sources such as agriculture, urban stormwater runoff, and residential uses.

**Organic Chemical Contaminants**, including synthetic and volatile organic chemicals, which are byproducts of industrial processes and petroleum production, and can also come from gas stations, urban stormwater runoff, and septic systems.

**Radioactive Contaminants**, which can be naturally-occurring or be the result of oil and gas production and mining activities.

In order to ensure that tap water is safe to drink, the USEPA and the SWRCB prescribe regulations that limit the amount of certain contaminants in water provided by public water systems. The U.S. Food and Drug Administration (USFDA) also establishes limits for contaminants in bottled water that provide the same protection for public health.

Drinking water, including bottled water, may reasonably be expected to contain at least small amounts of some contaminants. The presence of contaminants does not necessarily indicate that water poses a health risk. More information about contaminants and potential health effects can be obtained by calling the USEPA Safe Drinking Water Hotline at 1-800-426-4791 or visiting their website

at <https://www.epa.gov/ground-water-and-drinking-water/national-primary-drinking-water-regulations>. For information on bottled water visit the USFDA website at [www.fda.gov](http://www.fda.gov).

### Do I Need to Take Special Precautions?

Some people may be more vulnerable to contaminants in drinking water than the general population. Immunocompromised persons such as persons with cancer undergoing chemotherapy, persons who have undergone organ transplants, people with HIV/AIDS or other immune system disorders, some elderly, and infants can be particularly at risk from infections. These people should seek advice about drinking water from their healthcare providers. The USEPA and Centers for Disease Control (CDC) guidelines on appropriate means to lessen the risk of infection by *Cryptosporidium* and other microbial contaminants are available from the Safe Drinking Water Hotline at 1-800-426-4791.

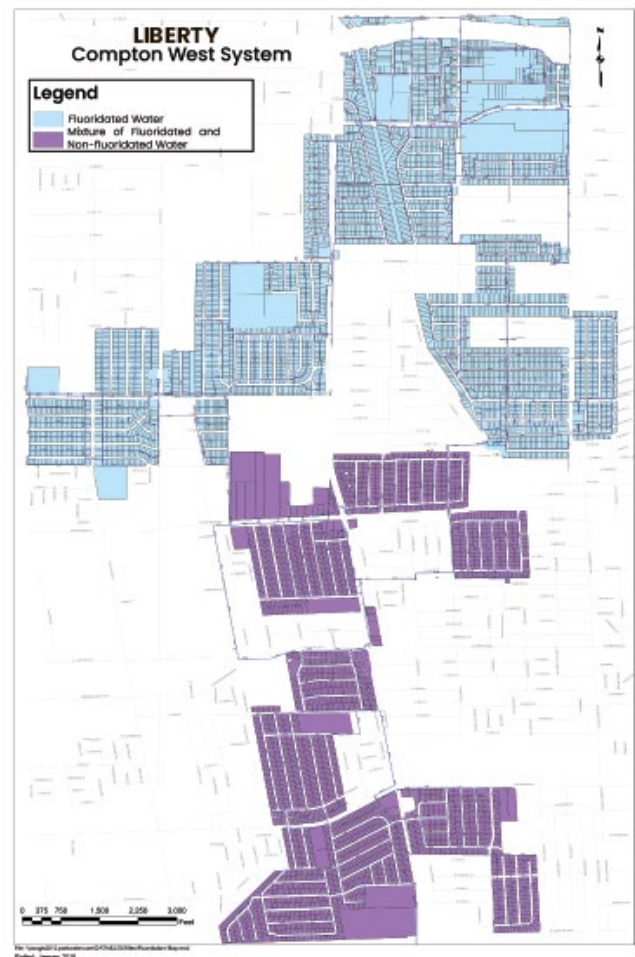
### Important Health Information

**Lead** – If present, elevated levels of lead can cause serious health problems, especially for pregnant women and young children. Lead in drinking water is primarily from materials and components associated with service lines and home plumbing. Liberty is responsible for providing high-quality drinking water but cannot control the variety of materials used in plumbing components. When your water has been sitting for several hours, you can minimize the potential for lead exposure by flushing your tap for 30 seconds to 2 minutes before using water for drinking or cooking. If you are concerned about lead in drinking water, you may wish to have your water tested. Information on lead in drinking water, testing methods, and steps you can take to minimize exposure is available from the Safe Drinking Water Hotline at 1-800-426-4791 or at <http://www.epa.gov/safewater/lead>.

### Drinking Water Fluoridation

Fluoride has been added to U.S. drinking water supplies since 1945. Of the 50 largest cities in the

U.S., 43 fluoridate their drinking water. Liberty Utilities treats your water by adding fluoride to the naturally occurring level to help prevent dental caries in consumers. Fluoride levels in the treated water are maintained within the range required by state regulations. In 2023, some areas of the Compton/Willowbrook system received a blend of treated water and non-fluoridated water (shown in the map below). As a result, some customers periodically received water with fluoride levels slightly below the recommended range. Consult your doctor or dentist if you are considering additional fluoride supplements or treatments. Information about fluoridation, oral health, and current issues is available from [https://www.waterboards.ca.gov/drinking\\_water/certlic/drinkingwater/Fluoridation.html](https://www.waterboards.ca.gov/drinking_water/certlic/drinkingwater/Fluoridation.html)





## How Might I Become Actively Involved?

If you would like to observe the decision-making process that affects drinking water quality or if you have any further questions about your drinking water report, please call us at 1-800-727-5987 to inquire about scheduled meetings or contact persons.

## Testing Results

During the year, Liberty collects water samples to determine the presence of any radioactive, biological, inorganic, or organic contaminants. All of the substances listed in the table below tested under the Maximum Contaminant Level (MCL). Liberty believes it is important you know what was detected, and how much of the substance was present. The state allows the monitoring of certain substances less than once a year because the concentrations of these substances do not change frequently. If a substance was tested and there was no detection, it is not listed in this table. You can find Definitions, Terms and Abbreviations related to this Table in the next section for easy reference.

Compton/Willowbrook 2023 Annual Water Quality Report							
PRIMARY STANDARDS – Health Based							
DISTRIBUTION SYSTEM							
Microbiological Constituents (Units)	Violation? (Yes/No)	Primary MCL (MRDL)	PHG (MRDLG)	Value		Most Recent Sampling Date	Typical Source of Constituent
Total Coliform Bacteria ≥40 samples/month (Present/Absent)	No	TT	(0)	Highest percent of monthly samples positive was 1.37%		2023	Naturally present in the environment
Disinfectant Residuals	Violation? (Yes/No)	Primary MCL (MRDL)	PHG (MRDLG)	Range of Detection	Average	Most Recent Sampling Date	Typical Source of Constituent
Chlorine [as Cl <sub>2</sub> ] (ppm)	No	(4.0)	4	0.3 - 2.6	1.1	2023	Drinking water disinfectant added for treatment
Disinfection By-Products <sup>(a)</sup>	Violation? (Yes/No)	Primary MCL	PHG (MCLG)	Range of Detection	Average	Most Recent Sampling Date	Typical Source of Constituent
TTHMs [Total of Four Trihalomethanes] (ppb)	No	80	N/A	6 - 49	48	2023	Byproduct of drinking water disinfection
HAA5 [Total of Five Haloacetic Acids] (ppb)	No	60	N/A	3 - 11	9	2023	Byproduct of drinking water disinfection
Fluoridation	Violation? (Yes/No)	Primary MCL	PHG (MCLG)	Range of Detection	Average	Most Recent Sampling Date	Typical Source of Constituent
Fluoride (ppm) [Treatment Added] - Fluoridated area	No	2.0	1	0.5 - 0.8	0.6	2023	Fluoride added for treatment
Fluoride (ppm) [Treatment Added] - Mix of Fluoridated and Non-Fluoridated Water Area	No	2.0	1	0.3 - 1.0	0.7	2023	Fluoride added for treatment



Lead and Copper (Residential Internal Plumbing)	Violation? (Yes/No)	Action Level	PHG (MCLG)	Sample Data	Range of Detection	90th Percentile Level	Most Recent Sampling Date	Typical Source of Constituent
Copper (ppm)	No	1.3	0.3	0 of the 32 samples collected exceeded the action level.	ND - 0.6	0.2	2023	Internal corrosion of household plumbing systems; erosion of natural deposits; leaching from wood preservatives
Lead (ppb)	No	15	0.2	0 of the 32 samples collected exceeded the action level.	ND	ND	2023	Internal corrosion of household plumbing systems; discharges from industrial manufacturers; erosion of natural deposits

#### SOURCE WATER

Turbidity <sup>(b)</sup>	Violation? (Yes/No)	Primary MCL	PHG (MCLG)	Range of Detection for MWD	Average Level for MWD	Range of Detection for LU Sources	Average Level for LU Sources	Most Recent Sampling Date	Typical Source of Constituent
Highest single measurement of the treated surface water (NTU)	No	TT = 1.0	N/A	0.08	N/A	N/A	N/A	2023	Soil runoff
Lowest percent of all monthly readings less than 0.3 NTU (%)	No	TT = 95	N/A	100	N/A	N/A	N/A	2023	Soil runoff
Inorganic Constituents	Violation? (Yes/No)	Primary MCL	PHG (MCLG)	Range of Detection for MWD	Average Level for MWD	Range of Detection for LU Sources	Average Level for LU Sources	Most Recent Sampling Date	Typical Source of Constituent
Aluminum (ppm)	No	1	0.6	ND - 0.07	N/A	ND	ND	2023	Erosion of natural deposits; residue from some surface water treatment processes
Fluoride (ppm) [Naturally occurring]	No	2	1	0.6 - 0.8	0.7	0.2-0.3	0.3	2023	Erosion of natural deposits; water additive that promotes strong teeth; discharge from fertilizer and aluminum factories
Nitrate (as N) (ppm)	No	10	10	0.7	0.7	ND	ND	2023	Runoff and leaching from fertilizer use; septic tank and sewage; natural deposits erosion
Radioactive Constituents	Violation? (Yes/No)	Primary MCL	PHG (MCLG)	Range of Detection for MWD	Average Level for MWD	Range of Detection for LU Sources	Average Level for LU Sources	Most Recent Sampling Date	Typical Source of Constituent
Gross Alpha Activity (pCi/L)	No	15	(0)	ND - 5	ND	ND	ND	2023	Erosion of natural deposits
Gross Beta Activity (pCi/L)	No	50	(0)	ND - 6	ND	ND	ND	2023	Decay of natural and man-made deposits

SOURCE WATER (CONTINUED)									
Radioactive Constituents	Violation? (Yes/No)	Primary MCL	PHG (MCLG)	Range of Detection for MWD	Average Level for MWD	Range of Detection for LU Sources	Average Level for LU Sources	Most Recent Sampling Date	Typical Source of Constituent
Uranium (pCi/L)	No	20	0.43	ND - 3	1	ND	ND	2023	Erosion of natural deposits
Radium 228 (pCi/L)	No	N/A	0.019	ND	ND	1.1	1.1	2023	Erosion of natural deposits
SECONDARY STANDARDS - Aesthetics									
SOURCE WATER									
	Violation? (Yes/No)	Secondary MCL	PHG (MCLG)	Range of Detection for MWD	Average Level for MWD	Range of Detection for LU Sources	Average Level for LU Sources	Most Recent Sampling Date	Typical Source of Constituent
Aluminum (ppb)	No	200	N/A	ND-70	N/A	ND	ND	2023	Erosion of natural deposits; residue from some surface water treatment processes
Chloride (ppm)	No	500	N/A	42 - 91	66	16-17	17	2023	Runoff/leaching from natural deposits; seawater influence
Manganese (ppb)	No	50	N/A	ND	ND	36-39	37	2023	Leaching from natural deposits
Color (units)	No	15	N/A	1 - 2	2	ND-5	ND	2023	Naturally-occurring organic materials
Specific Conductance (µS/cm)	No	1600	N/A	424 - 859	642	470-490	480	2023	Substances that form ions when in water; seawater influence
Sulfate (ppm)	No	500	N/A	70 - 175	122	32-69	51	2023	Runoff/leaching from natural deposits; industrial wastes
Total Dissolved Solids (ppm)	No	1000	N/A	253 - 534	394	290-310	300	2023	Runoff/leaching from natural deposits
OTHER CONSTITUENTS									
	Violation? (Yes/No)	Notification Level	PHG (MCLG)	Range of Detection for MWD	Average Level for MWD	Range of Detection for LU Sources	Average Level for LU Sources	Most Recent Sampling Date	Typical Source of Constituent
Alkalinity as CaCO <sub>3</sub> (ppm)	N/A	N/A	N/A	66 - 102	84	160-190	175	2023	Runoff/leaching of natural deposits; carbonate, bicarbonate, hydroxide, and occasionally borate, silicate, and phosphate
Calcium (ppm)	N/A	N/A	N/A	25 - 52	38	45-53	49	2023	Runoff or leaching from natural deposits
Hardness [as CaCO <sub>3</sub> ] (ppm)	N/A	N/A	N/A	99 - 220	160	140-170	155	2023	Runoff/leaching from natural deposits; sum of polyvalent cations, generally magnesium and calcium present in the water
Hardness [as CaCO <sub>3</sub> ] (grains/gallon)	N/A	N/A	N/A	5.8 - 12.9	9.4	8.2-9.9	9.1	2023	
Magnesium (ppm)	N/A	N/A	N/A	9.6 - 21	15	6.7-8.8	7.8	2023	Runoff or leaching from natural deposits



## OTHER CONSTITUENTS (CONTINUED)

	Violation? (Yes/No)	Notification Level	PHG (MCLG)	Range of Detection for MWD	Average Level for MWD	Range of Detection for LU Sources	Average Level for LU Sources	Most Recent Sampling Date	Typical Source of Constituent
pH (pH units)	N/A	N/A	N/A	8.5	8.5	8.1 - 8.2	8.2	2023	Hydrogen ion concentration
Potassium (ppm)	N/A	N/A	N/A	2.6 - 4.3	3.4	2.5-2.6	2.5	2023	Runoff or leaching from natural deposits
Sodium (ppm)	N/A	N/A	N/A	47 - 91	69	43-53	48	2023	Salt present in the water; naturally occurring


## UNREGULATED CHEMICAL MONITORING

	Violation? (Yes/No)	Notification Level	PHG (MCLG)	Range of Detection for MWD	Average Level for MWD	Range of Detection for LU Sources	Average Level for LU Sources	Most Recent Sampling Date	Typical Source of Constituent
Boron (ppb)	N/A	1000	N/A	130	130	N/A	N/A	2023	Runoff/leaching from natural deposits; industrial wastes
Chlorate (ppb)	N/A	800	N/A	19	19	N/A	N/A	2023	Byproduct of drinking water chlorination; industrial processes
Lithium (ppb)	N/A	N/A	N/A	ND - 30	15	ND - 67.7	23.85	2023	Naturally-occurring; used in electrochemical cells, batteries, and organic syntheses and pharmaceuticals
Vanadium (ppb)	N/A	50	N/A	3.1	3.1	N/A	N/A	2023	Natural-occurring; industrial waste discharge

(a) = Compliance is based on the running annual arithmetic average of quarterly averages of all samples collected during 2023.

(b) = Turbidity is a measure of the cloudiness of the water and is a good indicator of water quality and filtration performance.

**Meets/  
Exceeds  
Regulations**





## Definitions, Terms and Abbreviations

**AL:** Action Level, or the concentration of a contaminant which, when exceeded, triggers treatment or other requirements which a water system must follow.

**HAA5:** Haloacetic Acids (mono-, di- and tri-chloroacetic acid, and mono- and di- bromoacetic acid) as a group.

**LRAA:** Locational Running Annual Average, or the locational average of sample analytical results for samples taken during the previous four calendar quarters.

**MCLG:** Maximum Contaminant Level Goal is the level of a contaminant in drinking water below which there is no known or expected risk to health. MCLGs are set by the U.S. Environmental Protection Agency.

**MCL:** Maximum Contaminant Level is the highest level of a contaminant that is allowed in drinking water. Primary MCLs are set as close to the PHGs (or MCLGs) as is economically and technologically feasible. Secondary MCLs are set to protect the odor, taste, and appearance of drinking water.

**MCL:** Maximum Contaminant Level, or the highest level of a contaminant that is allowed in drinking water. MCLs are set as close to the MCLGs as feasible using the best available treatment technology.

**MRDL:** Maximum Residual Disinfectant Level is the highest level of a disinfectant allowed in drinking water. There is convincing evidence that addition of a disinfectant is necessary for control of microbial contaminants.

**MRDLG:** Maximum Residual Disinfectant Level Goal, is the level of a drinking water disinfectant below which there is no known or expected risk to health. MRDLGs do not reflect the benefits of the use of disinfectants to control microbial contaminants.

**N/A:** not applicable.

**ND:** not detectable at testing limits.

**NTU:** Nephelometric Turbidity Unit, used to measure cloudiness in drinking water.

**pCi/L:** picocuries per liter, a measure of radioactivity.

**PDWS:** Primary Drinking Water Standards are MCLs, MRDLs, and treatment techniques (TTs) for contaminants that affect health, along with their monitoring and reporting requirements.

**ppb:** parts per billion or micrograms per liter.

**ppm:** parts per million or milligrams per liter.

**ppt:** parts per trillion or nanograms per liter.

**PHG:** Public Health Goal is the level of a contaminant in drinking water below which there is no known or expected risk to health. PHGs are set by the California Environmental Protection Agency.

**RAA:** Running Annual Average, or the average of sample analytical results for samples taken during the previous

four calendar quarters.

**Range of Results:** Shows the lowest and highest levels found during a testing period, if only one sample was taken, then this number equals the Highest Test Result or Highest Value.

**SMCL:** Secondary Maximum Contaminant Level, or the secondary standards that are non-enforceable guidelines for contaminants and may cause cosmetic effects (such as skin or tooth discoloration) or aesthetic effects (such as taste, odor or color) in drinking water. EPA recommends these standards but does not require water systems to comply

**TT:** Treatment Technique, or a required process intended to reduce the level of a contaminant in drinking water.

**TTHM:** Total Trihalomethanes (chloroform, bromodichloromethane, dibromochloromethane, and bromoform) as a group.

## Conservation Tips for Consumers

Did you know that the average U.S. household uses approximately 400 gallons of water per day or 100 gallons per person per day? Luckily, there are many low-cost and no-cost ways to conserve water. Small changes can make a big difference – try one today and soon it will become second nature.

- ✓ Take short showers – a 5-minute shower uses 4 to 5 gallons of water compared to up to 50 gallons for a bath.
- ✓ Shut off water while brushing your teeth, washing your hair, and shaving and save up to 500 gallons a month.
- ✓ Use a water-efficient showerhead. They are inexpensive, easy to install, and can save you up to 750 gallons a month.
- ✓ Run your clothes washer and dishwasher only when they are full. You can save up to 1,000 gallons a month.
- ✓ Water plants only when necessary.
- ✓ Fix leaking toilets and faucets. Faucet washers are inexpensive and take only a few minutes to replace. To check your toilet for a leak, place a few drops of food coloring in the tank and wait. If it seeps into the toilet bowl without flushing, you have a leak. Fixing it or replacing it with a new, more efficient model can save up to 1,000 gallons a month.
- ✓ Adjust sprinklers so only your lawn is watered. Apply water only as fast as the soil can absorb it and during the cooler parts of the day to reduce evaporation.
- ✓ Teach your kids about water conservation to ensure a future generation that uses water wisely. Make it a family effort to reduce next month's water bill!
- ✓ Visit <https://www.epa.gov/watersense> for more information.

## Contact Information

For information about this report, or your water quality in general, please contact Liberty's office at 1-800-727-5987 or Vanessa Lumley, Water Quality Manager at (562) 805-2066.

