


**Consumer Confidence Report
Certification Form**
(to be submitted with a copy of the CCR)

(To certify electronic delivery of the CCR, use the certification form on the State Board's website at
http://www.swrcb.ca.gov/drinking_water/certlic/drinkingwater/CCR.shtml)

Water System Name: Rosamond Community Services District
Water System Number: 1510018

The water system named above hereby certifies that its Consumer Confidence Report was distributed on June 30, 2020 (date) to customers (and appropriate notices of availability have been given). Further, the system certifies that the information contained in the report is correct and consistent with the compliance monitoring data previously submitted to the State Water Resources Control Board, Division of Drinking Water.

Certified by: Name: Juan De La Rosa
Signature: 
Title: Chief Distribution Operator
Phone Number: (661) 256-3411 Date: 6/30/2020


To summarize report delivery used and good-faith efforts taken, please complete the below by checking all items that apply and fill-in where appropriate:

- ☐ CCR was distributed by mail or other direct delivery methods. Specify other direct delivery methods used: _____
- ☐ "Good faith" efforts were used to reach non-bill paying consumers. Those efforts included the following methods:
- ☒ Posting the CCR on the Internet at www.rosamondcsd.com
 - ☐ Mailing the CCR to postal patrons within the service area (attach zip codes used)
 - ☐ Advertising the availability of the CCR in news media (attach copy of press release)
 - ☐ Publication of the CCR in a local newspaper of general circulation (attach a copy of the published notice, including name of newspaper and date published)
 - ☒ Posted the CCR in public places (attach a list of locations) R.C.S.D. District Office
 - ☐ Delivery of multiple copies of CCR to single-billed addresses serving several persons, such as apartments, businesses, and schools
 - ☐ Delivery to community organizations (attach a list of organizations)
 - ☐ Other (attach a list of other methods used)
- ☐ For systems serving at least 100,000 persons: Posted CCR on a publicly-accessible internet site at the following address: www._____
- ☐ For investor-owned utilities: Delivered the CCR to the California Public Utilities Commission

This form is provided as a convenience for use to meet the certification requirement of the California Code of Regulations, section 64483(c).



Customer Name	Account Number	Service Address	Statement Date
			06/30/20



WATER



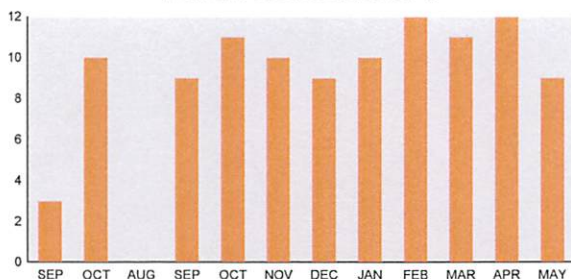
SEWER



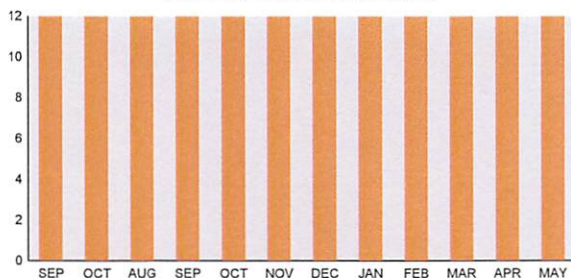
PAST DUE BALANCE



WATER USAGE HISTORY



SEWER USAGE HISTORY



MESSAGE CENTER

** To view the annual Consumer Confidence Report (CCR), please visit our website at www.rosamondcsd.com.**



3179 35th St. West
Rosamond, CA 93560

ACCOUNT NUMBER:

SERVICE ADDRESS:

PHONE PAYMENT ID:

ROSAMOND CA 93560

(This ID is unique to your account. Please do not share the number with others.)

Please detach & return this portion with your payment. Do not include cash or correspondence.
Payments are accepted via mail, at www.rosamondcsd.com, at our office, and via phone.

CURRENT CHARGES	PAST DUE BALANCE	TOTAL AMOUNT DUE
\$	\$	\$
DUE UPON RECEIPT	REMIT IMMEDIATELY	AMOUNT PAID

☐ CHECK BOX FOR ADDRESS/PHONE CHANGE ON REVERSE SIDE



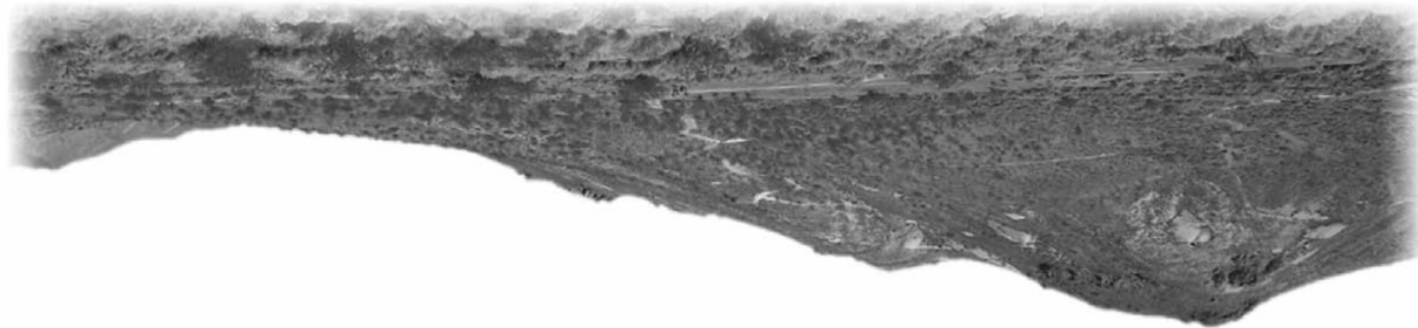
00001&1300000296000190444

Please Make Checks Payable and Remit to



ROSAMOND COMMUNITY SERVICES DISTRICT
PO BOX 845844
LOS ANGELES, CA 90084-5844

Additional Information on Reverse



ANNUAL CONSUMER CONFIDENCE REPORT

For the reporting period of January 1, 2019 through December 31, 2019

WHAT IS THIS REPORT?

The Rosamond Community Services District (RCSD) is proud of the fine drinking water it provides. This annual water quality report shows the source of our water, lists the results of our tests, and contains important information about water and health.

WHERE DOES THE WATER COME FROM?

The Rosamond CSD provides water from a blend of surface and groundwater. The Antelope Valley East Kern Water Agency (AVEK) supplies surface water to us. Surface water is blended with water from the Districts three (3) producing water wells and then is distributed through the distribution system to your home. The District also maintains six and one-half million gallons of water storage in five above ground tanks so that you can have drinking water available to your homes.



WHAT SHOULD BE IN MY WATER?

The source of drinking water (both tap water and bottled water) include rivers, lakes, streams, ponds, reservoirs, springs, and wells. As water travels over the surface of the land or through the ground, it dissolves naturally occurring minerals and, in some cases, radioactive material, and can pick up substances resulting from the presence of animals or from human activity.

IMPORTANT HEALTH INFORMATION

Some people may be more vulnerable to contaminants in drinking water than the general population. Immuno-compromised persons such as persons with cancer undergoing chemotherapy, persons who have undergone organ transplants, people with HIV/AIDS or other immune system disorders, some elderly and infants can be particularly at risk from infections. These people should seek advice about drinking water from their health care providers. USEPA/Center for Disease Control (CDC) guidelines on appropriate means to lessen the risk of infection by Cryptosporidium and other microbial contaminants are available from the Safe Drinking Water Hotline (1-800-426-4791) or visit www.epa.gov/safe water.

WHAT ABOUT ARSENIC?

The EPA has been reviewing the drinking water standard for arsenic because of concerns that it may not be stringent enough. In January 2001, the EPA set the new arsenic MCL at 10 ppb. By January 2006 all water systems were required to meet the new arsenic MCL.

While your drinking water meets the current standard for arsenic, it does contain low levels of arsenic. The standard balances the current understanding of arsenic’s possible health effects against the cost of removing arsenic from drinking water. The State Water Resource Control Board continues to research the health effects of low levels of arsenic, which is a mineral known to cause cancer in humans at high concentrations and is linked to other health effects such as skin damage and other circulatory problems.

HOW TO READ YOUR WATER QUALITY SUMMARY

Our water is tested regularly for many contaminants. The results of tests performed in 2019 are presented here.

The Public Health goal or PHG is the level of a contaminant in drinking water below which there are no known or a health risk. PHGs are set by California Environmental Protection Agency. If the number in this column is in parentheses, it is the Maximum Contaminant Level Goal or MCLG. This is the level of a contaminant in drinking water below which there is no known or expected risk to health. MCLGs are set by the U.S. Environmental Protection Agency.

Maximum Contaminant Level or MCL is the highest level of a contaminant that is allowed in drinking water. Primary MCLs are set as close to the PHGs (or MCLGs) as is economically and technologically feasible. Secondary MCLs are set to protect the odor, taste, and appearance of drinking water.

Average and Range shows the results observed in our water during the most recent round of testing. AVERAGE is the average of values detected for each contaminant. RANGE is the range of all tested levels from low to high during the testing period.

Source of Contaminants provides an explanation of the typical natural or man-made origins of the contaminant.

Regulatory Action Level (AL) is the concentration of a contaminant which, if exceeded, triggers treatment or other requirements that a water system must follow.

Treatment Technique (TT) is a required process intended to reduce the level of a contaminants in drinking water.

Primary Drinking Water Standard (PDWS) MCLs for contaminants that affect health along with their monitoring and reporting requirements and water treatment requirements.

WHAT CONTAMINANTS MIGHT BE IN THE WATER?

Contaminants that may be present in source water include:

(A) Microbial contaminants, such as viruses and bacteria that may come from sewage treatment plants, septic systems, agricultural livestock operations, and wildlife.

(B) Inorganic contaminants, such as salts and metals, that can be naturally occurring or result from urban storm water runoff, industrial or domestic wastewater discharges, oil and gas production, mining, or farming.

(C) Pesticides and herbicides that may come from a variety of sources such as agriculture, urban storm water runoff, and residential uses.

(D) Organic chemical contaminants, including synthetic and volatile organic chemicals, that are by-products of industrial processes and petroleum production, and can also come from gas stations, urban storm water runoff, agricultural application, and septic systems.

(E) Radioactive contaminants, that can be naturally occurring or be the result of oil and gas production and mining activities.

In order to insure that tap water is safe to drink, the U.S. Environmental Protection Agency (USEPA) and the State Water Resource Control Board (Department) prescribes regulations that limit the amount of certain contaminants in water provided by public water systems. Department regulations also establish limits for contaminants in bottled water that provides the same protection for public health.

Rosamond Community Services District welcomes any questions or comments. The Board of Directors of the Rosamond Community Services District has regular board meetings on the first and third Tuesdays of every month at 6:00 p.m. at the Rosamond Community Services District offices, 3179 35th Street, Rosamond, CA 93560.

We can be contacted at 661-256-3411 and additional information about the District can be obtained on our website at www.rosamondcsd.com

If you have questions about this report or drinking water quality call Steve Perez, General Manager with Rosamond Community Services District: (661) 256-3411 or the EPA Safe Drinking Water Hotline: (800) 426-4791.

Rosamond Community Services District is a member of:

- American Water Works Association
- Association of California Water Agencies
- California Rural Water Association
- California Special Districts Association
- Water Reuse Association

Este informe contiene informacion muy importante sobre el agua que usted consume. Para mas informacion puede llamar al 661-256-3411.

2019 SUMMARY OF WATER QUALITY DATA
ROSAMOND COMMUNITY SERVICES DISTRICT WATER SYSTEM

MICROBIOLOGICAL CONTAMINANTS	TEST DATE	UNIT	PHG	MCL	AVERAGE	VIOLATION	SOURCE OF CONTAMINANTS
Total Coliform Bacteria	2019		0	0	0	No	Naturally present in the environment.
DISINFECTION BY-PRODUCTS***	TEST DATE	UNIT	PHG	MCL	AVERAGE	VIOLATION	SOURCE OF CONTAMINANTS
Total Trihalomethane (TTHM)	2019	ppb	n/a	80	1.25	No	By-product of drinking water chlorination
Total Haloacetic Acids (HAA5)	2019	ppb	n/a	60	0.8	No	By-product of drinking water chlorination
Chlorine	2019	ppm	4	4	1.0	No	Drinking water disinfectant added for treatment
INORGANIC CHEMICALS	TEST DATE	UNIT	PHG	MCL	AVERAGE	VIOLATION	SOURCE OF CONTAMINANTS
Nitrate	2019	ppm	10	10	1.9	No	Runoff and leaching from fertilizer use; leaching from septic tanks, sewage; erosion of natural deposits.
Arsenic	2019	ppb	n/a	10	9.2	No	Erosion of natural deposit; runoff from orchards; glass and electronics productions wastes
Fluoride	2018	ppm	.15	2	0.48	No	Erosion of natural deposits; water additive, which promotes strong teeth; discharge from fertilizer and aluminum factories.
Turbidity	2018	NTU	n/a	TT(5.0)	0.2	No	Soil runoff
Secondary Drinking Water Standards	TEST DATE	UNIT	PHG	MCL	AVERAGE	VIOLATION	SOURCE OF CONTAMINANTS
Alkalinity	2018	ppm	n/a	n/a	113.3	No	Erosion of natural deposits
Calcium	2018	ppm	n/a	n/a	44	No	Runoff/leaching from natural deposits; seawater influence
Chloride	2018	ppm	n/a	(500)	32	No	Naturally-occurring polyvalent action present in the water, generally magnesium and calcium
Hardness	2018	ppm	n/a	n/a	146.6	No	Naturally-occurring salt; seawater influence
Sodium	2018	ppm	n/a	n/a	47	No	Substances that form ions when in water; seawater influence
Specific conductance	2018	umhos/cm	n/a	(1600)	473	No	Runoff/leaching from natural deposits
Total dissolved solids	2018	ppm	n/a	(1000)	296	No	Naturally occurring organic materials
Color	2018	Units	n/a	15	ND		
Metals – (LEAD & COPPER Monitoring)	TEST DATE	UNIT	PHG	MCL	AVERAGE	VIOLATION	SOURCE OF CONTAMINANTS
Copper	2018	ppm	0.17	AL = n/a 1000	0.093	n/a	Internal corrosion of household plumbing systems; erosion of natural deposits; leaching from wood preservatives
Lead	2018	ppb	2	AL = n/a	ND	n/a	Internal corrosion of household water plumbing systems; discharges from industrial manufacturers
KEY TO TABLE							NTU = Maximum Contaminant Level AL= Regulatory Action Level * ND = none detected * PHG = Public Health Goal * MCL = Maximum Contaminant Level Goal * pCi/L = Nephelometric Turbidity Units * SMCL = Secondary Maximum Contaminant Level * MCLG = Maximum Contaminant Level Goal * pCi/L = picocuries per liter (a measure of radioactivity) * TT = Treatment Technique * n/a = not applicable ppb = parts per billion, or micrograms per liter * ppm = parts per million, or micrograms per liter * umhos/cm = units of specific conductance