


APPENDIX G: CCR Certification Form (Suggested Format)

Consumer Confidence Report Certification Form (to be submitted with a copy of the CCR)

(To certify electronic delivery of the CCR, use the certification form on the State Water Board's website at
http://www.swrcb.ca.gov/drinking_water/certlic/drinkingwater/CCR.shtml)

Water System Name:	City of Clovis
Water System Number:	1010003

The water system named above hereby certifies that its Consumer Confidence Report was distributed on 06/24/2024 to customers (and appropriate notices of availability have been given). Further, the system certifies that the information contained in the report is correct and consistent with the compliance monitoring data previously submitted to the State Water Resources Control Board, Division of Drinking Water.

Certified by:	Paul Armendariz
Name:	Paul Armendariz
Signature:	
Title:	Deputy Public Utilities Director
Phone number:	(559) 324-2649
Date:	July 30, 2024

To summarize report delivery used and good-faith efforts taken, please complete the below by checking all items that apply and fill-in where appropriate:

☒ CCR was distributed by mail or other direct delivery methods. Specify other direct delivery methods used: _____

A copy of the 2023 CCR was also posted to the City's Facebook and Nextdoor social media accounts.

☒ "Good faith" efforts were used to reach non-bill paying consumers. Those efforts included the following methods:

- ☒ Posting the CCR on the Internet at <https://cityofclovis.com/public-utilities/water/resources/>
- ☐ Mailing the CCR to postal patrons within the service area (attach zip codes used)
- ☒ Advertising the availability of the CCR in news media (attach copy of press release)
- ☐ Publication of the CCR in a local newspaper of general circulation (attach a copy of the published notice, including name of newspaper and date published)

- ☐ Posted the CCR in public places (attach a list of locations)
- ☒ Delivery of multiple copies of CCR to single-billed addresses serving several persons, such as apartments, businesses, and schools
- ☐ Delivery to community organizations (attach a list of organizations)
- ☐ Other (attach a list of other methods used)
- ☒ For systems serving at least 100,000 persons: Posted CCR on a publicly-accessible internet site at the following address: <https://cityofclovis.com/public-utilities/water/resources/>
- ☐ For investor-owned utilities: Delivered the CCR to the California Public Utilities Commission

This form is provided as a convenience for use to meet the certification requirement of the California Code of Regulations, section 64483(c).



**CCR Mailing Certification
For
City of Clovis**

Official Mailing Date: 06/24/2024

This is an official notice that your annual Consumer Confidence Report/notification was delivered to your water customers on the date listed above. This is the date that the U.S. Postal Service accepted your reports/notifications and began the mailing process. You may use this date while completing your state certification form indicating the completion of this year's project. If you require any additional information, please let us know at your convenience.

Thank you again for allowing us this opportunity to assist you in managing your Consumer Confidence Report project.

CITY OF CLOVIS WATER DIVISION
2023 CONSUMER CONFIDENCE REPORT
Apartments and Mobile Home Parks Distribution List

NO.	DELIVERY DATE	QUANTITY DISBURSED	COMPLEX MANAGER	APARTMENT COMPLEX	APARTMENT ADDRESS	Address	MAJOR STREETS	PHONE NUMBER	NOTES
1	7/1/2024	20	Tonya	Briarwood Apts.	Alamos, 275 W.	275 W. Alamos	Alamos/Peach, nec; s/o Shaw	(559) 292-6890	
2	7/1/2024	30	Christie Hill	Royal Villa Apts.	Alamos, 280 W.	280 W. Alamos	Alamos/Peach, sec; s/o Shaw	(559) 291-2231	
3	7/1/2024	20	Drop Box; Terri Blair	Harmony Apts.	Alamos, 300 W.	300 W. Alamos	Alamos/Peach, sec; s/o Shaw	(559) 352-1647	Rental Office No. 110
4	7/1/2024	20	Jennifer	Cedar Apts.	Alamos, 315 W.	315 W. Alamos	Alamos/Peach, nec; s/o Shaw	(559) 291-0991	
5	7/1/2024	20	Robert L. Jensen & Associates	Santa Ana Villa Apts.	Alamos, 451 W., No. 5	451 W. Alamos	Alamos/Peach, nwc; s/o Shaw	(559) 252-4525	No onsite office
6	7/5/2024	130	Cynthia	Harmony Bay	Alluvial, 750 W.	750 W. Alluvial	Alluvial/Willow	(559) 325-5533	
7	7/5/2024	20	Dan Piro (Mngr.) & Dave	The Fountains at Alluvial	Alluvial, 1600-1790	1600 Alluvial	Alluvial/Fowler, swc	(866) 778-1065	
8	7/2/2024	20	Drop Box; Rebeca Inostroz	Harbor Pointe Apartments	Ashlan, 2627, No. 102	2627 Ashlan	Ashlan/Temperance, nec	(559) 231-5099	
9	7/2/2024	20	Michelle; Charlene (Mngr.)	Pacific Grove Apts.	Barstow, 287	287 Barstow	Barstow/Villa, nwc	(559) 299-9320	
10	7/2/2024	20	Drop Box; Kimberly Murphy	Clovis Courtyard	Barstow, 647 W.	647 W. Barstow	Barstow/Willow, nec, e/o Willow	(559) 299-5851	
11	7/5/2024	20	Drop Box; Edith; Yolanda	Prescott Pointe Apts.	Bullard, 250 W.	250 W. Bullard	Bullard/Villa	(559) 299-9014	
12	7/5/2024	20	Tamara Reagan; Kris	Scottsmen Too Apts.	Bullard, 55 W.	55 W. Bullard	Bullard/Minnewawa, nwc	(559) 297-2297	
13	7/8/2024	20	Drop Box; Ruth & Danny Beck	Heather Court Apts.	Bush, 707	707 Bush	Bush/Bullard, along SH 168	(559) 299-8491	Office is west of pool
14	7/5/2024	20	Ana	Cottonwood Grove Apts.	Clovis, 732 N.	732 N. Clovis	Clovis/Alluvial, swc	(559) 323-5622	
15	7/5/2024	20	Tamara Richmond (Mngr.)	Coventry Cove Apts.	Coventry, 190 N.	190 N. Coventry	Coventry/Temperance, e/o Sierra	(559) 322-1105	
16	7/2/2024	20	Drop Box; Roni	Dartmouth Tower Apt. Homes	Dartmouth, 1900	1900 Dartmouth	Dartmouth/Shaw	(559) 322-5000	82 Units
17	7/5/2024	20	Amber Nelson; Josh	Silver Ridge Senior Apts.	Dewitt, 88	88 Dewitt	Dewitt/Sierra, n/o Sierra	(559) 298-8700	Gate: #0088
18	7/5/2024	20	Pamphlet Display Area	Fresno County Library: Clovis Branch	Fifth, 1155, City Hall	1155 Fifth	Fifth/Sunnyside	(559) 299-9531	Information Stand
19	7/5/2024	20	Debbie (Mngr.) & Nicole (Asst.)	Sierra Ridge	Fowler, 100	100 Fowler	Fowler/Tollhouse, swc	(559) 297-2292	
20	7/8/2024	20	Yvette Ortiz	Tollhouse Crossing	Fowler, 102 N.	102 N. Fowler	Fowler/Tollhouse, swc	(559) 298-8200	Gate: #1555
21	7/3/2024	20	Frank & Pam Mazon	Solstice Senior Living	Fowler, 2100	2100 Fowler	Fowler/Shaw	(559) 346-1422	
22	7/5/2024	20	Tiffany	Sierra Hills Apts.	Fowler, 641	641 Fowler	Fowler/Herndon, nec	(559) 298-9980	
23	7/5/2024	20	Drop Box; Victoria	Granite Ridge Apartments	Fowler, 745 N.	745 N. Fowler	Fowler/SH 168, n/o Herndon	(559) 325-3430	
24	7/3/2024	20	Inez	Copper Beech Townhome Communities	Gettysburg, 1101	1101 Gettysburg	Gettysburg/Sierra Vista Parkway	(559)431-7977	
25	7/1/2024	20	Myra	Merit Manor	Gettysburg, 400	400 Gettysburg	Gettysburg/Peach, swc	(559) 291-9555	
26	7/1/2024	25	Drop Box; Judy Camp	Gettysburg Gardens	Gettysburg, 441 W.	441 W. Gettysburg	Gettysburg/Peach	(559) 292-5671	
27	7/1/2024	30	Drop Box; Veronica	The Willows	Gettysburg, 865 W.	865 W. Gettysburg	Gettysburg, w/o Willow	(559) 294-8993	
28	7/1/2024	20	Drop Box; Eduardo Santa Cruz	Shaw-Clovis Mobile Home Park	Helm, 2110	2110 Helm	Helm, s/o Shaw	(559) 291-3281	
29	7/5/2024	20	Drop Box; Heather Wolfe (Mngr.)	Marbella	Herndon, 2500 E.	2500 E. Herndon	Herndon, w/o Temperance	(559) 490-3906	122 Units
30	7/3/2024	20	Drop Box; Joseph	Lincoln Apts.	Lincoln, 581 W.	581 W. Lincoln	Lincoln/Helm, cul-de-sac; n/o Barstow	(559) 322-4679	
31	7/3/2024	20	Drop Box; Porchia	Minnewawa Apts.	Minnewawa, 800	800 Minnewawa	Minnewawa, s/o Bullard	(559) 323-9545	
32	7/3/2024	20	Drop Box; Deanna	Woodside Village Apts.	Minnewawa, 1050	1050 Minnewawa	Minnewawa/Barstow, nwc	(559) 297-0334	
33	7/3/2024	20	Denise (Mngr.)	Lexington Square Apts.	Minnewawa, 1300	1300 Minnewawa	Minnewawa/Barstow, swc	(559) 298-7525	
34	7/3/2024	100	Beth	Bonaventure Park	Minnewawa, 1724	1724 Minnewawa	Minnewawa/Shaw	(559) 299-2924	225 Units
35	7/8/2024	20	Drop Box; Shirley Freeman or Michelle	Creek Park Village	Minnewawa, 314-350	314 Minnewawa	Minnewawa, n/o Bullard	(559) 298-1331	Gate: #2557
36	7/3/2024	20	Drop Box; Morgan	Providence Pointe	Ninth, 111 W.	111 W. Ninth	Ninth/Villa; Bullard/Villa, sec	(559) 322-7380	
37	7/3/2024	20	Viola	Shadowbrook Apts.	Ninth, 91 W. Ste. 100	91 W. Ninth	Ninth/Villa; Bullard/Villa, sec	(559) 298-6501	
38	7/1/2024	20	Drop Box; Rita	Oasis Apts.	Peach, 2127	2127 Peach	Peach/Alamos, nec; s/o Shaw	(559) 299-0343	
39	7/1/2024	20	Jennifer Rivas	Alamos Gardens Apts.	Peach, 2205	2205 Peach	Peach/Alamos, nec; s/o Shaw	(559) 291-0161	
40	7/2/2024	20	Lindsay Shipman	Peachland Apts.	Peach, 2245	2245 Peach	Peach/Alamos, nec; s/o Shaw	(559) 291-8888	66 Units
41	7/3/2024	20	Mailbox Pamphlet Area	Regency Place	Pierce Dr., 1436	1436 Pierce	Pierce/Barstow, swc; e/o Willow; s/o Barstow	(559) 298-5913	No onsite office

CITY OF CLOVIS WATER DIVISION
2023 CONSUMER CONFIDENCE REPORT
Apartments and Mobile Home Parks Distribution List

NO.	DELIVERY DATE	QUANTITY DISBURSED	COMPLEX MANAGER	APARTMENT COMPLEX	APARTMENT ADDRESS	Address	MAJOR STREETS	PHONE NUMBER	NOTES
42	7/5/2024	20	Drop Box; Rose Judkins	Trailside Apts.	Pollasky, 175 N.	175 N. Pollasky	Pollasky/Dewitt, n/o Sierra	(559) 298-0300	
43	7/3/2024	20	Drop Box; Alex Vasquez	Sierra Meadows & Del Parque Apts.	Portals, 139 W.	139 W. Portals	Portals/Villa; Villa/Barstow, nec	(559) 298-1977	
44	7/1/2024	10	Drop Box; Sharon	Sierra Villa Apts.	Santa Ana, 139	139 Santa Ana	Santa Ana/Minnewawa	(559) 291-1583	
45	7/1/2024	20	Drop Box	Santa Ana Palms	Santa Ana, 169 W.	169 W. Santa Ana	Santa Ana/Villa, nec	(559) 519-3937	
46	7/1/2024	20	Drop Box; Carolina Valero	Granada Apts.	Santa Ana, 215 W.	215 W. Santa Ana	Santa Ana/Villa, nwc	(559) 291-0471	
47	7/1/2024	20	Drop Box; Naomi	Garden Villa Apts.	Santa Ana, 289 W.	289 W. Santa Ana	Santa Ana/Villa, nwc	(559) 291-4305	
48	7/1/2024	20	Kathy	Park Villa Apts.	Santa Ana, 361 W.	361 W. Santa Ana	Santa Ana/Peach, nec	(559) 291-4575	48 Units
49	7/1/2024	35	Drop Box; Anai & Martha	Willow Lakes Apts.	Santa Ana, 697 W.	697 W. Santa Ana	Santa Ana/Willow	(559) 291-2395	
50	7/3/2024	20	Robin	Countryside Apts.	Scott, 1200	1200 Scott	Sunnyside/Scott	(559) 297-7924	
51	7/3/2024	20	Paul	Carmel Village at Clovis	Shaw, 1650	1650 Shaw	Shaw/Fowler	(559) 297-4900	
52	7/3/2024	20	Mercedes	Sage Stone: A Clovis Community	Sunnyside, 1700 or 1201 Scott	1700 Sunnyside	Sunnyside/Scott	(559) 299-5311	
53	7/5/2024	20	Jeanie (Mngr.)	Claremont Senior Apts.	Sunnyside, 2151 & 2152 Stanford	2151 Sunnyside	Sunnyside/Shaw, sec	(559) 322-9308	
54	7/5/2024	20	Sarah	Woods Mobile Country	Sylmar, 1001	1001 Sylmar	Sylmar/Barstow, w/o Villa	(559) 299-9261	
55	7/5/2024	20	Jennifer	Woodbridge Apts.	Sylmar, 1099	1099 Sylmar	Sylmar/Barstow	(559) 299-5811	
56	7/5/2024	220	Paula	Arabian Villa/Campus Corral MH Parks	Villa, 1500 or 1650 Villa	1500 Villa	Villa/Shaw	(559) 299-5284	Manager: Space 51
57	7/1/2024	20	Diane	Edgewood Apts.	Villa, 2120	2120 Villa	Villa/Alamos, nwc, s/o Shaw	(559) 294-7200	
58	7/1/2024	20	Elizabeth & Alvaro Jimenez	The Vineyard Apts.	Villa, 2220	2220 Villa	Villa/Alamos, nwc, s/o Shaw	(559) 292-1251	
59	7/5/2024	20	Duane	Villa Sorrento (Age 55 & over)	Villa, 434	434 Villa	Villa/Bullard, nwc	(559) 322-0434	
60	7/5/2024	20	Jordan Rapoza	Villa Apartments	Villa, 505	505 Villa	Villa/Bullard, nec	(559) 298-5400	Closed Wed.
61	7/5/2024	20	Drop Box; Rick Walline	Dry Creek Meadows	Villa, 740	740 Villa	Vila, s/o Bullard, w/s of Villa	(559) 299-4003	
62	7/1/2024	10	Jessica	The Scottsmen Apts.	Willow, 2777	2777 Willow	Willow/Gettysburg, nec	(559) 292-4755	
63	7/1/2024	20	Drop Box; Anna	Willow Ridge Apts.	Willow, 2800	2800 Willow	Willow/Gettysburg, swc	(559) 292-1009	
64	7/1/2024	20	Drop Box; Yurisan Garcia	Chateau Monterey	Willow, 2881	2881 Willow	Willow, s/o Gettysburg	(559) 294-7144	
65	7/1/2024	50	Drop Box; Elizabeth & Alvaro Jimenez	Ashtree Apartments	Willow, 3131	3131 Willow	Willow/Ashlan, nec	(559) 292-1365	Gate: #1365
66									
67									
68									
69									
70									
71									
72									
73									
74									
75									

TOTAL: 1740



CITY *of* CLOVIS

1033 FIFTH STREET • CLOVIS, CA 93612

FOR IMMEDIATE RELEASE
News Release
July 11, 2024


Contact: Taylor Danielson,
Communications & Marketing Analyst
(559) 324-2013, TaylorD@CityofClovis.com

City of Clovis Announces 2023 Annual Water Quality Report

Clovis, CA, July 11, 2024 – The City of Clovis Water Division is pleased to announce that the Annual Water Quality Report for 2023 has been completed and made available to the community. The report provides important details about the quality of water supplied in the City of Clovis and Tarpey Village.

The Annual Water Quality Report, also called the Consumer Confidence Report, is a snapshot of last year's water quality covering all testing performed between January 1 and December 31, 2023. The constant goal of the City of Clovis Water Division is to provide a dependable supply that meets safe drinking water standards, and the division provides this report in an effort to keep the community informed and to help city utility customers understand the efforts made to continually improve the water treatment process and protect our water resources.

Hard copies have been mailed to all city utility customers and can also be requested by calling the Public Utilities Department at (559) 324-2600. The report can also be found online at CityofClovis.com.



###

CityofClovis.com

Social Media Outlets



City of Clovis Water Division 2023 Consumer Confidence Report

No.	Social Media Outlet	URL
1	Facebook	https://www.facebook.com/clovis.ca/
2	Nextdoor	https://nextdoor.com/agency-detail/ca/clovis/city-of-clovis/



ANNUAL WATER QUALITY REPORT

Reporting Year 2023



Presented By
City of Clovis
Water Division

Este informe contiene información muy importante sobre su agua potable.
Tradúzcalo o hable con alguien que lo entienda bien.

Daimntawv tshaj tawm no muaj lus tseemceeb txog koj cov dej haus.
Tshab txhais nws, los yog tham nrog tej tug neeg uas totaub txog nws.

PWS ID#: CA1010003



Our Commitment



We are pleased to present to you this year's annual water quality report. This report is a snapshot of last year's water quality covering all testing performed between January 1 and December 31, 2023. Included are details about your sources of water, what it contains, and how it compares to standards set by regulatory agencies. Our constant goal is to provide you with a safe and dependable supply of drinking water. We want you to understand the efforts we make to continually improve the water treatment process and protect our water resources. We are committed to ensuring the quality of your water and providing you with this information because informed customers are our best allies.

Water Conservation

Please visit cityofclovis.com for current information on allowed watering days and conservation requirements. For customers who wish to replace their existing 5- to 7-gallon-per-flush toilets with ultra-low-flow 1.28-gallon models, rebates up to \$75 are available with advance approval from the city. The city also has low-flow showerheads and faucet aerators available at no charge. High-efficiency washing machine rebates of \$35 to \$50 per qualified machine purchased and installed are also available. For information on rebates, water use audits, and fixture replacements, call (559) 324-2600 or visit cityofclovis.com.

Source Water Assessment

An assessment of drinking water sources was completed in 2003 by the SWRCB and in 2006, 2009, and 2015 by the City of Clovis. These sources are considered most vulnerable to the following activities associated with contaminants detected in the water supply: known contaminant plumes, fertilizer, and pesticide/herbicide application. The sources are considered most vulnerable to these activities: automobile (gas stations), metal plating/finishing/fabrication, historic waste dumps/landfills, boat services/repair/refinishing, sewer collection systems, chemical/petroleum processing/storage, dry cleaners, automobile (body shops), automobile repair shops, fleet/truck/bus terminals, junk/scrap/salvage yards, machine shops, photo processing/printing, plastics/synthetics producers, underground storage tanks (confirmed leaking), and septic systems.

An assessment of the Enterprise Canal was completed by the city in 2023. This source is most vulnerable to chemical or fuel storage tanks. A copy of the complete assessment is available from our office at 155 North Sunnyside Avenue. You may request a summary of the assessment by contacting Public Utilities at (559) 324-2600.

Where Does My Water Come From?

We supply water to the City of Clovis and the Tarpey Village unincorporated area of Fresno County. Our sources are the Kings River, via the Enterprise Canal, and 37 groundwater wells. Of these wells, six have wellhead treatment to provide removal of 1,2-dibromo-3-chloropropane (DBCP), 1,2,3-trichloropropane (TCP), or both, and one has wellhead treatment to remove iron and manganese.

Lead in Home Plumbing

If present, elevated levels of lead can cause serious health problems, especially for pregnant women and young children. Lead in drinking water is primarily from materials and components associated with service lines and home plumbing. We are responsible for providing high-quality drinking water, but we cannot control the variety of materials used in plumbing components. When your water has been sitting for several hours, you can minimize the potential for lead exposure by flushing your tap for 30 seconds to two minutes before using water for drinking or cooking. (If you do so, you may wish to collect the flushed water and reuse it for another beneficial purpose, such as watering plants.) If you are concerned about lead in your water, you may wish to have your water tested. Information on lead in drinking water, testing methods, and steps you can take to minimize exposure is available from the Safe Drinking Water Hotline at (800) 426-4791 or epa.gov/safewater/lead.

Important Health Information

Some people may be more vulnerable to contaminants in drinking water than the general population. Immunocompromised persons such as persons with cancer undergoing chemotherapy, persons who have undergone organ transplants, people with HIV/AIDS or other immune system disorders, some elderly, and infants may be particularly at risk from infections. These people should seek advice about drinking water from their health care providers. The U.S. Environmental Protection Agency (EPA)/Centers for Disease Control and Prevention (CDC) guidelines on appropriate means to lessen the risk of infection by *cryptosporidium* and other microbial contaminants are available from the Safe Drinking Water Hotline at (800) 426-4791 or water.epa.gov/drink/hotline.



QUESTIONS?

For more information about this report, or for any questions relating to your drinking water, please call the Public Utilities Department at (559) 324-2600.

Substances That Could Be in Water

The sources of drinking water (both tap water and bottled water) include rivers, lakes, streams, ponds, reservoirs, springs, and wells. As water travels over the surface of the land or through the ground, it dissolves naturally occurring minerals and, in some cases, radioactive material and can pick up substances resulting from the presence of animals or from human activity.



In order to ensure that tap water is safe to drink, the U.S. EPA and the State Water Resources Control Board (SWRCB) prescribe regulations that limit the amount of certain contaminants in water provided by public water systems. The U.S. Food and Drug Administration regulations and California law also establish limits for contaminants in bottled water that provide the same protection for public health. Drinking water, including bottled water, may reasonably be expected to contain at least small amounts of some contaminants. The presence of contaminants does not necessarily indicate that water poses a health risk.

Contaminants that may be present in source water include:

Microbial Contaminants, such as viruses and bacteria, that may come from sewage treatment plants, septic systems, agricultural livestock operations, and wildlife;

Inorganic Contaminants, such as salts and metals, that can be naturally occurring or can result from urban stormwater runoff, industrial or domestic wastewater discharges, oil and gas production, mining, or farming;

Pesticides and Herbicides that may come from a variety of sources such as agriculture, urban stormwater runoff, and residential uses;

Organic Chemical Contaminants, including synthetic and volatile organic chemicals, which are by-products of industrial processes and petroleum production, and which can also come from gas stations, urban stormwater runoff, agricultural applications, and septic systems;

Radioactive Contaminants that can be naturally occurring or can be the result of oil and gas production and mining activities.

More information about contaminants and potential health effects can be obtained by calling the U.S. EPA's Safe Drinking Water Hotline at (800) 426-4791.

Testing for *Cryptosporidium*

Cryptosporidium is a microbial pathogen found in surface water throughout the U.S. Although filtration removes *cryptosporidium*, the most commonly used filtration methods cannot guarantee 100-percent removal. The City of Clovis surface water treatment plant (SWTP) has a microfiltration process that removes 99.99 percent. Our monitoring indicates the presence of these organisms in the source water. Current test methods do not allow us to determine if the organisms are dead or if they are capable of causing disease. Ingestion of *cryptosporidium* may cause cryptosporidiosis, an abdominal infection whose symptoms include nausea, diarrhea, and abdominal cramps. Most healthy individuals can overcome the disease within a few weeks; however, immunocompromised people, infants and small children, and the elderly are at greater risk of developing life-threatening illness. We encourage immunocompromised individuals to consult their doctor regarding appropriate precautions to take to avoid infection. *Cryptosporidium* must be ingested to cause disease, and it may be spread through means other than drinking water.

Community Participation

The Clovis City Council regularly meets on the first, second, and third Monday of the month at 6:00 p.m. at the Clovis City Council Chamber, located at 1033 Fifth Street. We invite you to attend and participate in these meetings.



Test Results

Unless otherwise noted, the data presented in these tables is from testing done from January 1 to December 31, 2023, and includes both groundwater and surface water sources. The presence of these contaminants in the water does not necessarily indicate that the water poses a health risk. In 2023 approximately 53 percent of the city's water distribution system was served by groundwater wells, and 47 percent was served by surface water via the city's SWTP. The state requires monitoring for certain contaminants less than once per year because the concentrations of these contaminants are not expected to vary significantly from year to year. The most recent sample data are included, along with the year in which the sample was taken. However, some of the data shown in the table, though representative of the water quality, are more than a year old.

We participated in the fifth stage of the U.S. EPA's Unregulated Contaminant Monitoring Rule (UCMR5) program by performing additional tests on our drinking water. UCMR5 sampling benefits the environment and public health by providing the U.S. EPA with data on the occurrence of contaminants suspected to be in drinking water to determine if it needs to introduce new regulatory standards to improve drinking water quality. Unregulated contaminant monitoring data is available to the public, so please feel free to contact us if you are interested in obtaining that information. If you would like more information on the U.S. EPA's Unregulated Contaminant Monitoring Rule, please call the Safe Drinking Water Hotline at (800) 426-4791.

REGULATED SUBSTANCES							
SUBSTANCE (UNIT OF MEASURE)	YEAR SAMPLED	MCL [MRDL]	PHG (MCLG) [MRDLG]	AVERAGE DETECTED	RANGE LOW-HIGH	IN COMPLIANCE	TYPICAL SOURCE
1,2,3-Trichloropropane [1,2,3-TCP] (ppt)	2023	5	0.7	1.18	ND–3.8	Yes	Discharge from industrial and agricultural chemical factories; leaching from hazardous waste sites; cleaning and maintenance solvent, paint, and varnish remover, and degreasing agent; by-product of other compounds and pesticides
Arsenic (ppb)	2023	10	0.004	0.93	ND–3.9	Yes	Erosion of natural deposits; runoff from orchards; glass and electronics production wastes
Barium (ppm)	2023	1	2	0.064	ND–0.17	Yes	Discharges of oil drilling wastes and from metal refineries; erosion of natural deposits
Chlorine (ppm)	2023	[4.0 (as Cl ₂)]	[4 (as Cl ₂)]	1.29	0.53–2.07	Yes	Drinking water disinfectant added for treatment
Dibromochloropropane [DBCP] (ppt)	2023	200	3	25.9	ND–190	Yes	Banned nematocide that may still be present in soils due to runoff/leaching from former use on soybeans, cotton, vineyards, tomatoes, and tree fruit
Fluoride (ppm)	2023	2.0	1	0.13	ND–0.20	Yes	Erosion of natural deposits; water additive that promotes strong teeth; discharge from fertilizer and aluminum factories
Gross Alpha Particle Activity (pCi/L)	2023	15	(0)	2.25	0.48–4.41	Yes	Erosion of natural deposits
HAA5 [sum of 5 haloacetic acids]– Stage 2 (ppb)	2023	60	NA	17.3	ND–26	Yes	By-product of drinking water disinfection
Hexavalent Chromium (ppb)	2015	NS ¹	0.02	ND	ND–2.2	Yes	Discharge from electroplating factories, leather tanneries, wood preservation, chemical synthesis, refractory production, and textile manufacturing facilities; erosion of natural deposits
Nitrate [as nitrogen]² (ppm)	2023	10	10	4.02	ND–8.7	Yes	Runoff and leaching from fertilizer use; leaching from septic tanks and sewage; erosion of natural deposits
TTHMs [total trihalomethanes]– Stage 2 (ppb)	2023	80	NA	34	ND–58	Yes	By-product of drinking water disinfection

SURFACE WATER [TREATMENT TECHNIQUE (TT)=MICROFILTRATION]

SUBSTANCE (UNIT OF MEASURE)	YEAR SAMPLED	MCL [MRDL]	AVERAGE DETECTED	RANGE LOW-HIGH	NUMBER OF VIOLATIONS	TYPICAL SOURCE
Turbidity (NTU)	2023	TT = 95% of samples meet the limit of <=0.1 NTU	0.037	0.029 - 0.049	None	Soil runoff
Turbidity (lowest monthly percent of samples meeting limit)	2023	TT = 95% of samples meet the limit of <=0.1 NTU	100%	NA	None	Soil runoff

Tap water samples were collected for lead and copper analyses from sample sites throughout the community

SUBSTANCE (UNIT OF MEASURE)	YEAR SAMPLED	AL	PHG (MCLG)	AVERAGE DETECTED (90TH %ILE)	SITES ABOVE AL/ TOTAL SITES	IN COMPLIANCE	TYPICAL SOURCE
Copper (ppm)	2021	1.3	0.3	0.17	0/53	Yes	Internal corrosion of household plumbing systems; erosion of natural deposits; leaching from wood preservatives
Lead (ppb)	2021	15	0.2	ND	0/53	Yes	Internal corrosion of household water plumbing systems; discharges from industrial manufacturers; erosion of natural deposits

SECONDARY SUBSTANCES

SUBSTANCE (UNIT OF MEASURE)	YEAR SAMPLED	SMCL	PHG (MCLG)	AVERAGE DETECTED	RANGE LOW-HIGH	IN COMPLIANCE	TYPICAL SOURCE
Chloride (ppm)	2023	500	NS	8.04	2.6–36	Yes	Runoff/leaching from natural deposits; seawater influence
Color (units)	2023	15	NS	ND	NA	Yes	Naturally occurring organic materials
Iron (ppb)	2023	300	NS	1.25	ND–40	Yes	Leaching from natural deposits; industrial wastes
Manganese (ppb)	2023	50	NS	1.84	ND–42	Yes	Leaching from natural deposits
Specific Conductance (µmho/cm)	2023	1,600	NS	311	33–670	Yes	Substances that form ions when in water; seawater influence
Sulfate (ppm)	2023	500	NS	9.52	0.59–25	Yes	Runoff/leaching from natural deposits; industrial wastes
Total Dissolved Solids (ppm)	2023	1,000	NS	228	51–430	Yes	Runoff/leaching from natural deposits
Turbidity (NTU)	2023	5	NS	0.16	ND–0.43	Yes	Soil runoff

UNREGULATED SUBSTANCES ³

SUBSTANCE (UNIT OF MEASURE)	YEAR SAMPLED	AVERAGE DETECTED	RANGE LOW-HIGH	TYPICAL SOURCE
Hardness, Total [as CaCO3] (ppm)	2023	116.4	7.3–280	Sum of polyvalent cations present in the water, generally naturally occurring magnesium and calcium
Sodium (ppm)	2023	18.0	3–30	Naturally occurring

Definitions

90th %ile: The levels reported for lead and copper represent the 90th percentile of the total number of sites tested. The 90th percentile is equal to or greater than 90% of our lead and copper detections.

AL (Regulatory Action Level): The concentration of a contaminant which, if exceeded, triggers treatment or other requirements that a water system must follow.

MCL (Maximum Contaminant Level): The highest level of a contaminant that is allowed in drinking water. Primary MCLs are set as close to the PHGs (or MCLGs) as is economically and technologically feasible. Secondary MCLs (SMCLs) are set to protect the odor, taste, and appearance of drinking water.

MCLG (Maximum Contaminant Level Goal): The level of a contaminant in drinking water below which there is no known or expected risk to health. MCLGs are set by the U.S. EPA.

MRDL (Maximum Residual Disinfectant Level): The highest level of a disinfectant allowed in drinking water. There is convincing evidence that addition of a disinfectant is necessary for control of microbial contaminants.

MRDLG (Maximum Residual Disinfectant Level Goal): The level of a drinking water disinfectant below which there is no known or expected risk to health. MRDLGs do not reflect the benefits of the use of disinfectants to control microbial contaminants.

NA: Not applicable.

ND (Not detected): Indicates that the substance was not found by laboratory analysis.

NL (Notification Level): Established health-based advisory level.

NS: No standard.

NTU (Nephelometric Turbidity Units): Measurement of the clarity, or turbidity, of water. Turbidity in excess of 5 NTU is just noticeable to the average person.

pCi/L (picocuries per liter): A measure of radioactivity.

PDWS (Primary Drinking Water Standard): MCLs and MRDLs for contaminants that affect health, along with their monitoring and reporting requirements and water treatment requirements.

PHG (Public Health Goal): The level of a contaminant in drinking water below which there is no known or expected risk to health. PHGs are set by the California EPA.

ppb (µg/L) (parts per billion): One part substance per billion parts water (or micrograms per liter).

ppm (mg/L) (parts per million): One part substance per million parts water (or milligrams per liter).

ppt (ng/L) (parts per trillion): One part substance per trillion parts water (or nanograms per liter).

RL (Response Level): Level at which recommendation occurs.

TT (Treatment Technique): A required process intended to reduce the level of a contaminant in drinking water.

µmho/cm (micromhos per centimeter): A unit expressing the amount of electrical conductivity of a solution.

UNREGULATED SUBSTANCES (UCMR5) ³			
SUBSTANCE (UNIT OF MEASURE)	YEAR SAMPLED	AVERAGE DETECTED	RANGE LOW-HIGH
Perfluorobutanesulfonic Acid [PFBS] ⁴ (ppt)	2023	0.62	ND–7.90
Perfluorobutanoic Acid [PFBA] ⁴ (ppt)	2023	0.08	ND–6.10
Perfluorodecanoic Acid [PFDA] ⁴ (ppt)	2023	0.04	ND–3.10
Perfluoroheptanoic Acid [PFHpA] ⁴ (ppt)	2023	0.13	ND–5.70
Perfluorohexanesulfonic Acid [PFHxS] ⁴ (ppt)	2023	0.25	ND–8.80
Perfluorohexanoic Acid [PFHxA] ⁴ (ppt)	2023	0.41	ND–8.00
Perfluorooctanesulfonic Acid [PFOS] ⁴ (ppt)	2023	1.52	ND–41
Perfluorooctanoic Acid [PFOA] ⁴ (ppt)	2023	0.80	ND–18
Perfluorononanoic Acid [PFNA] ⁴ (ppt)	2023	0.16	ND–6.90
Perfluoropentanoic Acid [PFPeA] ⁴ (ppt)	2023	0.24	ND–8.40
State Monitoring of Substances with Notification Levels ³			
Perfluorobutanesulfonic Acid [PFBS] ⁴ (ppt)	2023	1.27	ND–8.5
Perfluorohexanesulfonic Acid [PFHxS] ⁴ (ppt)	2023	0.42 ⁵	ND–4.4 ⁵
Perfluorooctanesulfonic Acid [PFOS] ⁴ (ppt)	2023	5.83 ⁶	ND–38 ⁶
Perfluorooctanoic Acid [PFOA] ⁴ (ppt)	2023	3.70 ⁷	ND–18 ⁷

¹There is currently no MCL for hexavalent chromium. The previous MCL of 0.010 ppm was withdrawn on September 11, 2017. Some people who drink water containing hexavalent chromium in excess of 0.010 ppm over many years may have an increased risk of getting cancer. This substance was included with UCMR3 sampling in 2015. Results did not require additional sampling.

²Nitrate in drinking water at levels above 10 ppm can be a health risk for infants of less than six months of age. Such nitrate levels in drinking water can interfere with the capacity of the infant's blood to carry oxygen. Symptoms include shortness of breath and blueness of the skin. Nitrate levels above 10 ppm may also affect the ability of the blood to carry oxygen in other individuals, such as pregnant women and those with certain specific enzyme deficiencies.

³Unregulated contaminant monitoring helps U.S. EPA and the SWRCB determine where certain contaminants occur and whether the contaminants need to be regulated.

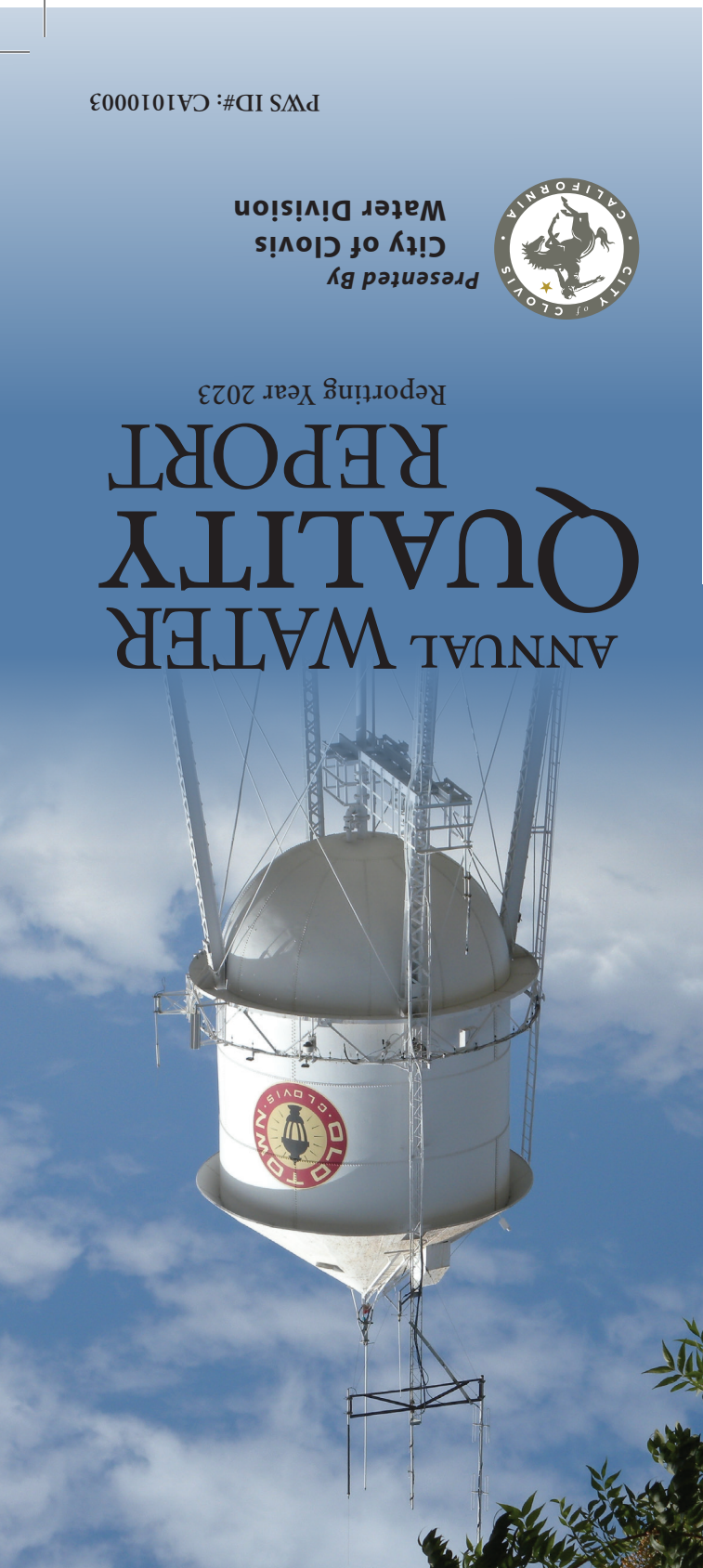
⁴Part of a larger group of chemicals referred to as per- and polyfluoroalkyl substances (PFAS). Studies indicate that long-term exposure to PFOS and PFOA over certain levels could have adverse health effects. Potential health impacts related to PFAS are still being studied, and research is still evolving. In 2023 there was no MCL set for these substances. The city has proactively monitored sources and will continue to do so.

⁵Wells 30 and 32 had PFHxS test results above the NL of 3 ppt but below the RL of 20 ppt.

⁶Wells 21, 32, 42, T-5, and T-6 had PFOS test results above the NL of 6.5 ppt but below the RL of 40 ppt. Well T-5 was offline all year.

⁷Wells 32, 43, and T-5 had PFOA test results above the NL of 5.1 ppt. Well 32 had results above the RL of 10 ppt and was placed offline in May and not used for the remainder of the year.





ANNUAL WATER QUALITY REPORT

Reporting Year 2023

Our Commitment

We are pleased to present to you this year’s annual water quality report. This report is a snapshot of last year’s water quality covering all testing performed between January 1 and December 31, 2023. Included are details about your sources of water, what it contains, and how it compares to standards set by regulatory agencies. Our constant goal is to provide you with a safe and dependable supply of drinking water. We want you to understand the efforts we make to continually improve the water treatment process and protect our water resources. We are committed to ensuring the quality of your water and providing you with this information because informed customers are our best allies.

Water Conservation

Please visit cityofclovis.com for current information on allowed watering days and conservation requirements. For customers who wish to replace their existing 5- to 7-gallon-per-flush toilets with ultra-low-flow 1.28-gallon models, rebates up to \$75 are available with advance approval from the city. The city also has low-flow showerheads and faucet aerators available at no charge. High-efficiency washing machine rebates of \$35 to \$50 per qualified machine purchased and installed are also available. For information on rebates, water use audits, and fixture replacements, call (559) 324-2600 or visit cityofclovis.com.

Source Water Assessment

An assessment of drinking water sources was completed in 2003 by the SWRCB and in 2006, 2009, and 2015 by the City of Clovis. These sources are considered most vulnerable to the following activities associated with contaminants detected in the water supply: known contaminant plumes, fertilizer, and pesticide/herbicide application. The sources are considered most vulnerable to these activities: automobile (gas stations), metal plating/finishing/fabrication, historic waste dumps/landfills, boat services/repair/refinishing, sewer collection systems, chemical/petroleum processing/storage, dry cleaners, automobile (body shops), automobile repair shops, fleet/truck/bus terminals, junk/scrap/salvage yards, machine shops, photo processing/printing, plastics/synthetics producers, underground storage tanks (confirmed leaking), and septic systems.

An assessment of the Enterprise Canal was completed by the city in 2023. This source is most vulnerable to chemical or fuel storage tanks. A copy of the complete assessment is available from our office at 155 North Sunnyside Avenue. You may request a summary of the assessment by contacting Public Utilities at (559) 324-2600.

Este informe contiene información muy importante sobre su agua potable. Tradúzalo o hable con alguien que lo entienda bien.

Daimnawv ts'haj tawm no muaj lus tseemceeb txog koj cov dej haus. Tshab txhais nws, los yog tham nrog tej tug nteeg uas toraib txog nws.

♻️ Recycled and Recyclable
Copyright ©2024 Gemini Group LLC
All rights reserved
CA019004-1

City of Clovis Water Division
155 N. Sunnyside Ave.
Clovis, CA 93611

PR SRT STD
U.S. Postage
PAID
Gemini Group
22901

Contaminants that may be present in source water include:

- Microbial Contaminants, such as viruses and bacteria, that may come from sewage treatment plants, septic systems, agricultural livestock operations, and wildlife;
- Inorganic Contaminants, such as salts and metals, that can be naturally occurring or can result from urban stormwater runoff, industrial or domestic wastewater discharges, oil and gas production, mining, or farming;
- Pesticides and Herbicides that may come from a variety of sources such as agriculture, urban stormwater runoff, and residential uses;
- Organic Chemical Contaminants, including synthetic and volatile organic chemicals, which are by-products of industrial processes and petroleum production, and which can also come from gas stations, urban stormwater runoff, agricultural applications, and septic systems;
- Radioactive Contaminants that can be naturally occurring or can be the result of oil and gas production and mining activities.

More information about contaminants and potential health effects can be obtained by calling the U.S. EPA's Safe Drinking Water Hotline at (800) 426-4791.

The sources of drinking water (both tap water and bottled water) include rivers, lakes, streams, ponds, reservoirs, springs, and wells. As water travels over the surface of the land or through the ground, it dissolves naturally occurring minerals and, in some cases, radioactive material and can pick up substances resulting from the presence of animals or from human activity.

In order to ensure that tap water is safe to drink, the U.S. EPA and the State Water Resources Control Board (SWRCB) prescribe regulations that limit the amount of certain contaminants in water provided by public water systems. The U.S. Food and Drug Administration regulations and California law also establish limits for contaminants in bottled water that provide the same protection for public health. Drinking water, including bottled water, may reasonably be expected to contain at least small amounts of some contaminants. The presence of contaminants does not necessarily indicate that water poses a health risk.

Contaminants that may be present in source water include:

Important Health Information

Some people may be more vulnerable to contaminants in drinking water than the general population. Immunocompromised persons such as persons with cancer undergoing chemotherapy, persons who have undergone organ transplants, people with HIV/AIDS or other immune system disorders, some elderly, and infants may be particularly at risk from infections. These people should seek advice about drinking water from their health care providers. The U.S. Environmental Protection Agency (EPA)/Centers for Disease Control and Prevention (CDC) guidelines on appropriate means to lessen the risk of infection by *cryptosporidium* and other microbial contaminants are available from the Safe Drinking Water Hotline at (800) 426-4791 or water. epa.gov/drink/hotline.



Testing for Cryptosporidium

Cryptosporidium is a microbial pathogen found in surface water throughout the U.S. Although filtration removes *cryptosporidium*, the most commonly used filtration methods cannot guarantee 100-percent removal. The City of Clovis surface water treatment plant (SWTP) has a microfiltration process that removes 99.99 percent. Our monitoring indicates the presence of these organisms in the source water. Current test methods do not allow us to determine if the organisms are dead or if they are capable of causing disease. Ingestion of *cryptosporidium* may cause cryptosporidiosis, an abdominal infection whose symptoms include nausea, diarrhea, and abdominal cramps. Most healthy individuals can overcome the disease within a few weeks; however, immunocompromised people, infants and small children, and the elderly are at greater risk of developing life-threatening illness. We encourage immunocompromised individuals to consult their doctor regarding appropriate precautions to take to avoid infection. *Cryptosporidium* must be ingested to cause disease, and it may be spread through means other than drinking water.

QUESTIONS?

For more information about this report, or for any questions relating to your drinking water, please call the Public Utilities Department at (559) 324-2600.

Test Results

Unless otherwise noted, the data presented in these tables is from testing done from January 1 to December 31, 2023, and includes both groundwater and surface water sources. The presence of these contaminants in the water does not necessarily indicate that the water poses a health risk. In 2023 approximately 53 percent of the city’s water distribution system was served by groundwater wells, and 47 percent was served by surface water via the city’s SWTP. The state requires monitoring for certain contaminants less than once per year because the concentrations of these contaminants are not expected to vary significantly from year to year. The most recent sample data are included, along with the year in which the sample was taken. However, some of the data shown in the table, though representative of the water quality, are more than a year old.

We participated in the fifth stage of the U.S. EPA’s Unregulated Contaminant Monitoring Rule (UCMR5) program by performing additional tests on our drinking water. UCMR5 sampling benefits the environment and public health by providing the U.S. EPA with data on the occurrence of contaminants suspected to be in drinking water to determine if it needs to introduce new regulatory standards to improve drinking water quality. Unregulated contaminant monitoring data is available to the public, so please feel free to contact us if you are interested in obtaining that information. If you would like more information on the U.S. EPA’s Unregulated Contaminant Monitoring Rule, please call the Safe Drinking Water Hotline at (800) 426-4791.

REGULATED SUBSTANCES							
SUBSTANCE (UNIT OF MEASURE)	YEAR SAMPLED	MCL [MRDL]	PHG (MCLG) [MRDLG]	AVERAGE DETECTED	RANGE LOW-HIGH	IN COMPLIANCE	TYPICAL SOURCE
1,2,3-Trichloropropane [1,2,3-TCP] (ppt)	2023	5	0.7	1.18	ND–3.8	Yes	Discharge from industrial and agricultural chemical factories; leaching from hazardous waste sites; cleaning and maintenance solvent, paint, and varnish remover, and degreasing agent; by-product of other compounds and pesticides
Arsenic (ppb)	2023	10	0.004	0.93	ND–3.9	Yes	Erosion of natural deposits; runoff from orchards; glass and electronics production wastes
Barium (ppm)	2023	1	2	0.064	ND–0.17	Yes	Discharges of oil drilling wastes and from metal refineries; erosion of natural deposits
Chlorine (ppm)	2023	[4.0 (as Cl2)]	[4 (as Cl2)]	1.29	0.53–2.07	Yes	Drinking water disinfectant added for treatment
Dibromochloropropane [DBCP] (ppt)	2023	200	3	25.9	ND–190	Yes	Banned nematocide that may still be present in soils due to runoff/leaching from former use on soybeans, cotton, vineyards, tomatoes, and tree fruit
Fluoride (ppm)	2023	2.0	1	0.13	ND–0.20	Yes	Erosion of natural deposits; water additive that promotes strong teeth; discharge from fertilizer and aluminum factories
Gross Alpha Particle Activity (pCi/L)	2023	15	(0)	2.25	0.48–4.41	Yes	Erosion of natural deposits
HAA5 [sum of 5 haloacetic acids]– Stage 2 (ppb)	2023	60	NA	17.3	ND–26	Yes	By-product of drinking water disinfection
Hexavalent Chromium (ppb)	2015	NS¹	0.02	ND	ND–2.2	Yes	Discharge from electroplating factories, leather tanneries, wood preservation, chemical synthesis, refractory production, and textile manufacturing facilities; erosion of natural deposits
Nitrate [as nitrogen]² (ppm)	2023	10	10	4.02	ND–8.7	Yes	Runoff and leaching from fertilizer use; leaching from septic tanks and sewage; erosion of natural deposits
TTHMs [total trihalomethanes]– Stage 2 (ppb)	2023	80	NA	34	ND–58	Yes	By-product of drinking water disinfection

SURFACE WATER [TREATMENT TECHNIQUE (TT)=MICROFILTRATION]								
SUBSTANCE (UNIT OF MEASURE)		YEAR SAMPLED		MCL [MRDL]	AVERAGE DETECTED	RANGE LOW-HIGH	NUMBER OF VIOLATIONS	TYPICAL SOURCE
Turbidity (NTU)		2023		TT = 95% of samples meet the limit of <=0.1 NTU	0.037	0.029 - 0.049	None	Soil runoff
Turbidity (lowest monthly percent of samples meeting limit)		2023		TT = 95% of samples meet the limit of <=0.1 NTU	100%	NA	None	Soil runoff
Tap water samples were collected for lead and copper analyses from sample sites throughout the community								
SUBSTANCE (UNIT OF MEASURE)	YEAR SAMPLED	AL	PHG (MCLG)	AVERAGE DETECTED (90TH %ILE)	SITES ABOVE AL/ TOTAL SITES	IN COMPLIANCE	TYPICAL SOURCE	
Copper (ppm)	2021	1.3	0.3	0.17	0/53	Yes	Internal corrosion of household plumbing systems; erosion of natural deposits; leaching from wood preservatives	
Lead (ppb)	2021	15	0.2	ND	0/53	Yes	Internal corrosion of household water plumbing systems; discharges from industrial manufacturers; erosion of natural deposits	

SECONDARY SUBSTANCES							
SUBSTANCE (UNIT OF MEASURE)	YEAR SAMPLED	SMCL	PHG (MCLG)	AVERAGE DETECTED	RANGE LOW-HIGH	IN COMPLIANCE	TYPICAL SOURCE
Chloride (ppm)	2023	500	NS	8.04	2.6–36	Yes	Runoff/leaching from natural deposits; seawater influence
Color (units)	2023	15	NS	ND	NA	Yes	Naturally occurring organic materials
Iron (ppb)	2023	300	NS	1.25	ND–40	Yes	Leaching from natural deposits; industrial wastes
Manganese (ppb)	2023	50	NS	1.84	ND–42	Yes	Leaching from natural deposits
Specific Conductance (µmho/cm)	2023	1,600	NS	311	33–670	Yes	Substances that form ions when in water; seawater influence
Sulfate (ppm)	2023	500	NS	9.52	0.59–25	Yes	Runoff/leaching from natural deposits; industrial wastes
Total Dissolved Solids (ppm)	2023	1,000	NS	228	51–430	Yes	Runoff/leaching from natural deposits
Turbidity (NTU)	2023	5	NS	0.16	ND–0.43	Yes	Soil runoff

UNREGULATED SUBSTANCES³					
SUBSTANCE (UNIT OF MEASURE)	YEAR SAMPLED	AVERAGE DETECTED	RANGE LOW-HIGH	TYPICAL SOURCE	
Hardness, Total [as CaCO3] (ppm)	2023	116.4	7.3–280	Sum of polyvalent cations present in the water, generally naturally occurring magnesium and calcium	
Sodium (ppm)	2023	18.0	3–30	Naturally occurring	

UNREGULATED SUBSTANCES (UCMR5)³			
SUBSTANCE (UNIT OF MEASURE)	YEAR SAMPLED	AVERAGE DETECTED	RANGE LOW-HIGH
Perfluorobutanesulfonic Acid [PFBS]⁴ (ppt)	2023	0.62	ND–7.90
Perfluorobutanoic Acid [PFBA]⁴ (ppt)	2023	0.08	ND–6.10
Perfluorodecanoic Acid [PFDA]⁴ (ppt)	2023	0.04	ND–3.10
Perfluoroheptanoic Acid [PFHpA]⁴ (ppt)	2023	0.13	ND–5.70
Perfluorohexanesulfonic Acid [PFHxS]⁴ (ppt)	2023	0.25	ND–8.80
Perfluorohexanoic Acid [PFHxA]⁴ (ppt)	2023	0.41	ND–8.00
Perfluorooctanesulfonic Acid [PFOS]⁴ (ppt)	2023	1.52	ND–41
Perfluorooctanoic Acid [PFOA]⁴ (ppt)	2023	0.80	ND–18
Perfluorononanoic Acid [PFNA]⁴ (ppt)	2023	0.16	ND–6.90
Perfluoropentanoic Acid [PFPeA]⁴ (ppt)	2023	0.24	ND–8.40

State Monitoring of Substances with Notification Levels³			
Perfluorobutanesulfonic Acid [PFBS]⁴ (ppt)	2023	1.27	ND–8.5
Perfluorohexanesulfonic Acid [PFHxS]⁴ (ppt)	2023	0.42⁵	ND–4.4⁵
Perfluorooctanesulfonic Acid [PFOS]⁴ (ppt)	2023	5.83⁶	ND–38⁶
Perfluorooctanoic Acid [PFOA]⁴ (ppt)	2023	3.70⁷	ND–18⁷

¹ There is currently no MCL for hexavalent chromium. The previous MCL of 0.010 ppm was withdrawn on September 11, 2017. Some people who drink water containing hexavalent chromium in excess of 0.010 ppm over many years may have an increased risk of getting cancer. This substance was included with UCMR3 sampling in 2015. Results did not require additional sampling.

² Nitrate in drinking water at levels above 10 ppm can be a health risk for infants of less than six months of age. Such nitrate levels in drinking water can interfere with the capacity of the infant’s blood to carry oxygen. Symptoms include shortness of breath and blueness of the skin. Nitrate levels above 10 ppm may also affect the ability of the blood to carry oxygen in other individuals, such as pregnant women and those with certain specific enzyme deficiencies.

³ Unregulated contaminant monitoring helps U.S. EPA and the SWRCB determine where certain contaminants occur and whether the contaminants need to be regulated.

⁴ Part of a larger group of chemicals referred to as per- and polyfluoroalkyl substances (PFAS). Studies indicate that long-term exposure to PFOS and PFOA over certain levels could have adverse health effects. Potential health impacts related to PFAS are still being studied, and research is still evolving. In 2023 there was no MCL set for these substances. The city has proactively monitored sources and will continue to do so.

⁵ Wells 30 and 32 had PFHxS test results above the NL of 3 ppt but below the RL of 20 ppt.

⁶ Wells 21, 32, 42, T-5, and T-6 had PFOS test results above the NL of 6.5 ppt but below the RL of 40 ppt. Well T-5 was offline all year.

⁷ Wells 32, 43, and T-5 had PFOA test results above the NL of 5.1 ppt. Well 32 had results above the RL of 10 ppt and was placed offline in May and not used for the remainder of the year.

Definitions

90th %ile: The levels reported for lead and copper represent the 90th percentile of the total number of sites tested. The 90th percentile is equal to or greater than 90% of our lead and copper detections.

AL (Regulatory Action Level): The concentration of a contaminant which, if exceeded, triggers treatment or other requirements that a water system must follow.

MCL (Maximum Contaminant Level): The highest level of a contaminant that is allowed in drinking water. Primary MCLs are set as close to the PHGs (or MCLGs) as is economically and technologically feasible. Secondary MCLs (SMCLs) are set to protect the odor, taste, and appearance of drinking water.

MCLG (Maximum Contaminant Level Goal): The level of a contaminant in drinking water below which there is no known or expected risk to health. MCLGs are set by the U.S. EPA.

MRDL (Maximum Residual Disinfectant Level): The highest level of a disinfectant allowed in drinking water. There is convincing evidence that addition of a disinfectant is necessary for control of microbial contaminants.

MRDLG (Maximum Residual Disinfectant Level Goal): The level of a drinking water disinfectant below which there is no known or expected risk to health. MRDLGs do not reflect the benefits of the use of disinfectants to control microbial contaminants.

NA: Not applicable.

ND (Not detected): Indicates that the substance was not found by laboratory analysis.

NL (Notification Level): Established health-based advisory level.

NS: No standard.

NTU (Nephelometric Turbidity Units): Measurement of the clarity, or turbidity, of water. Turbidity in excess of 5 NTU is just noticeable to the average person.

pCi/L (picocuries per liter): A measure of radioactivity.

PDWS (Primary Drinking Water Standard): MCLs and MRDLs for contaminants that affect health, along with their monitoring and reporting requirements and water treatment requirements.

PHG (Public Health Goal): The level of a contaminant in drinking water below which there is no known or expected risk to health. PHGs are set by the California EPA.

ppb (µg/L) (parts per billion): One part substance per billion parts water (or micrograms per liter).

ppm (mg/L) (parts per million): One part substance per million parts water (or milligrams per liter).

ppt (ng/L) (parts per trillion): One part substance per trillion parts water (or nanograms per liter).

RL (Response Level): Level at which recommendation occurs.

TT (Treatment Technique): A required process intended to reduce the level of a contaminant in drinking water.

µmho/cm (micromhos per centimeter): A unit expressing the amount of electrical conductivity of a solution.